



*The Name in Fasteners*

# Product Catalog

2020 - 2021



*Solderless Terminals*

*Threaded Fasteners*

*Wire & Cable*

*Hydraulic Fittings*



*Owners Tom Kelly (far right) and Wendy Kelly (far left) with their employees (left to right) Alex, Tyler, Nicole, Samantha, Michael, Drew, Danielle, Mike, Carla, Timmy, and Jeremy.*

Kelly Industrial Supply, Inc. is an industrial wholesale distributor whose main purpose is to provide our customers with high quality products, competitive pricing, and outstanding service. Our commitment to building long-term customer relationships is our goal.

We are completely committed to providing our customers the highest level of service possible. Kelly Industrial Supply, Inc. will provide all on-site service and support, order and replenish stock, and set up storage bins and cabinets. We will also develop controlled customer inventory programs that maintain parts organized while monitoring your inventory needs. Our sales representatives will listen to your requests and concerns while making your priorities ours by reducing overall purchasing costs, down time and increase productivity. Meeting our customers' expectations is the reason we exist.

For over 25 years, we have supplied standard and specialty products to our value and loyal customer base. We have built our company with great people, integrity, and positive ideals along with a business philosophy and work ethic.

# WHY KELLY INDUSTRIAL SUPPLY, INC?

---

## EXCEPTIONAL CUSTOMER SERVICE

Our knowledgeable sales representatives will assist you in person, over the phone, via fax, and through email. You will always get the personal service you can trust.

## COMPETITIVE PRICING

We partner with our vendors to garner the best pricing to pass along to our customers. Our purchasing staff constantly monitors the price of goods to stay competitive.

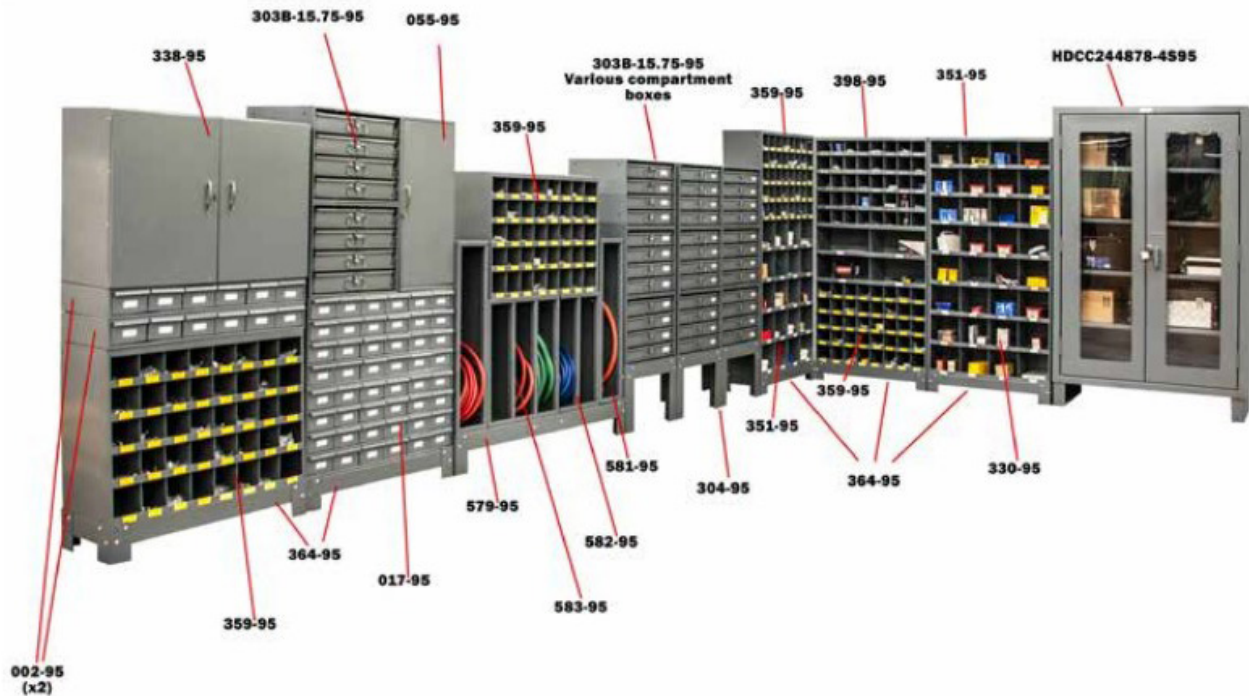
## QUALITY PRODUCTS

At Kelly Industrial Supply, we select our vendors carefully so we can supply our customers with only quality products. Our product offering is based on customers' needs and is continuously expanding.

## PROMPT DELIVERY

We supply products in a timely fashion by utilizing our own delivery vehicles, sales representatives, UPS, and/or FedEx. If you prefer, you can even stop by our showroom and pick-up counter.

# VENDOR-MANAGED INVENTORY



Our goal at Kelly Industrial Supply, Inc. is to implement inventory management systems that will improve service levels, increase sales, reduce costs, and maximize profits. A Kelly Industrially Supply, Inc. representative will analyze your current system to gain further comprehension of your inventory needs. Our sales representatives will listen to your requests and concerns while making your priorities ours.

While monitoring your inventory needs, we will be courteous not to overstock. Plus, our sales representatives will be respectful of your time and will be conscious of your budget. Our systems are distinctive and customized to meet your specific needs. Don't wait - get organized with us today!

# TABLE OF CONTENTS

<b>SECTION</b>	<b>01</b>	Fasteners	<b>007</b>
	<b>02</b>	Connectors & Terminals	<b>027</b>
	<b>03</b>	Electrical Components	<b>035</b>
	<b>04</b>	Hose & Tubing	<b>051</b>
	<b>05</b>	Fittings	<b>119</b>
	<b>06</b>	Truck & Trailer Accessories	<b>145</b>
	<b>07</b>	Abrasives	<b>155</b>
	<b>08</b>	Rivets	<b>163</b>
	<b>09</b>	Chains & Accessories	<b>179</b>
	<b>10</b>	Wire, Cable, & Cable Ties	<b>185</b>
	<b>11</b>	Clamps	<b>191</b>
	<b>12</b>	Shop Supplies	<b>195</b>
	<b>13</b>	Safety	<b>221</b>
	<b>14</b>	Liquids & Solvents	<b>229</b>
	<b>15</b>	Assortment Kits	<b>257</b>
	<b>16</b>	Specs, Guides, & Information	<b>339</b>
	<b>17</b>	Index	<b>381</b>
	<b>18</b>	Index by Part #	<b>383</b>
	<b>19</b>	Appendix	<b>406</b>

# WE PARTNER WITH THESE VENDORS & MORE!



# 01

## FASTENERS

Hex Nuts	008
Lock Nuts	009
Kep Nuts	010
Hi-Nuts	010
Machine Screw Nuts	010
Flat Washers	011
Fender Washers	012
Split Lock Washers	013
Tooth Lock Washers	014
Hex Head Cap Screws	014
Type F Screws	021
Flange Bolts	022
Carriage Bolts	022
Plow Bolts	023
Elevator Bolts	023
Step Bolts	024
Cotter Pins	024
Clevis Pins	025
Spring Tension Pins	025
Lynch Pins	026
Hitch Pins	026
Snap Pins	026



### Grade 2 USS Coarse Thread Hex Finished Zinc Plated Hex Nuts

See Figure 01.01 on page 340 for more information.

Part #	Diameter	WAF	Qty	Part #	Diameter	WAF	Qty	Part #	Diameter	WAF	Qty
HN1420	1/4-20	7/16	100	HN91612	9/16-12	7/8	25	HN1187	1-1/8-7	1-11/16	10
HN51618	5/16-18	1/2	100	HN5811	5/8-11	15/16	25	HN1147	1-1/4-7	1-7/8	5
HN3816	3/8-16	9/16	100	HN3410	3/4-10	1-1/8	20	HN1386	1-3/8-6	2-1/16	5
HN71614	7/16-14	11/16	50	HN789	7/8-9	1-5/16	15	HN1126	1-1/2-6	2-1/4	5
HN1213	1/2-13	3/4	50	HN18	1-8	1-1/2	10	HN2-4.5	2-4.5	3	5



### Grade 2 SAE Fine Thread Hex Finished Zinc Plated Hex Nuts

See Figure 01.01 on page 340 for more information.

Part #	Diameter	WAF	Qty	Part #	Diameter	WAF	Qty	Part #	Diameter	WAF	Qty
HN1428	1/4-28	7/16	100	HN91618	9/16-18	7/8	25	HN11812	1-1/8-12	1-11/16	10
HN51624	5/16-24	1/2	100	HN5818	5/8-18	15/16	25	HN11412	1-1/4-12	1-7/8	5
HN3824	3/8-24	9/16	100	HN3416	3/4-16	1-1/8	20	HN13812	1-3/8-12	2-1/16	5
HN71620	7/16-20	11/16	50	HN7814	7/14	1-5/16	15	HN11212	1-1/2-12	2-1/4	5
HN1220	1/2-20	3/4	50	HN114	1-14	1-1/2	10				



### Grade 5 USS Coarse Thread Hex Finished Zinc Plated Hex Nuts

See Figure 01.01 on page 340 for more information.


Part #	Diameter	WAF	Qty	Part #	Diameter	WAF	Qty	Part #	Diameter	WAF	Qty
HN51420	1/4-20	7/16	100	HN591612	9/16-12	7/8	25	HN51187	1-1/8-7	1-11/16	10
HN551618	5/16-18	1/2	100	HN55811	5/8-11	15/16	25	HN51147	1-1/4-7	1-7/8	5
HN53816	3/8-16	9/16	100	HN53410	3/4-10	1-1/8	20	HN51386	1-3/8-6	2-1/16	5
HN571614	7/16-14	11/16	50	HN5789	7/8-9	1-5/16	15	HN51126	1-1/2-6	2-1/4	5
HN51213	1/2-13	3/4	50	HN518	1-8	1-1/2	10	HN52-4.5	2-4.5	3	5



### Grade 5 SAE Fine Thread Hex Finished Zinc Plated Hex Nuts

See Figure 01.01 on page 340 for more information.


Part #	Diameter	WAF	Qty	Part #	Diameter	WAF	Qty	Part #	Diameter	WAF	Qty
HN51428	1/4-28	7/16	100	HN591618	9/16-18	7/8	25	HN511812	1-1/8-12	1-11/16	10
HN551624	5/16-24	1/2	100	HN55818	5/8-18	15/16	25	HN511412	1-1/4-12	1-7/8	5
HN53824	3/8-24	9/16	100	HN53416	3/4-16	1-1/8	20	HN513812	1-3/8-12	2-1/16	5
HN571620	7/16-20	11/16	50	HN57814	7/8-14	1-5/16	15	HN511212	1-1/2-12	2-1/4	5
HN51220	1/2-20	3/4	50	HN5114	1-14	1-1/2	10				



### Grade 8 USS Coarse Thread Hex Finished Yellow Dichromate Hex Nuts

See Figure 01.01 on page 340 for more information.


Part #	Diameter	WAF	Qty	Part #	Diameter	WAF	Qty	Part #	Diameter	WAF	Qty
HN81420	1/4-20	7/16	100	HN891612	9/16-12	7/8	25	HN81187	1-1/8-7	1-11/16	10
HN851618	5/16-18	1/2	100	HN85811	5/8-11	15/16	25	HN81147	1-1/4-7	1-7/8	5
HN83816	3/8-16	9/16	100	HN83410	3/4-10	1-1/8	20	HN81386	1-3/8-6	2-1/16	5
HN871614	7/16-14	11/16	50	HN8789	7/8-9	1-5/16	15	HN81126	1-1/2-6	2-1/4	5
HN81213	1/2-13	3/4	50	HN818	1-8	1-1/2	10	HN82-4.5	2-4.5	3	5



### Grade 8 SAE Fine Thread Hex Finished Yellow Dichromate Hex Nuts

See Figure 01.01 on page 340 for more information.

Part #	Diameter	WAF	Qty	Part #	Diameter	WAF	Qty	Part #	Diameter	WAF	Qty
HN81428	1/4-28	7/16	100	HN891618	9/16-18	7/8	25	HN811812	1-1/8-12	1-11/16	10
HN851624	5/16-24	1/2	100	HN85818	5/8-18	15/16	25	HN811412	1-1/4-12	1-7/8	5
HN83824	3/8-24	9/16	100	HN83416	3/4-16	1-1/8	20	HN813812	1-3/8-12	2-1/16	5
HN871620	7/16-20	11/16	50	HN87814	7/8-14	1-5/16	15	HN811212	1-1/2-12	2-1/4	5
HN81220	1/2-20	3/4	50	HN8114	1-14	1-1/2	10				



### USS Coarse Thread Heavy Hex Zinc Plated Hex Nuts

See Figure 01.02 on page 340 for more information.

Part #	Dia	WAF	Thick	Qty	Part #	Dia	WAF	Thick	Qty
HN1420HH	1/4-20	1/2	15/64	100	HN3410HH	3/4-10	1-1/4	47/64	20
HN51618HH	5/16-18	9/16	19/64	100	HN789HH	7/8-9	1-7/16	55/64	15
HN3816HH	3/8-16	11/16	23/64	100	HN18HH	1-8	1-5/8	63/64	10
HN71614HH	7/16-14	3/4	27/64	50	HN1187HH	1-1/8-7	1-13/16	1-7/64	10
HN1213HH	1/2-13	7/8	31/64	50	HN1147HH	1-1/4-7	2	1-7/32	5
HN91612HH	9/16-12	15/16	35/64	25	HN1126HH	1-1/2-6	2-3/8	1-15/32	5
HN5811HH	5/8-11	1-1/16	39/64	25					



## Heavy Hex Washer Faced Grade 2H ASTM A194 Plain Steel Hex Nuts

See Figure 01.02 on page 340 for more information.



Part #	Tap Size	TPI	Qty	Part #	Tap Size	TPI	Qty	Part #	Tap Size	TPI	Qty
HN14202H	1/4	20	100	HN58112H	5/8	11	25	HN11872H	1-1/8	7	10
HN516182H	5/16	18	100	HN34102H	3/4	10	20	HN11472H	1-1/4	7	5
HN38162H	3/8	16	100	HN7892H	7/8	9	15	HN13862H	1-3/8	6	5
HN716142H	7/16	14	100	HN182H	1	8	10	HN11262H	1-1/2	6	5
HN12132H	1/2	13	50								

## USS Coarse Thread Zinc Plated Hex Nylon Insert Lock Nut

See Figure 01.03 on page 341 for more information.



Part #	Dia	WAF	Qty	Part #	Dia	WAF	Qty	Part #	Dia	WAF	Qty
ELN4/40	4/40	1/4	100	ELN1/4-20	1/4-20	7/16	100	ELN9/16-12	9/16-12	7/8	25
ELN5/40	5/40	1/4	100	ELN5/16-18	5/16-18	1/2	100	ELN5/8-11	5/8-11	15/16	25
ELN6/32	6/32	5/16	100	ELN3/8-16	3/8-16	9/16	100	ELN3/4-10	3/4-10	1-1/8	20
ELN8/32	8/32	11/32	100	ELN7/16-14	7/16-14	11/16	50	ELN7/8-9	7/8-9	1-5/16	15
ELN10/24	10/24	3/8	100	ELN1/2-13	1/2-13	3/4	50	ELN1-8	1-8	1-1/2	10

## SAE Fine Thread Zinc Plated Hex Nylon Insert Lock Nut

See Figure 01.03 on page 341 for more information.



Part #	Dia	WAF	Qty	Part #	Dia	WAF	Qty	Part #	Dia	WAF	Qty
ELN10-32	10-32	3/8	100	ELN7/16-20	7/16-20	11/16	50	ELN3/4-16	3/4-16	1-1/8	20
ELN1/4-28	1/4-28	7/16	100	ELN1/2-20	1/2-20	3/4	50	ELN7/8-14	7/8-14	1-5/16	15
ELN5/16-24	5/16-24	1/2	100	ELN9/16-18	9/16-18	7/8	25	ELN1-14	1-14	1-1/2	10
ELN3/8-24	3/8-24	9/16	100	ELN5/8-18	5/8-18	15/16	25				

## Grade 8 USS Coarse Thread Yellow Dichromate Plated Hex Nylon Insert Lock Nut


See Figure 01.03 on page 341 for more information.



Part #	Dia	WAF	Qty	Part #	Dia	WAF	Qty	Part #	Dia	WAF	Qty
ELN-8-4/40	4/40	1/4	100	ELN-8-1/4-20	1/4-20	7/16	100	ELN-8-9/16-12	9/16-12	7/8	25
ELN-8-5/40	5/40	1/4	100	ELN-8-5/16-18	5/16-18	1/2	100	ELN-8-5/8-11	5/8-11	15/16	25
ELN-8-6/32	6/32	5/16	100	ELN-8-3/8-16	3/8-16	9/16	100	ELN-8-3/4-10	3/4-10	1-1/8	20
ELN-8-8/32	8/32	11/32	100	ELN-8-7/16-14	7/16-14	11/16	50	ELN-8-7/8-9	7/8-9	1-5/16	15
ELN-8-10/24	10/24	3/8	100	ELN-8-1/2-1	1/2-13	3/4	50	ELN-8-1-8	1-8	1-1/2	10

## Grade 8 SAE Fine Thread Yellow Dichromate Plated Hex Nylon Insert Lock Nut

See Figure 01.03 on page 341 for more information.



Part #	Dia	WAF	Qty	Part #	Dia	WAF	Qty	Part #	Dia	WAF	Qty
ELN-8-10-32	10-32	3/8	100	ELN-8-7/16-20	7/16-20	11/16	50	ELN-8-3/4-16	3/4-16	1-1/8	20
ELN-8-1/4-28	1/4-28	7/16	100	ELN-8-1/2-20	1/2-20	3/4	50	ELN-8-7/8-14	7/8-14	1-5/16	15
ELN-8-5/16-18	5/16-24	1/2	100	ELN-8-9/16-18	9/16-18	7/8	25	ELN-8-1-14	1-14	1-1/2	10
ELN-8-3/4-10	3/8-24	9/16	100	ELN-8-5/8-18	5/8-18	15/16	25				

## USS Coarse Thread NTE Series Zinc Plated Nylon Insert Lock Nut

See Figure 01.04 on page 341 for more information.



Part #	Dia	Thick	WAF	Qty	Part #	Dia	Thick	WAF	Qty
ELNJ-1/4-20	1/4-20	.438	.203	100	ELNJ-9/16-12	9/16-12	.875	.359	25
ELNJ-5/16-18	5/16-18	.500	.250	100	ELNJ-5/8-11	5/8-11	.938	.391	25
ELNJ-3/8-16	3/8-16	.562	.266	100	ELNJ-3/4-10	3/4-10	1.062	.406	20
ELNJ-7/16-14	7/16-14	.625	.313	50	ELNJ-7/8-9	7/8-9	1.250	.469	15
ELNJ-1/2-13	1/2-13	.750	.313	50	ELNJ-1-8	1-8	1.438	.547	10

## SAE Fine Thread NTE Series Zinc Plated Nylon Insert Lock Nut

See Figure 01.04 on page 341 for more information.



Part #	Dia	Thick	WAF	Qty	Part #	Dia	Thick	WAF	Qty
ELNJ1/4-28	1/4-28	.438	.203	100	ELNJ9/16-18	9/16-18	.875	.359	25
ELNJ5/16-18	5/16-24	.500	.250	100	ELNJ5/8-18	5/8-18	.938	.391	25
ELNJ3/8-24	3/8-24	.562	.266	100	ELNJ3/4-16	3/4-16	1.062	.406	20
ELNJ7/16-20	7/16-20	.625	.313	50	ELNJ7/8-14	7/8-14	1.250	.469	15
ELNJ1/2-20	1/2-20	.750	.313	50	ELNJ1-14	1-14	1.438	.547	10

## USS Coarse Thread Grade C Zinc Plated Stover Lock Nut

See Figure 01.05 on page 341 for more information.



Part #	Diameter	WAF	Qty	Part #	Diameter	WAF	Qty	Part #	Diameter	WAF	Qty
SLN1/4-20	1/4-20	7/16	20	SLN1/2-13	1/2-13	3/4	20	SLN3/4-10	3/4-10	1-1/8	20
SLN5/16-18	5/16-18	1/2	20	SLN9/16-12	9/16-12	7/8	20	SLN7/8-9	7/8-9	1-5/16	20
SLN3/8-16	3/8-16	9/16	20	SLN5/8-1	5/8-11	15/16	20	SLN1-8	1-8	1-1/2	20
SLN7/16-14	7/16-14	11/16	20								



### SAE Fine Thread Grade C Zinc Plated Stover Lock Nut

See Figure 01.05 on page 341 for more information.

Part #	Dia	WAF	Qty	Part #	Dia	WAF	Qty	Part #	Dia	WAF	Qty
SLN1/4-28	1/4-28	7/16	100	SLN9/16-18	9/16-18	7/8	25	SLN1-1/8-12	1-1/8-12	1-11/16	10
SLN5/16-24	5/16-24	1/2	100	SLN5/8-18	5/8-18	15/16	25	SLN1-1/4-12	1-1/4-12	1-7/8	5
SLN3/8-24	3/8-24	9/16	100	SLN3/4-16	3/4-16	1-1/8	20	SLN1-3/8-12	1-3/8-12	2/1-16	5
SLN7/16-20	7/16-20	11/16	50	SLN7/8-14	7/8-14	1-5/16	15	SLN-1/2-12	1-1/2-12	2-1/4	5
SLN1/2-20	1/2-20	3/4	50	SLN1-14	1-14	1-1/2	10				

### USS Coarse Thread Grade G Flange Zinc Plated Lock Nut

See Figure 01.06 on page 341 for more information.

Part #	WAF Max	WAF Min	Height Max	Flange Dia Max	Qty	Part #	WAF Max	WAF Min	Height Max	Flange Dia Max	Qty
FLN85/16/18	.520	.489	.365	.680	100	FLN81/2-13	.7520	.360	.555	1.070	50
FLN83/8-16	.5645	.551	.425	.810	50	FLN85/8-11	.9395	.922	.690	1.330	25
FLN87/16-14	.6895	.675	.495	.930	50	FLN83/4-10	1.127	1.088	.825	1.585	25

### SAE Fine Thread Grade G Flange Zinc Plated Lock Nut

See Figure 01.06 on page 341 for more information.

Part #	WAF Max	WAF Min	Height Max	Flange Dia Max	Qty	Part #	WAF Max	WAF Min	Height Max	Flange Dia Max	Qty
FLN85/16-24	.520	.489	.365	.680	100	FLN81/-2-20	.7520	.360	.555	1.070	50
FLN83/8-24	.5645	.551	.425	.810	50	FLN85//8-18	.9395	.922	.690	1.330	25
FLN87/16-20	.6895	.675	.495	.930	50	FLN83/4-16	1.127	1.088	.825	1.585	25

### USS Coarse Thread Case Hardened Zinc Plated Hex Serrated Flange Lock Nut

See Figure 01.08 on page 342 for more information.

Part #	Dia	WAF	Max Height	Flange Dia Max	Qty	Part #	WAF Max	WAF Min	Max Height	Flange Dia Max	Qty
FLNS1420	1/4-20	7/16	15/64	19/32	100	FLNS3816	3/8-16	9/16	11/32	3/4	100
FLNS51618	5/16-18	1/2	9/32	11/16	100	FLNS1213	1/2-13	3/4	29/64	1	50

### USS Coarse Thread Zinc Plated Kep Lock Nut

See Figure 01.08 on page 342 for more information.

Part #	Dia	WAF	Washer Dia	Thick	Qty	Part #	Dia	WAF	Washer Dia	Thick	Qty
KN440	4-40	1/4	9/32	3/32	100	KN1032	10-32	3/8	13/32	1/8	100
KN632	6-32	5/16	11/32	7/64	100	KN1420	1/4-20	7/16	37/64	3/16	100
KN832	8-32	11/32	5/32	1/8	100	KN51618	5/16-18	1/2	21/32	17/64	100
KN1024	10-24	3/8	13/32	1/8	100	KN3816	3/8-16	9/16	21/32	21/64	50

### SAE Fine Thread Grade 8 Hex Finished Plain Steel Hex Hi Nut

See Figure 01.09 on page 342 for more information.

Part #	Dia	WAF	Thick	Qty	Part #	Dia	WAF	Thick	Qty
HN83824HI	3/8-24	9/16	17/32	100	HN83416HI	3/4-16	1-1/8	1	20
HN871620HI	7/16-20	11/16	39/64	100	HN87814HI	7/8-14	1-5/16	1-5/32	15
HN81220HI	1/2-20	3/4	11/16	50	HN81-14HI	1-14	1-1/2	1-5/16	5
HN891618HI	9/16-18	7/8	49/64	25	HN81-1/8-12HI	1-1/8-12	1-11/16	1-1/2	1
HN85818HI	5/8-18	15/16	27/32	25	HN81-1/4-12HI	1-1/4-12	1-7/8	1-5/8	1

### Machine Screw Nut Zinc Plated

See Figure 01.10 on page 342 for more information.

Part #	Dia	WAF	Thick	Qty	Part #	Dia	WAF	Thick	Qty
MSN440	4-40	1/4	3/32	100	MSN1224	1/2-20	7/16	5/32	100
MSN632	6-32	5/16	7/64	100	MSN1420	1/4-20	7/16	3/16	100
MSN832	8-32	11/32	1/8	100	MSN51618	5/16-18	9/16	7/32	50
MSN1024	10-24	3/8	1/8	100	MSN3816	3/8-16	5/8	1/4	100
MSN1032	10-32	3/8	1/8	100					



## USS Low Carbon Steel Zinc Plated Flat Washer

See Figure 02.01 on page 343 for more information.



Part #	Bolt Size	Out Dia Max	Out Dia Min	Inside Dia Max	Inside Dia Min	Qty	Part #	Bolt Size	Out Dia Max	Out Dia Min	Inside Dia Max	Inside Dia Min	Qty
FWW3/16	3/16	.577	.557	.265	.245	100	FWW1-1/4	1-1/4	3.030	2.993	1.405	1.368	5
FWW1/4	1/4	.749	.727	.327	.307	100	FWW1-3/8	1-3/8	3.295	3.240	1.545	1.490	5
FWW5/16	5/16	.905	.868	.390	.370	100	FWW1-1/2	1-1/2	3.545	3.490	1.670	1.615	5
FWW3/8	3/8	1.030	.993	.453	.433	100	FWW1-5/8	1-5/8	3.795	3.740	1.795	1.740	5
FWW7/16	7/16	1.280	1.243	.515	.495	50	FWW1-3/4	1-3/4	4.404	3.990	1.920	1.865	5
FWW1/2	1/2	1.405	1.368	.577	.557	50	FWW1-7/8	1-7/8	4.295	4.240	2.045	1.990	5
FWW9/16	9/16	1.499	1.462	.640	.620	50	FWW2	2	4.595	4.490	2.170	2.115	1
FWW5/8	5/8	1.780	1.743	.718	.681	25	FWW2-1/4	2-1/4	4.795	4.740	2.420	2.365	1
FWW3/4	3/4	2.030	1.993	.842	.805	25	FWW2-1/2	2-1/2	5.045	4.990	2.672	2.615	1
FWW7/8	7/8	2.280	2.243	.968	.931	10	FWW2-3/4	2-3/4	5.315	5.240	2.940	2.865	1
FWW1	1	2.530	2.493	1.092	1.055	10	FWW3	3	5.490	5.490	3.190	3.115	1
FWW1-1/8	1-1/8	2.780	2.743	1.280	1.243	5							

## SAE Low Carbon Steel Zinc Plated Flat Washer

See Figure 02.02 on page 344 for more information.



Part #	Bolt Size	Out Dia Max	Out Dia Min	Inside Dia Max	Inside Dia Min	Qty	Part #	Bolt Size	Out Dia Max	Out Dia Min	Inside Dia Max	Inside Dia Min	Qty
FW4	4	.320	.307	.133	.120	100	FW1/2	1/2	1.092	1.055	.546	.526	50
FW6	6	.390	.370	.164	.151	100	FW9/16	9/16	1.186	1.149	.609	.589	50
FW8	8	.453	.433	.196	.183	100	FW5/8	5/8	1.342	1.305	.686	.649	25
FW10	10	.515	.495	.227	.214	100	FW3/4	3/4	1.499	1.461	.842	.805	25
FW3/16	3/16	.577	.557	.265	.245	100	FW7/8	7/8	1.780	1.743	.968	.931	10
FW12	12	.577	.557	.265	.245	100	FW1	1	2.030	1.993	1.092	1.055	10
FW1/4	1/4	.640	.620	.296	.276	100	FW1-1/8	1-1/8	2.280	2.243	1.280	1.243	5
FW5/16	5/16	.703	.681	.359	.339	100	FW1-1/4	1-1/4	2.530	2.493	1.405	1.368	5
FW3/8	3/8	.827	.805	.419	.401	100	FW1-3/8	1-3/8	2.780	2.743	1.530	1.493	5
FW7/16	7/16	.937	.915	.484	.464	50	FW1-1/2	1-1/2	3.030	2.993	1.655	1.615	5

## Grade 5 USS Medium Carbon Steel Zinc Plated Flat Washer

See Figure 02.01 on page 343 for more information.



Part #	Bolt Size	Out Dia Max	Out Dia Min	Inside Dia Max	Inside Dia Min	Qty	Part #	Bolt Size	Out Dia Max	Out Dia Min	Inside Dia Max	Inside Dia Min	Qty
FWW5-1/4	1/4	.749	.727	.327	.307	100	FWW5-3/4	3/4	2.030	1.993	.842	.805	25
FWW5-5/16	5/16	.905	.868	.390	.370	100	FWW5-7/8	7/8	2.280	2.243	.968	.931	10
FWW5-3/8	3/8	1.030	.993	4.53	.433	100	FWW5-1	1	2.530	2.493	1.092	1.055	10
FWW5-7/16	7/16	1.280	1.243	.515	.495	100	FWW51-1/8	1-1/8	2.780	2.743	1.280	1.243	5
FWW5-1/2	1/2	1.405	1.368	.577	.557	50	FWW51-1/4	1-1/4	3.030	2.993	1.405	1.368	5
FWW5-9/16	9/16	1.499	1.462	.640	.620	50	FWW51-1/2	1-1/2	3.545	3.490	1.670	1.615	5
FWW5-5/8	5/8	1.780	1.743	.718	.681	25							

## Grade 5 SAE Medium Carbon Steel Zinc Plated Flat Washer

See Figure 02.02 on page 344 for more information.



Part #	Bolt Size	Out Dia Max	Out Dia Min	Inside Dia Max	Inside Dia Min	Qty	Part #	Bolt Size	Out Dia Max	Out Dia Min	Inside Dia Max	Inside Dia Min	Qty
FW5-1/4	1/4	.640	.620	.296	.276	100	FW5-7/8	7/8	1.780	1.743	.968	.931	10
FW5-5/16	5/16	.703	.681	.359	.339	100	FW5-1	1	2.030	1.993	1.092	1.055	10
FW5-3/8	3/8	.827	.805	.419	.401	100	FW5-1-1/8	1-1/8	2.280	2.243	1.280	1.243	5
FW5-7/16	7/16	.937	.915	.484	.464	50	FW5-1-1/4	1-1/4	2.530	2.493	1.405	1.368	5
FW5-1/2	1/2	1.092	1.055	.54	.526	50	FW5-1-1/2	1-1/2	3.030	2.993	1.655	1.618	5
FW5-9/16	9/16	1.186	1.149	.609	.589	50	FW5-1-3/4	1-3/4	3.405	3.368	1.905	1.868	1
FW5-5/8	5/8	1.342	1.305	.686	.649	25	FW5-2	2	3.780	3.748	2.155	2.118	1
FW5-3/4	3/4	1.499	1.462	.842	.805	25							

## Grade 8 USS Thru-Hardened Yellow Dichromate Plated Flat Washer

See Figure 02.01 on page 343 for more information.



Part #	Bolt Size	Out Dia Max	Out Dia Min	Inside Dia Max	Inside Dia Min	Qty	Part #	Bolt Size	Out Dia Max	Out Dia Min	Inside Dia Max	Inside Dia Min	Qty
FWW8-1/4	1/4	.749	.727	.327	.307	100	FWW8-3/4	3/4	2.030	1.993	.842	.805	25
FWW8-5/16	5/16	.905	.868	.390	.370	100	FWW8-7/8	7/8	2.280	2.243	.968	.931	10
FWW8-3/8	3/8	1.030	.993	.433	.413	100	FWW8-1	1	2.530	2.493	1.092	1.055	10
FWW8-7/16	7/16	1.280	1.243	.495	.475	100	FWW8-1-1/8	1-1/8	2.780	2.743	1.280	1.243	5
FWW8-1/2	1/2	1.405	1.368	.577	.557	50	FWW8-1-1/4	1-1/4	3.030	2.993	1.405	1.368	5
FWW8-9/16	9/16	1.499	1.462	.620	.600	50	FWW8-1-1/2	1-1/2	3.545	3.490	1.670	1.615	5
FWW8-5/8	5/8	1.780	1.743	.681	.641	25							

## Grade 8 SAE Thru-Hardened Yellow Dichromate Plated Flat Washer

See Figure 02.02 on page 344 for more information.



Part #	Bolt Size	Out Dia Max	Out Dia Min	Inside Dia Max	Inside Dia Min	Qty	Part #	Bolt Size	Out Dia Max	Out Dia Min	Inside Dia Max	Inside Dia Min	Qty
FW8-1/4	1/4	.640	.620	.296	.276	100	FW8-7/8	7/8	1.780	1.743	0.968	.931	10
FW8-5/16	5/16	.703	.681	.359	.339	100	FW8-1	1	2.030	1.993	1.092	1.055	10
FW8-3/8	3/8	.827	.805	.419	.401	100	FW8-1-1/8	1-1/8	2.280	2.243	1.280	1.243	5
FW8-7/16	7/16	.937	.915	.484	.464	50	FW8-1-1/4	1-1/4	2.530	2.493	1.405	1.368	5
FW8-1/2	1/2	1.092	1.055	.546	.526	50	FW8-1-1/2	1-1/2	3.030	2.993	1.655	1.618	5
FW8-9/16	9/16	1.186	1.149	.609	.589	50	FW8-1-3/4	1-3/4	3.405	3.368	1.905	1.868	1
FW8-5/8	5/8	1.342	1.305	.686	.649	25	FW8-2	2	3.780	3.748	2.155	2.118	1
FW8-3/4	3/4	1.499	1.462	.842	.805	25							

## USS Extra Thick Thru-Hardened Yellow Dichromate Plated Flat Washer



Part #	Bolt Size	Outside Dia Max	Outside Dia Min	Inside Dia Max	Inside Dia Min	Thick Max	Thick Min	Qty
FWW1/4ET	1/4	.749	.727	.327	.307	.080	.064	100
FWW5/16ET	5/16	.905	.868	.390	.370	.093	.079	100
FWW3/8ET	3/8	1.030	.993	.453	.433	.093	.079	100
FWW7/16ET	7/16	1.280	1.243	.515	.495	.106	.090	50
FWW1/2ET	1/2	1.405	1.368	.577	.557	.146	.122	50
FWW9/16ET	9/16	1.499	1.462	.640	.620	.146	.122	25
FWW5/8ET	5/8	1.780	1.743	.718	.681	.160	.136	25
FWW3/4ET	3/4	2.030	1.993	.842	.805	.160	.136	25
FWW7/8ET	7/8	2.280	2.243	.968	.931	.160	.136	5
FWW1ET	1	2.530	2.493	1.092	1.055	.160	.136	5
FWW1-1/8ET	1-1/8	2.710	2.650	1.250	1.200	.315	.300	5
FWW1-1/4ET	1-1/4	2.960	2.900	1.375	1.300	.315	.300	1
FWW1-1/2ET	1-1/2	3.687	3.610	1.625	1.600	.315	.300	1



## SAE Extra Thick Thru-Hardened Yellow Dichromate Plated Flat Washer



Part #	Bolt Size	Outside Dia Max	Outside Dia Min	Inside Dia Max	Inside Dia Min	Thick Max	Thick Min	Qty
FW1/4ET	1/4	.640	.620	.296	.276	.080	.064	100
FW5/16ET	5/16	.703	.681	.359	.339	.093	.079	100
FW3/8ET	3/8	.827	.805	.419	.401	.093	.079	100
FW7/16ET	7/16	.937	.915	.484	.464	.106	.090	50
FW1/2ET	1/2	1.092	1.055	.546	.526	.146	.122	50
FW9/16ET	9/16	1.186	1.149	.609	.589	.146	.122	50
FW5/8ET	5/8	1.342	1.305	.686	.649	.160	.136	25
FW3/4ET	3/4	1.499	1.462	.842	.805	.160	.136	25
FW7/8ET	7/8	1.780	1.743	.968	.931	.160	.136	10
FW1ET	1	2.030	1.993	1.092	1.055	.160	.136	10



## F436 Medium Carbon Hardened Structural Flat Washer

Yellow dichromate plated or plain finish. See Figure 02.02 on page 344 for more information.



Part #	Bolt Size	Outside Dia	Inside Dia	Thick Max	Thick Min	Qty	Part #	Bolt Size	Outside Dia	Inside Dia	Thick Max	Thick Min	Qty
FW1/4F436	1/4	5/8	9/32	.051	.080	100	FW1F436	1	2	1-1/8	.177	.136	10
FW5/16F436	5/16	11/16	11/32	.051	.080	100	FW1-1/8F436	1-1/8	2-1/4	1-1/2	.177	.136	5
FW3/8F436	3/8	13/16	13/32	.051	.080	100	FW1-1/4F436	1-1/4	2-1/2	1-3/8	.177	.136	5
FW7/16F436	7/16	59/64	15/32	.051	.080	50	FW1-3/8F436	1-3/8	2-3/4	1-1/2	.177	.136	5
FW1/2F436	1/2	1-1/16	17/32	.177	.097	50	FW1-1/2F436	1-1/2	3	1-5/8	.177	.136	5
FW5/8F436	5/8	1-5/16	11/16	.177	.122	25	FW1-5/8F436	1-5/8	3-1/4	1-3/4	.280	.177	5
FW3/4F436	3/4	1-5/32	13/16	.177	.122	20	FW1-3/4F436	1-3/4	3-3/8	1-7/8	.280	.177	5
FW7/8F436	7/8	1-3/4	15/16	.177	.122	10	FW1-7/8F436	1-7/8	3-1/2	2	.280	.177	5



## Fender Washers

Yellow dichromate plated. More surface area than USS/SAE flat washers. See Figure 02.03 on page 344 for more information.



Part #	Bolt Size	Outside Dia	Inside Dia	Thick Max	Thick Min	Qty	Part #	Bolt Size	Outside Dia	Inside Dia	Thick Max	Thick Min	Qty
FEN31634	3/16	3/4	7/32	.080	.051	100	FEN5162	5/16	2	11/32	.080	.051	50
FEN3161	3/16	1	7/32	.080	.051	100	FEN38114	3/8	1-1/4	13/32	.080	.051	50
FEN316114	3/16	1-1/4	7/32	.080	.051	50	FEN38112	3/8	1-1/2	13/32	.080	.051	50
FEN141	1/4	1	9/32	.080	.051	50	FEN38134	3/8	1-3/4	13/32	.080	.051	50
FEN14112	1/4	1-1/2	9/32	.080	.051	50	FEN382	3/8	2	13/32	.080	.051	50
FEN14114	1/4	1-1/4	9/32	.080	.051	25	FEN12114	1/2	1-1/4	17/32	.080	.051	25
FEN5161	5/16	1	11/32	.080	.051	50	FEN12112	1/2	1-1/2	17/32	.080	.051	25
FEN516114	5/16	1-1/4	11/32	.080	.051	50	FEN12134	1/2	1-3/4	17/32	.080	.051	25
FEN516112	5/16	1-1/2	11/32	.080	.051	50	FEN122	1/2	2	17/32	.080	.051	25



## Extra Thick Zinc Plated Fender Washers



Part #	Bolt Size	WAF	Max Height	Max Flange Dia	Qty	Part #	Bolt Size	WAF	Max Height	Max Flange Dia	Qty
FEN3161ET	3/16	1	7/32	1/8	50	FEN38114ET	3/8	1-1/4	13/32	1/8	25
FEN141ET	1/4	1	9/32	1/8	50	FEN38112ET	3/8	1-1/2	13/32	1/8	25
FEN14114ET	1/4	1-1/4	9/32	1/8	25	FEN382ET	3/8	2	13/32	1/8	25
FEN14112ET	1/4	1-1/2	9/32	1/8	25	FEN12114ET	1/2	1-1/4	17/32	1/8	25
FEN5161ET	5/16	1	11/32	1/8	25	FEN12112ET	1/2	1-1/2	17/32	1/8	25
FEN516114ET	5/16	1-1/4	11/32	1/8	25	FEN122ET	1/2	2	17/32	1/8	25
FEN5162ET	5/16	2	11/32	1/8	25						

## Low Carbon Steel Zinc Plated Split Lock Washer

See Figure 02.05 on page 344 for more information.



Part #	Size	Out Dia	Inside Dia Max	Inside Dia Min	Thick	Qty	Part #	Size	Out Dia	Inside Dia Max	Inside Dia Min	Thick	Qty
LW1/4	1/4	.487	.260	.225	.062	100	LW7/8	7/8	1.459	.894	.878	.219	10
LW5/16	5/16	.583	.322	.314	.078	100	LW1	1	1.656	1.024	1.006	.250	10
LW3/8	3/8	.680	.385	.377	.094	100	LW1-1/8	1-1/8	1.847	1.153	1.129	.281	5
LW7/16	7/16	.776	.450	.440	.109	50	LW1-1/4	1-1/4	2.036	1.280	1.254	.312	5
LW1/2	1/2	.869	.512	.502	.125	50	LW1-3/8	1-3/8	2.219	1.408	1.379	.344	5
LW9/16	9/16	.965	.574	.564	.141	50	LW1-1/2	1-1/2	2.419	1.534	1.504	.375	5
LW5/8	5/8	1.073	.641	.628	.156	25	LW1-3/4	1-3/4	2.679	1.789	1.758	.389	1
LW3/4	3/4	1.265	.766	.753	.188	25	LW2	2	2.936	2.309	2.008	.422	1

## Grade 8 High Carbon Steel Yellow Zinc Split Lock Washer

See Figure 02.05 on page 344 for more information.



Part #	Size	Out Dia	Inside Dia Max	Inside Dia Min	Thick	Qty	Part #	Size	Out Dia	Inside Dia Max	Inside Dia Min	Thick	Qty
LW8-1/4	1/4	.487	.260	.252	.062	100	LW8-7/8	7/8	1.459	.894	.878	.219	10
LW8-5/16	5/16	.583	.322	.314	.078	100	LW8-1	1	1.656	1.024	1.003	.250	10
LW8-3/8	3/8	.680	.385	.377	.094	100	LW8-1-1/8	1-1/8	1.847	1.153	1.129	.281	5
LW8-7/16	7/16	.776	.450	.440	.109	50	LW8-1-1/4	1-1/4	2.036	1.280	1.254	.312	5
LW8-1/2	1/2	.869	.512	.502	.125	50	LW8-1-3/8	1-3/8	2.219	1.408	1.379	.344	5
LW8-9/16	9/16	.965	.574	.564	.141	50	LW8-1-1/2	1-1/2	2.419	1.534	1.504	.375	5
LW8-5/8	5/8	1.073	.641	.628	.156	25	LW8-1-3/4	1-3/4	2.679	1.789	1.758	.389	1
LW8-3/4	3/4	1.265	.766	.753	.188	25	LW8-2	2	2.936	2.039	2.008	.422	1

## Carbon Steel Heavy Split Lock Washer

See Figure 02.05 on page 344 for more information.



Part #	Size	Out Dia	Inside Dia Max	Inside Dia Min	Thick	Qty	Part #	Size	Out Dia	Inside Dia Max	Inside Dia Min	Thick	Qty
LWH1/4	1/4	.489	.260	.252	.077	100	LWH5/8	5/8	1.087	.641	.628	.189	25
LWH5/16	5/16	.593	.322	.314	.097	100	LWH3/4	3/4	1.285	.766	.753	.226	10
LWH3/8	3/8	.688	.385	.377	.115	50	LWH7/8	7/8	1.489	.894	.878	.266	5
LWH7/16	7/16	.784	.450	.440	.133	50	LWH1	1	1.700	1.024	1.003	.306	5
LWH1/2	1/2	.879	.512	.502	.151	25	LWH1-1/4	1-1/4	2.104	1.280	1.254	.384	5
LWH9/16	9/16	.975	.574	.564	.170	25							

## Carbon Steel Hi-Collar Split Lock Washer

See Figure 02.06 on page 345 for more information.



Part #	Size	Out Dia	Inside Dia Max	Inside Dia Min	Thick	Qty	Part #	Size	Out Dia	Inside Dia Max	Inside Dia Min	Thick	Qty
LW1/4HC	1/4	.363	.260	.252	.078	100	LW3/4HC	3/4	1.105	.766	.753	.218	10
LW5/16HC	5/16	.457	.322	.314	.093	100	LW7/8HC	7/8	1.291	.894	.878	.234	10
LW3/8HC	3/8	.550	.385	.377	.125	100	LW1HC	1	1.478	1.024	1.003	.250	5
LW7/16HC	7/16	.644	.450	.440	.140	50	LW1-1/8HC	1-1/8	1.663	1.153	1.129	.313	5
LW1/2HC	1/2	.733	.512	.502	.172	50	LW1-1/4HC	1-1/4	1.790	1.280	1.254	.313	5
LW9/16HC	9/16	.819	.574	.564	.187	50	LW1-1/2HC	1-1/2	2.159	1.534	1.504	.375	1
LW5/8HC	5/8	.917	.641	.628	.203	10							

## Zinc Plated External Tooth Lock Washer

See Figure 02.09 on page 345 for more information.



Part #	Out Dia Max	Out Dia Min	In Dia Max	In Dia Min	Thick Max	Thick Min	Qty	Part #	Out Dia Max	Out Dia Min	In Dia Max	In Dia Min	Thick Max	Thick Min	Qty
ELW10	.204	.195	.410	.395	.024	.018	100	ELW1/2	.985	.960	.596	.576	.045	.037	25
ELW12	.231	.221	.475	.460	.027	.020	100	ELW9/16	1.070	1.045	.663	.641	.050	.042	25
ELW1/4	.510	.494	.267	.256	.028	.023	100	ELW5/8	1.260	1.220	.795	.768	.055	.047	25
ELW5/16	.610	.588	.332	.320	.034	.028	100	ELW3/4	1.410	1.380	.927	.897	.060	.052	25
ELW3/8	.694	.670	.398	.384	.040	.032	50	ELW7/8	1.620	1.590	1.060	1.025	.067	.059	25
ELW7/16	.760	.740	.464	.448	.040	.032	50	ELW1							
ELW1/2	.900	.880	.530	.513	.045	.037									

## Zinc Plated Internal Tooth Lock Washer

See Figure 02.10 on page 345 for more information.



Part #	Out Dia Max	Out Dia Min	In Dia Max	In Dia Min	Thick Max	Thick Min	Qty	Part #	Out Dia Max	Out Dia Min	In Dia Max	In Dia Min	Thick Max	Thick Min	Qty
ILW4	.123	.115	.270	.245	.018	.012	100	ILW7/16	.398	.384	.692	.670	.040	.032	100
ILW6	.136	.129	.280	.255	.020	.014	100	ILW1/2	.464	.448	.789	.740	.040	.032	50
ILW8	.150	.141	.295	.275	.022	.016	100	ILW5/8	.530	.512	.900	.867	.045	.037	25
ILW10	.176	.168	.340	.325	.023	.018	100	ILW9/16	.596	.576	.985	.957	.045	.037	50
ILW12	.204	.195	.381	.365	.024	.018	100	ILW5/8	.663	.640	1.071	1.045	.050	.042	25
ILW1/4	.231	.221	.410	.394	.027	.020	100	ILW3/4	.795	.769	1.245	1.220	.055	.047	25
ILW5/16	.267	.256	.478	.460	.028	.023	100	ILW7/8	.927	.894	1.410	1.364	.060	.052	25
ILW3/8	.332	.320	.610	.594	.034	.028	100	ILW1	1.060	1.019	1.637	1.590	.067	.059	25

## Zinc Plated External-Internal Tooth Lock Washer

See Figure 02.11 on page 346 for more information.



Part #	Out Dia Max	Out Dia Min	In Dia Max	In Dia Min	Thick Max	Thick Min	Qty	Part #	Out Dia Max	Out Dia Min	In Dia Max	In Dia Min	Thick Max	Thick Min	Qty
ELW10ILW	.610	.580	.204	.195	.034	.028	100	ELW7/16ILW	1.070	1.045	.464	.448	.050	.042	50
ELW1/4ILW	.760	.725	.267	.256	.040	.032	100	ELW1/2ILW	1.260	1.220	.530	.512	.055	.047	50
ELW5/16ILW	.900	.865	.332	.320	.040	.032	100	ELW5/8ILW	1.410	1.380	.663	.640	.060	.052	25
ELW3/8ILW	.985	.965	.398	.384	.045	.037	100								

## Grade 5 USS Coarse Thread Medium Carbon Zinc Plated Heat Treated Steel Hex Head Cap Screws

See Figures 03.01 and 03.02 on page 346 for more information.



Part #	Diameter	Length	Qty	Part #	Diameter	Length	Qty
HC5142012	1/4-20	1/2	100	HC5516183	5/16-18	3	50
HC5142058	1/4-20	5/8	100	HC551618314	5/16-18	3-1/4	25
HC5142034	1/4-20	3/4	100	HC551618312	5/16-18	3-1/2	25
HC5142078	1/4-20	7/8	100	HC551618334	5/16-18	3-3/4	25
HC514201	1/4-20	1	100	HC5516184	5/16-18	4	25
HC51420114	1/4-20	1-1/4	100	HC551618412	5/16-18	4-1/2	25
HC51420112	1/4-20	1-1/2	100	HC5516185	5/16-18	5	25
HC51420134	1/4-20	1-3/4	100	HC551618512	5/16-18	5-1/2	25
HC514202	1/4-20	2	100	HC5516186	5/16-18	6	25
HC51420214	1/4-20	2-1/4	100	HC551618612	5/16-18	6-1/2	25
HC51420212	1/4-20	2-1/2	100	HC5516187	5/16-18	7	5
HC51420234	1/4-20	2-3/4	100				
HC514203	1/4-20	3	100	HC5381612	3/8-16	1/2	100
HC51420314	1/4-20	3-1/4	50	HC5381658	3/8-16	5/8	100
HC51420312	1/4-20	3-1/2	50	HC5381634	3/8-16	3/4	100
HC51420334	1/4-20	3-3/4	50	HC5381678	3/8-16	7/8	100
HC514204	1/4-20	4	50	HC538161	3/8-16	1	100
HC51420412	1/4-20	4-1/2	50	HC53816114	3/8-16	1-1/4	100
HC514205	1/4-20	5	25	HC53816112	3/8-16	1-1/2	100
HC51420512	1/4-20	5-1/2	25	HC53816134	3/8-16	1-3/4	100
HC514206	1/4-2	6	25	HC538162	3/8-16	2	100
				HC53816214	3/8-16	2-1/4	50
HC55161812	5/16-18	1/2	100	HC53816212	3/8-16	2-1/2	50
HC55161858	5/16-18	5/8	100	HC53816234	3/8-16	2-3/4	50
HC55161834	5/16-18	3/4	100	HC538163	3/8-16	3	50
HC55161878	5/16-18	7/8	100	HC53816314	3/8-16	3-1/4	25
HC5516181	5/16-18	1	100	HC53816312	3/8-16	3-1/2	25
HC551618114	5/16-18	1-1/4	100	HC53816334	3/8-16	3-3/4	25
HC551618112	5/16-18	1-1/2	100	HC538164	3/8-16	4	25
HC551618134	5/16-18	1-3/4	100	HC53816414	3/8-16	4-1/4	25
HC5516182	5/16-18	2	100	HC53816412	3/8-16	4-1/2	25
HC551618214	5/16-18	2-1/4	100	HC53816434	3/8-16	4-3/4	25
HC551618212	5/16-18	2-1/2	100	HC538165	3/8-16	5	25
HC551618234	5/16-18	2-3/4	50	HC53816512	3/8-16	5-1/2	25

## Grade 5 USS Coarse Thread Medium Carbon Zinc Plated Heat Treated Steel Hex Head Cap Screws *continued*



Part #	Diameter	Length	Qty	Part #	Diameter	Length	Qty
HC5381666	3/8-16	6	25	HC5916126	9/16-12	6	10
HC53816612	3/8-16	6-1/2	25	HC591612612	9/16-12	6-1/2	10
HC5381667	3/8-16	7	5	HC5916127	9/16-12	7	5
HC57161434	7/16-14	3/4	100	HC591612712	9/16-12	7-1/2	5
HC5716141	7/16-14	1	100	HC5916128	9/16-12	8	5
HC571614114	7/16-14	1-1/4	50	HC558111	5/8-11	1	25
HC571614112	7/16-14	1-1/2	50	HC55811114	5/8-11	1-1/4	25
HC571614134	7/16-14	1-3/4	50	HC55811112	5/8-11	1-1/2	25
HC5716142	7/16-14	2	50	HC55811134	5/8-11	1-3/4	25
HC571614214	7/16-14	2-1/4	50	HC558112	5/8-11	2	25
HC571614212	7/16-14	2-1/2	50	HC55811214	5/8-11	2-1/4	25
HC571614234	7/16-14	2-3/4	25	HC55811212	5/8-11	2-1/2	25
HC5716143	7/16-14	3	25	HC55811234	5/8-11	2-3/4	25
HC571614314	7/16-14	3-1/4	25	HC558113	5/8-11	3	25
HC571614312	7/16-14	3-1/2	25	HC55811314	5/8-11	3-1/4	10
HC571614334	7/16-14	3-3/4	25	HC55811312	5/8-11	3-1/2	10
HC5716144	7/16-14	4	25	HC55811334	5/8-11	3-3/4	10
HC571614414	7/16-14	4-1/4	25	HC558114	5/8-11	4	10
HC571614412	7/16-14	4-1/2	25	HC55811414	5/8-11	4-1/4	10
HC5716145	7/16-14	5	25	HC55811412	5/8-11	4-1/2	10
HC571614512	7/16-14	5-1/2	25	HC55811434	5/8-11	4-3/4	10
HC571614534	7/16-14	5-3/4	25	HC558116	5/8-11	6	10
HC5716146	7/16-14	6	5	HC55811612	5/8-11	6-1/2	10
HC571614612	7/16-14	6-1/2	5	HC558117	5/8-11	7	5
HC571614634	7/16-14	6-3/4	5	HC55811712	5/8-11	7-1/2	5
HC5121334	1/2-13	3/4	50	HC558118	5/8-11	8	5
HC5121378	1/2-13	7/8	50	HC55811812	5/8-11	8-1/2	1
HC512131	1/2-13	1	50	HC558119	5/8-11	9	1
HC51213114	1/2-13	1-1/4	50	HC55811912	5/8-11	9-1/2	1
HC51213112	1/2-13	1-1/2	50	HC5581110	5/8-11	10	1
HC51213134	1/2-13	1-3/4	25	HC5581111	5/8-11	11	1
HC512132	1/2-13	2	25	HC5581112	5/8-11	12	1
HC51213214	1/2-13	2-1/4	25	HC5581114	5/8-11	14	1
HC51213212	1/2-13	2-1/2	25	HC5581115	5/8-11	15	1
HC51213234	1/2-13	2-3/4	25	HC5581116	5/8-11	16	1
HC512133	1/2-13	3	25	HC534101	3/4-10	1	20
HC51213314	1/2-13	3-1/4	25	HC53410114	3/4-10	1-1/4	20
HC51213312	1/2-13	3-1/2	25	HC53410112	3/4-10	1-1/2	20
HC51213334	1/2-13	3-3/4	25	HC53410134	3/4-10	1-3/4	20
HC512134	1/2-13	4	25	HC534102	3/4-10	2	10
HC51213414	1/2-13	4-1/4	25	HC53410214	3/4-10	2-1/4	10
HC51213412	1/2-13	4-1/2	25	HC53410212	3/4-10	2-1/2	10
HC51213434	1/2-13	4-3/4	25	HC53410234	3/4-10	2-3/4	10
HC512135	1/2-13	5	25	HC534103	3/4-10	3	10
HC51213514	1/2-13	5-1/4	25	HC53410314	3/4-10	3-1/4	10
HC51213512	1/2-13	5-1/2	25	HC53410312	3/4-10	3-1/2	10
HC512136	1/2-13	6	25	HC53410334	3/4-10	3-3/4	10
HC51213612	1/2-13	6-1/2	25	HC534104	3/4-10	4	10
HC512137	1/2-13	7	5	HC53410414	3/4-10	4-1/4	10
HC51213712	1/2-13	7-1/2	5	HC53410412	3/4-10	4-1/2	10
HC512138	1/2-13	8	5	HC53410434	3/4-10	4-3/4	10
HC51213812	1/2-13	8-1/2	1	HC534105	3/4-10	5	10
HC512139	1/2-13	9	1	HC53410512	3/4-10	5-1/2	10
HC51213912	1/2-13	9-1/2	1	HC534106	3/4-10	6	10
HC5121310	1/2-13	10	1	HC53410612	3/4-10	6-1/2	5
HC5121312	1/2-13	12	1	HC534107	3/4-10	7	5
HC5121313	1/2-13	13	1	HC53410712	3/4-10	7-1/2	5
HC5916121	9/16-12	1	25	HC534108	3/4-10	8	1
HC591612114	9/16-12	1-1/4	25	HC53410812	3/4-10	8-1/2	1
HC591612112	9/16-12	1-1/2	25	HC534109	3/4-10	9	1
HC591612134	9/16-12	1-3/4	25	HC53410912	3/4-10	9-1/2	1
HC5916122	9/16-12	2	25	HC5341010	3/4-10	10	1
HC591612214	9/16-12	2-1/4	25	HC5341011	3/4-10	11	1
HC591612212	9/16-12	2-1/2	25	HC5341012	3/4-10	12	1
HC591612234	9/16-12	2-3/4	25	HC5341013	3/4-10	13	1
HC5916123	9/16-12	3	25	HC5789112	7/8-9	1-1/2	10
HC591612312	9/16-12	3-1/2	25	HC5789134	7/8-9	1-3/4	10
HC591612334	9/16-12	3-3/4	25	HC57892	7/8-9	2	10
HC5916124	9/16-12	4	10	HC5789214	7/8-9	2-1/4	10
HC591612412	9/16-12	4-1/2	10	HC5789212	7/8-9	2-1/2	10
HC5916125	9/16-12	5	10	HC5789234	7/8-9	2-3/4	10
HC591612514	9/16-12	5-1/4	10	HC57893	7/8-9	3	5
HC591512512	9/16-12	5-1/2	10	HC5789314	7/8-9	3-1/4	5

Grade 5 USS Coarse Thread Medium Carbon Zinc Plated Heat Treated Steel Hex Head Cap Screws *continued...*

Part #	Diameter	Length	Qty	Part #	Diameter	Length	Qty
HC5789312	7/8-9	3-1/2	5	HC518212	1-8	2-1/2	10
HC5789334	7/8-9	3-3/4	5	HC518234	1-8	2-3/4	10
HC57894	7/8-9	4	5	HC5183	1-8	3	5
HC5789412	7/8-9	4-1/2	5	HC518314	1-8	3-1/4	5
HC57895	7/8-9	5	5	HC518312	1-8	3-1/2	5
HC5789512	7/8-9	5-1/2	5	HC518334	1-8	3-3/4	5
HC578896	7/8-9	6	5	HC5184	1-8	4	5
HC5789612	7/8-9	6-1/2	1	HC518412	1-8	4-1/2	5
HC57897	7/8-9	7	1	HC5185	1-8	5	5
HC5789712	7/8-9	7-1/2	1	HC518512	1-8	5-1/2	5
HC57898	7/8-9	8	1	HC5186	1-8	6	5
HC5789812	7/8-9	8-1/2	1	HC518612	1-8	6-1/2	1
HC57899	7/8-9	9	1	HC5187	1-8	7	1
HC578910	7/8-9	10	1	HC518712	1-8	7-1/2	1
HC578911	7/8-9	11	1	HC5188	1-8	8	1
HC578913	7/8-9	13	1	HC518812	1-8	8-1/2	1
HC518112	1-8	1-1/2	10	HC5189	1-8	9	1
HC518134	1-8	1-3/4	10	HC51810	1-8	10	1
HC5182	1-8	2	10	HC51811	1-8	11	1
HC518214	1-8	2-1/4	10	HC51816	1-8	16	1

## Grade 5 SAE Fine Thread Medium Carbon Zinc Plated Heat Treated Steel Hex Head Cap Screw



See Figures 03.01 and 03.02 on page 346 for more information.

Part #	Diameter	Length	Qty	Part #	Diameter	Length	Qty
HC5142812	1/4-28	1/2	100	HC5382412	3/8-24	1/2	100
HC5142858	1/4-28	5/8	100	HC5382458	3/8-24	5/8	100
HC5142834	1/4-28	3/4	100	HC5382434	3/8-24	3/4	100
HC5142878	1/4-28	7/8	100	HC5382478	3/8-24	7/8	100
HC514281	1/4-28	1	100	HC538241	3/8-24	1	100
HC51428114	1/4-28	1-1/4	100	HC53824114	3/8-24	1-1/4	100
HC51428112	1/4-28	1-1/2	100	HC53824112	3/8-24	1-1/2	100
HC51428134	1/4-28	1-3/4	100	HC53824134	3/8-24	1-3/4	100
HC514282	1/4-28	2	100	HC538242	3/8-24	2	100
HC51428214	1/4-28	2-1/4	100	HC53824214	3/8-24	2-1/4	50
HC51428212	1/4-28	2-1/2	100	HC53824212	3/8-24	2-1/2	50
HC51428212	1/4-28	2-1/2	100	HC53824234	3/8-24	2-3/4	50
HC51428234	1/4-28	2-3/4	100	HC538243	3/8-24	3	50
HC514283	1/4-28	3	50	HC53824314	3/8-24	3-1/4	25
HC51428314	1/4-28	3-1/4	50	HC53824312	3/8-24	3-1/2	25
HC51428312	1/4-28	3-1/2	50	HC53824334	3/8-24	3-3/4	25
HC51428334	1/4-28	3-3/4	50	HC538244	3/8-24	4	25
HC514284	1/4-28	4	50	HC53824414	3/8-24	4-1/4	25
HC51428412	1/4-28	4-1/2	50	HC53824412	3/8-24	4-1/2	25
HC514285	1/4-28	5	25	HC53824434	3/8-24	4-3/4	25
HC51428512	1/4-28	5-1/2	25	HC538245	3/8-24	5	25
HC514286	1/4-28	6	25	HC53824512	3/8-24	5-1/2	25
HC55162412	5/16-24	1/2	100	HC538246	3/8-24	6	25
HC55162458	5/16-24	5/8	100	HC53824612	3/8-24	6-1/2	25
HC55162434	5/16-24	3/4	100	HC538247	3/8-24	7	5
HC55162478	5/16-24	7/8	100	HC57162034	7/16-20	3/4	100
HC5516241	5/16-24	1	100	HC5716201	7/16-20	1	100
HC551624114	5/16-24	1-1/4	100	HC571620114	7/16-20	1-1/4	50
HC551624112	5/16-24	1-1/2	100	HC571620112	7/16-20	1-1/2	50
HC551624134	5/16-24	1-3/4	100	HC571620134	7/16-20	1-3/4	50
HC5516242	5/16-24	2	100	HC5716202	7/16-20	2	50
HC551624214	5/16-24	2-1/4	100	HC571620214	7/16-20	2-1/4	50
HC551624212	5/16-24	2-1/2	100	HC571620212	7/16-20	2-1/2	50
HC551624234	5/16-24	2-3/4	50	HC571620234	7/16-20	2-3/4	25
HC5516243	5/16-24	3	50	HC571620234	7/16-20	2-3/4	25
HC551624314	5/16-24	3-1/4	25	HC5716203	7/16-20	3	25
HC551624312	5/16-24	3-1/2	25	HC571620314	7/16-20	3-1/4	25
HC551624334	5/16-24	3-3/4	25	HC571620312	7/16-20	3-1/2	25
HC5516244	5/16-24	4	25	HC571620334	7/16-20	3-3/4	25
HC551624412	5/16-24	4-1/2	25	HC5716204	7/16-20	4	25
HC5516245	5/16-24	5	25	HC571620414	7/16-20	4-1/4	25
HC551624512	5/16-24	5-1/2	25	HC571620412	7/16-20	4-1/2	25
HC5516246	5/16-24	6	25	HC5716205	7/16-20	5	25
HC551624612	5/16-24	6-1/2	25	HC571620512	7/16-20	5-1/2	25
HC5516247	5/16-24	7	5	HC571620534	7/16-20	5-3/4	25
HC5382412	3/8-24	1/2	100	HC5716206	7/16-20	6	5
HC5382458	3/8-24	5/8	100	HC571620612	7/16-20	6-1/2	5
				HC571620634	7/16-20	6-3/4	5



## Grade 5 SAE Fine Thread Medium Carbon Zinc Plated Heat Treated Steel Hex Head Cap Screw *continued*



Part #	Diameter	Length	Qty	Part #	Diameter	Length	Qty
HC5122034	1/2-20	3/4	50	HC558187	5/8-18	7	5
HC5122078	1/2-20	7/8	50	HC55818712	5/8-18	7-1/2	5
HC512201	1/2-20	1	50	HC558188	5/8-18	8	5
HC51220114	1/2-20	1-1/4	50	HC55818812	5/8-18	8-1/2	1
HC51220112	1/2-20	1-1/2	50	HC558189	5/8-18	9	1
HC51220134	1/2-20	1-3/4	25	HC55818912	5/8-18	9-1/2	1
HC512202	1/2-20	2	25	HC5581810	5/8-18	10	1
HC51220214	1/2-20	2-1/4	25	HC5581811	5/8-18	11	1
HC51220212	1/2-20	2-1/2	25	HC5581812	5/8-18	12	1
HC51220234	1/2-20	2-3/4	25	HC5581814	5/8-18	14	1
HC512203	1/2-20	3	25	HC5581815	5/8-18	15	1
HC51220314	1/2-20	3-1/4	25	HC5581816	5/8-18	16	1
HC51220312	1/2-20	3-1/2	25				
HC51220334	1/2-20	3-3/4	25	HC534161	3/4-16	1	20
HC512204	1/2-20	4	25	HC53416114	3/4-16	1-1/4	20
HC51220414	1/2-20	4-1/4	25	HC53416112	3/4-16	1-1/2	20
HC51220412	1/2-20	4-1/2	25	HC53416134	3/4-16	1-3/4	20
HC51220434	1/2-20	4-3/4	25	HC534162	3/4-16	2	10
HC512205	1/2-20	5	25	HC53416214	3/4-16	2-1/4	10
HC51220514	1/2-20	5-1/4	25	HC53416212	3/4-16	2-1/2	10
HC51220512	1/2-20	5-1/2	25	HC53416234	3/4-16	2-3/4	10
HC512206	1/2-20	6	25	HC534163	3/4-16	3	10
HC51220612	1/2-20	6-1/2	25	HC53416314	3/4-16	3-1/4	10
HC512207	1/2-20	7	25	HC53416312	3/4-16	3-1/2	10
HC51220712	1/2-20	7-1/2	5	HC53416334	3/4-16	3-3/4	10
HC512208	1/2-20	8	5	HC534164	3/4-16	4	10
HC51220812	1/2-20	8-1/2	1	HC53416414	3/4-16	4-1/4	10
HC512209	1/2-20	9	1	HC53416412	3/4-16	4-1/2	10
HC51220912	1/2-20	9-1/2	1	HC53416434	3/4-16	4-3/4	10
HC5122010	1/2-20	10	1	HC534165	3/4-16	5	10
HC5122012	1/2-20	12	1	HC53416512	3/4-16	5-1/2	10
HC5122013	1/2-20	13	1	HC534166	3/4-16	6	5
				HC53416612	3/4-16	6-1/2	5
HC5916181	9/16-18	1	25	HC534167	3/4-16	7	5
HC591618114	9/16-18	1-1/4	25	HC53416712	3/4-16	7-1/2	5
HC591618112	9/16-18	1-1/2	25	HC534168	3/4-16	8	1
HC591618134	9/16-18	1-3/4	25	HC53416812	3/4-16	8-1/2	1
HC5916182	9/16-18	2	25	HC534169	3/4-16	9	1
HC591618214	9/16-18	2-1/4	25	HC53416912	3/4-16	9-1/2	1
HC591618212	9/16-18	2-1/2	25	HC5341610	3/4-16	10	1
HC591618234	9/16-18	2-3/4	25	HC5341611	3/4-16	11	1
HC5916183	9/16-18	3	25	HC5341612	3/4-16	12	1
HC591618312	9/16-18	3-1/2	25	HC5341613	3/4-16	13	1
HC591618334	9/16-18	3-3/4	10				
HC5916184	9/16-18	4	10	HC57814112	7/8-14	1-1/2	10
HC591618412	9/16-18	4-1/2	10	HC57814134	7/8-14	1-3/4	10
HC5916185	9/16-18	5	10	HC578142	7/8-14	2	10
HC591618512	9/16-18	5-1/2	10	HC57814214	7/8-14	2-1/4	10
HC5916186	9/16-18	6	10	HC57814212	7/8-14	2-1/2	10
HC591618612	9/16-18	6-1/2	10	HC57814234	7/8-14	2-3/4	10
HC5916187	9/16-18	7	5	HC578143	7/8-14	3	5
HC591618712	9/16-18	7-1/2	5	HC57814314	7/8-14	3-1/4	5
HC5916188	9/16-18	8	5	HC57814312	7/8-14	3-1/2	5
				HC57814334	7/8-14	3-3/4	5
HC558181	5/8-18	1	25	HC578144	7/8-14	4	5
HC55818114	5/8-18	1-1/4	25	HC57814412	7/8-14	4-1/2	5
HC55818112	5/8-18	1-1/2	25	HC578145	7/8-14	5	5
HC55818134	5/8-18	1-3/4	25	HC57814512	7/8-14	5-1/2	5
HC558182	5/8-18	2	25	HC578146	7/8-14	6	5
HC55818214	5/8-18	2-1/4	25	HC57814612	7/8-14	6-1/2	1
HC55818212	5/8-18	2-1/2	25	HC578147	7/8-14	7	1
HC55818234	5/8-18	2-3/4	25	HC57814712	7/8-14	7-1/2	1
HC558183	5/8-18	3	20	HC578148	7/8-14	8	1
HC55818314	5/8-18	3-1/4	10	HC57814812	7/8-14	8-1/2	1
HC55818312	5/8-18	3-1/2	10	HC578149	7/8-14	9	1
HC55818334	5/8-18	3-3/4	10	HC5781410	7/8-14	10	1
HC558184	5/8-18	4	10	HC5781411	7/8-14	11	1
HC55818414	5/8-18	4-1/4	10	HC5781413	7/8-14	13	1
HC55818412	5/8-18	4-1/2	10				
HC55818434	5/8-18	4-3/4	10	HC5114112	1-14	1-1/2	10
HC558185	5/8-18	5	10	HC5114134	1-14	1-3/4	10
HC55818514	5/8-18	5-1/4	10	HC51142	1-14	2	10
HC55818512	5/8-18	5-1/2	10	HC5114214	1-14	2-1/4	10
HC55818534	5/8-18	5-3/4	10	HC5114212	1-14	2-1/2	10
HC558186	5/8-18	6	10	HC5114234	1-14	2-3/4	10
HC55818612	5/8-18	6-1/2	10	HC51143	1-14	3	5

Grade 5 SAE Fine Thread Medium Carbon Zinc Plated Heat Treated Steel Hex Head Cap Screw *continued...*

Part #	Diameter	Length	Qty	Part #	Diameter	Length	Qty
HC5114314	1-14	3-1/4	5	HC51147	1-14	7	1
HC5114312	1-14	3-1/2	5	HC5114712	1-14	7-1/2	1
HC5114334	1-14	3-3/4	5	HC51148	1-14	8	1
HC51144	1-14	4	5	HC5114812	1-14	8-1/2	1
HC5114412	1-14	4-1/2	5	HC51149	1-14	9	1
HC51145	1-14	5	5	HC5114912	1-14	9-1/2	1
HC5114512	1-14	5-1/2	5	HC511410	1-14	10	1
HC51146	1-14	6	5	HC511411	1-14	11	1
HC5114612	1-14	6-1/2	1	HC511416	1-14	16	1

## Grade 8 USS Coarse Thread Medium Carbon Thru-Hardened Yellow Dichromate Plated Hex Head Cap Screws

See Figures 03.01 and 03.02 page 346 for more information.



Part #	Diameter	Length	Qty	Part #	Diameter	Length	Qty
HC8142012	1/4-20	1/2	100	HC83816214	3/8-16	2-1/4	50
HC8142058	1/4-20	5/8	100	HC83816212	3/8-16	2-1/2	50
HC8142034	1/4-20	3/4	100	HC83816234	3/8-16	2-3/4	50
HC8142078	1/4-20	7/8	100	HC838163	3/8-16	3	50
HC814201	1/4-20	1	100	HC83816314	3/8-16	3-1/4	25
HC81420114	1/4-20	1-1/4	100	HC83816312	3/8-16	3-1/2	25
HC81420112	1/4-20	1-1/2	100	HC83816334	3/8-16	3-3/4	25
HC81420134	1/4-20	1-3/4	100	HC838164	3/8-16	4	25
HC814202	1/4-20	2	100	HC83816414	3/8-16	4-1/4	25
HC81420214	1/4-20	2-1/4	100	HC83816412	3/8-16	4-1/2	25
HC81420212	1/4-20	2-1/2	100	HC83816434	3/8-16	4-3/4	25
HC81420234	1/4-20	2-3/4	100	HC838165	3/8-16	5	25
HC814203	1/4-20	3	50	HC83816512	3/8-16	5-1/2	25
HC81420314	1/4-20	3-1/4	50	HC838166	3/8-16	6	25
HC81420312	1/4-20	3-1/2	50	HC83816612	3/8-16	6-1/2	25
HC81420334	1/4-20	3-3/4	50	HC838167	3/8-16	7	5
HC814204	1/4-20	4	50	HC87161434	7/16-14	3/4	100
HC81420412	1/4-20	4-1/2	50	HC8716141	7/16-14	1	100
HC814205	1/4-20	5	25	HC871614114	7/16-14	1-1/4	50
HC81420512	1/4-20	5-1/2	25	HC871614112	7/16-14	1-1/2	50
HC814206	1/4-20	6	25	HC871614134	7/16-14	1-3/4	50
HC85161812	5/16-18	1/2	100	HC8716142	7/16-14	2	50
HC85161858	5/16-18	5/8	100	HC871614214	7/16-14	2-1/4	50
HC85161834	5/16-18	3/4	100	HC871614212	7/16-14	2-1/2	50
HC85161878	5/16-18	7/8	100	HC871614234	7/16-14	2-3/4	25
HC8516181	5/16-18	1	100	HC8716143	7/16-14	3	25
HC851618114	5/16-18	1-1/4	100	HC871614314	7/16-14	3-1/4	25
HC851618112	5/16-18	1-1/2	10	HC871614312	7/16-14	3-1/2	25
HC851618134	5/16-18	1-3/4	100	HC871614334	7/16-14	3-3/4	25
HC8516182	5/16-18	2	100	HC8716144	7/16-14	4	25
HC851618214	5/16-18	2-1/4	100	HC871614414	7/16-14	4-1/4	25
HC851618212	5/16-18	2-1/2	100	HC871614412	7/16-14	4-1/2	25
HC851618234	5/16-18	2-3/4	50	HC8716145	7/16-14	5	25
HC8516183	5/16-18	3	50	HC871614512	7/16-14	5-1/2	25
HC851618314	5/16-18	3-1/4	25	HC871614534	7/16-14	5-3/4	25
HC851618312	5/16-18	3-1/2	25	HC8716146	7/16-14	6	5
HC851618334	5/16-18	3-3/4	25	HC871614612	7/16-14	6-1/2	5
HC8516184	5/16-18	4	25	HC871614634	7/16-14	6-3/4	5
HC851618412	5/16-18	4-1/2	25	HC8121334	1/2-13	3/4	50
HC8516185	5/16-18	5	25	HC812131	1/2-13	1	50
HC851618512	5/16-18	5-1/2	25	HC81213114	1/2-13	1-1/4	50
HC8516186	5/16-18	6	25	HC81213112	1/2-13	1-1/2	50
HC851618612	5/16-18	6-1/2	25	HC81213134	1/2-13	1-3/4	25
HC8516187	5/16-18	7	50	HC812132	1/2-13	2	25
HC8381612	3/8-16	1/2	100	HC81213214	1/2-13	2-1/4	25
HC8381658	3/8-16	5/8	100	HC81213212	1/2-13	2-1/2	25
HC8381634	3/8-16	3/4	100	HC81213234	1/2-13	2-3/4	25
HC8381678	3/8-16	7/8	100	HC812133	1/2-13	3	25
HC838161	3/8-16	1	100	HC81213314	1/2-13	3-1/4	25
HC83816114	3/8-16	1-1/4	100	HC81213312	1/2-13	3-1/2	25
HC83816112	3/8-16	1-1/2	100	HC81213334	1/2-13	3-3/4	25
HC83816134	3/8-16	1-3/4	100	HC812134	1/2-13	4	25
HC838162	3/8-16	2	100	HC81213414	1/2-13	4-1/4	25



Grade 8 USS Coarse Thread Medium Carbon Thru-Hardened Yellow Dichromate Plated Hex Head Cap Screws *continued*

Part #	Diameter	Length	Qty	Part #	Diameter	Length	Qty
HC81213412	1/2-13	4-1/2	25	HC834102	3/4-10	2	10
HC81213434	1/2-13	4-3/4	25	HC83410214	3/4-10	2-1/4	10
HC812135	1/2-13	5	25	HC83410212	3/4-10	2-1/2	10
HC81213514	1/2-13	5-1/4	25	HC83410234	3/4-10	2-3/4	10
HC81213512	1/2-13	5-1/2	25	HC834103	3/4-10	3	10
HC812136	1/2-13	6	25	HC83410314	3/4-10	3-1/4	10
HC81213612	1/2-13	6-1/2	25	HC83410312	3/4-10	3-1/2	10
HC812137	1/2-13	7	5	HC83410334	3/4-10	3-3/4	10
HC81213712	1/2-13	7-1/2	5	HC834104	3/4-10	4	10
HC812138	1/2-13	8	5	HC83410414	3/4-10	4-1/4	10
HC81213812	1/2-13	8-1/2	1	HC83410412	3/4-10	4-1/2	10
HC812139	1/2-13	9	1	HC83410434	3/4-10	4-3/4	10
HC81213912	1/2-13	9-1/2	1	HC834105	3/4-10	5	10
HC8121310	1/2-13	10	1	HC83410512	3/4-10	5-1/2	10
HC8121312	1/2-13	12	1	HC834106	3/4-10	6	10
HC8121313	1/2-13	13	1	HC83410612	3/4-10	6-1/2	10
				HC834107	3/4-10	7	5
HC8916121	9/16-12	1	25	HC83410712	3/4-10	7-1/2	5
HC891612114	9/16-12	1-1/4	25	HC834108	3/4-10	8	5
HC891612112	9/16-12	1-1/2	25	HC83410812	3/4-10	8-1/2	1
HC891612134	9/16-12	1-3/4	25	HC834109	3/4-10	9	1
HC8916122	9/16-12	2	25	HC83410912	3/4-10	9-1/2	1
HC891612214	9/16-12	2-1/4	25	HC8341010	3/4-10	10	1
HC891612212	9/16-12	2-1/2	25	HC8341011	3/4-10	11	1
HC891612234	9/16-12	2-3/4	25	HC8341012	3/4-10	12	1
HC8916123	9/16-12	3	25	HC8341013	3/4-10	13	1
HC891612312	9/16-12	3-1/2	25				
HC891612334	9/16-12	3-3/4	25	HC8789112	7/8-9	1-1/2	10
HC8916124	9/16-12	4	10	HC8789134	7/8-9	1-3/4	10
HC891612412	9/16-12	4-1/2	10	HC87892	7/8-9	2	10
HC8916125	9/16-12	5	10	HC8789214	7/8-9	2-1/4	10
HC891612514	9/16-12	5-1/4	10	HC8789212	7/8-9	2-1/2	10
HC891612512	9/16-12	5-1/2	10	HC8789234	7/8-9	2-3/4	10
HC8916126	9/16-12	6	10	HC87893	7/8-9	3	5
HC891612612	9/16-12	6-1/2	10	HC8789314	7/8-9	3-1/4	5
HC8916127	9/16-12	7	5	HC8789312	7/8-9	3-1/2	5
HC891612712	9/16-12	7-1/2	5	HC8789334	7/8-9	3-3/4	5
HC8916128	9/16-12	8	5	HC87894	7/8-9	4	5
				HC8789412	7/8-9	4-1/2	5
HC858111	5/8-11	1	25	HC87895	7/8-9	5	5
HC85811114	5/8-11	1-1/4	25	HC8789512	7/8-9	5-1/2	5
HC85811112	5/8-11	1-1/2	25	HC87896	7/8-9	6	5
HC85811134	5/8-11	1-3/4	25	HC8789612	7/8-9	6-1/2	1
HC858112	5/8-11	2	25	HC87897	7/8-9	7	1
HC85811214	5/8-11	2-1/4	25	HC8789712	7/8-9	7-1/2	1
HC85811212	5/8-11	2-1/2	25	HC87898	7/8-9	8	1
HC85811234	5/8-11	2-3/4	25	HC8789812	7/8-9	8-1/2	1
HC858113	5/8-11	3	20	HC87899	7/8-9	9	1
HC85811314	5/8-11	3-1/4	10	HC878910	7/8-9	10	1
HC85811312	5/8-11	3-1/2	10	HC878911	7/8-9	11	1
HC85811334	5/8-11	3-3/4	10	HC878913	7/8-9	13	1
HC858114	5/8-11	4	10				
HC85811414	5/8-11	4-1/4	10	HC818112	1-8	1-1/2	10
HC85811412	5/8-11	4-1/2	10	HC818134	1-8	1-3/4	10
HC85811434	5/8-11	4-3/4	10	HC8182	1-8	2	10
HC858115	5/8-11	5	10	HC818214	1-8	2-1/4	10
HC85811514	5/8-11	5-1/4	10	HC818212	1-8	2-1/2	10
HC85811512	5/8-11	5-1/2	10	HC818234	1-8	2-3/4	10
HC85811534	5/8-11	5-3/4	10	HC8183	1-8	3	5
HC858116	5/8-11	6	10	HC818314	1-8	3-1/4	5
HC85811612	5/8-11	6-1/2	10	HC818312	1-8	3-1/2	5
HC858117	5/8-11	7	5	HC818334	1-8	3-3/4	5
HC85811712	5/8-11	7-1/2	5	HC8184	1-8	4	5
HC858118	5/8-11	8	5	HC818412	1-8	4-1/2	5
HC85811812	5/8-11	8-1/2	1	HC8185	1-8	5	5
HC858119	5/8-11	9	1	HC818512	1-8	5-1/2	5
HC85811912	5/8-11	9-1/2	1	HC8186	1-8	6	5
HC8581110	5/8-11	10	1	HC818612	1-8	6-1/2	1
HC8581111	5/8-11	11	1	HC8187	1-8	7	1
HC85811112	5/8-11	12	1	HC818712	1-8	7-1/2	1
HC8581114	5/8-11	14	1	HC8188	1-8	8	1
HC8581116	5/8-11	16	1	HC818812	1-8	8-1/2	1
				HC8189	1-8	9	1
HC834101	3/4-10	1	20	HC818912	1-8	9-1/2	1
HC83410114	3/4-10	1-1/4	20	HC81810	1-8	10	1
HC83410112	3/4-10	1-1/2	20	HC81811	1-8	11	1
HC83410134	3/4-10	1-3/4	20	HC81816	1-8	16	1



Grade 8 SAE Fine Thread Medium Carbon Thru-Hardened Yellow Dichromate Plated Hex Head Cap Screws

See Figures 03.01 and 03.02 on page 346 for more information.

Part #	Diameter	Length	Qty	Part #	Diameter	Length	Qty
HC8142812	1/4-28	1/2	100	HC871620112	7/16-20	1-1/2	50
HC8142858	1/4-28	5/8	100	HC871620134	7/16-20	1-3/4	50
HC8142834	1/4-28	3/4	100	HC8716202	7/16-20	2	50
HC8142878	1/4-28	7/8	100	HC871620214	7/16-20	2-1/4	50
HC814281	1/4-28	1	100	HC871620212	7/16-20	2-1/2	50
HC81428114	1/4-28	1-1/4	100	HC871620234	7/16-20	2-3/4	25
HC81428112	1/4-28	1-1/2	100	HC8716203	7/16-20	3	25
HC81428134	1/4-28	1-3/4	100	HC871620314	7/16-20	3-1/4	25
HC814282	1/4-28	2	100	HC871620312	7/16-20	3-1/2	25
HC81428214	1/4-28	2-1/4	100	HC871620334	7/16-20	3-3/4	25
HC81428212	1/4-28	2-1/2	100	HC8716204	7/16-20	4	25
HC81428234	1/4-28	2-3/4	100	HC871620414	7/16-20	4-1/4	25
HC814283	1/4-28	3	50	HC871620412	7/16-20	4-1/2	25
HC81428314	1/4-28	3-1/4	50	HC871620434	7/16-20	4-3/4	25
HC81428312	1/4-28	3-1/2	50	HC8716205	7/16-20	5	25
HC81428334	1/4-28	3-3/4	50	HC871620512	7/16-20	5-1/2	25
HC814284	1/4-28	4	50	HC871620534	7/16-20	5-3/4	25
HC81428412	1/4-28	4-1/2	50	HC8716206	7/16-20	6	5
HC814285	1/4-28	5	25	HC871620612	7/16-20	6-1/2	5
HC81428512	1/4-28	5-1/2	25	HC871620634	7/16-20	6-3/4	5
HC814286	1/4-28	6	25				
HC85162412	5/16-24	1/2	100	HC8122034	1/2-20	3/4	50
HC85162458	5/16-24	5/8	100	HC8122078	1/2-20	7/8	50
HC85162434	5/16-24	3/4	100	HC812201	1/2-20	1	50
HC85162478	5/16-24	7/8	100	HC81220114	1/2-20	1-1/4	50
HC8516241	5/16-24	1	100	HC81220112	1/2-20	1-1/2	50
HC851624114	5/16-24	1-1/4	100	HC81220134	1/2-20	1-3/4	25
HC851624112	5/16-24	1-1/2	100	HC812202	1/2-20	2	25
HC851624134	5/16-24	1-3/4	100	HC81220214	1/2-20	2-1/4	25
HC8516242	5/16-24	2	100	HC81220212	1/2-20	2-1/2	25
HC851624214	5/16-24	2-1/4	100	HC81220234	1/2-20	2-3/4	25
HC851624212	5/16-24	2-1/2	100	HC812203	1/2-20	3	25
HC851624234	5/16-24	2-3/4	50	HC81220314	1/2-20	3-1/4	25
HC8516243	5/16-24	3	50	HC81220312	1/2-20	3-1/2	25
HC851624314	5/16-24	3-1/4	25	HC81220334	1/2-20	3-3/4	25
HC851624312	5/16-24	3-1/2	25	HC812204	1/2-20	4	25
HC851624334	5/16-24	3-3/4	25	HC81220414	1/2-20	4-1/4	25
HC8516244	5/16-24	4	25	HC81220412	1/2-20	4-1/2	25
HC851624412	5/16-24	4-1/2	25	HC81220434	1/2-20	4-3/4	25
HC8516245	5/16-24	5	25	HC812205	1/2-20	5	25
HC851624512	5/16-24	5-1/2	25	HC81220514	1/2-20	5-1/4	25
HC8516246	5/16-24	6	25	HC81220512	1/2-20	5-1/2	25
HC851624612	5/16-24	6-1/2	25	HC812206	1/2-20	6	25
HC8516247	5/16-24	7	5	HC81220612	1/2-20	6-1/2	25
				HC812207	1/2-20	7	5
HC8382412	3/8-24	1/2	100	HC81220712	1/2-20	7-1/2	5
HC8382458	3/8-24	5/8	100	HC812208	1/2-20	8	5
HC8382434	3/8-24	3/4	100	HC81220812	1/2-20	8-1/2	1
HC838241	3/8-24	1	100	HC812209	1/2-20	9	1
HC83824114	3/8-24	1-1/4	100	HC81220912	1/2-20	9-1/2	1
HC83824112	3/8-24	1-1/2	100	HC8122010	1/2-20	10	1
HC83824134	3/8-24	1-3/4	100	HC8122012	1/2-20	12	1
HC838242	3/8-24	2	100	HC8122013	1/2-20	13	1
HC83824214	3/8-24	2-1/4	50				
HC83824212	3/8-24	2-1/2	50	HC8916181	9/16-18	1	25
HC83824234	3/8-24	2-3/4	50	HC891618114	9/16-18	1-1/4	25
HC838243	3/8-24	3	50	HC891618112	9/16-18	1-1/2	25
HC83824314	3/8-24	3-1/4	25	HC891618134	9/16-18	1-3/4	25
HC83824312	3/8-24	3-1/2	25	HC8916182	9/16-18	2	25
HC83824334	3/8-24	3-3/4	25	HC891618214	9/16-18	2-1/4	25
HC838244	3/8-24	4	25	HC891618212	9/16-18	2-1/2	25
HC83824414	3/8-24	4-1/4	25	HC891618234	9/16-18	2-3/4	25
HC83824412	3/8-24	4-1/2	25	HC8916183	9/16-18	3	25
HC83824434	3/8-24	4-3/4	25	HC891618312	9/16-18	3-1/2	25
HC838245	3/8-24	5	25	HC891618334	9/16-18	3-3/4	25
HC83824512	3/8-24	5-1/2	25	HC8916184	9/16-18	4	10
HC838246	3/8-24	6	25	HC891618412	9/16-18	4-1/2	10
HC83824612	3/8-24	6-1/2	25	HC8916185	9/16-18	5	10
HC838247	3/8-24	7	5	HC891618514	9/16-18	5-1/4	10
				HC891618512	9/16-18	5-1/2	10
HC87162034	7/16-20	3/4	100	HC8916186	9/16-18	6	10
HC8716201	7/16-20	1	100	HC891618612	9/16-18	6-1/2	10
HC871620114	7/16-20	1-1/4	50	HC8916187	9/16-18	7	5
HC871620112	7/16-20	1-1/2	50	HC891618712	9/16-18	7-1/2	5
HC871620134	7/16-20	1-3/4	50	HC8916188	9/16-18	8	5
HC8716202	7/16-20	2	50				
				HC858181	5/8-18	1	25




## Grade 8 SAE Fine Thread Medium Carbon Thru-Hardened Yellow Dichromate Plated Hex Head Cap Screws *continued...*


Part #	Diameter	Length	Qty	Part #	Diameter	Length	Qty
HC85818114	5/8-18	1-1/4	25	HC834109	3/4-16	9	1
HC85818112	5/8-18	1-1/2	25	HC83410912	3/4-16	9-1/2	1
HC85818134	5/8-18	1-3/4	25	HC8341610	3/4-16	10	1
HC85818214	5/8-18	2-1/4	25	HC8341611	3/4-16	11	1
HC85818212	5/8-18	2-1/2	25	HC8341612	3/4-16	12	1
HC85818234	5/8-18	2-3/4	25	HC8341613	3/4-16	13	1
HC858183	5/8-18	3	25				
HC85818314	5/8-18	3-1/4	10	HC87814112	7/8-14	1-1/2	10
HC85818312	5/8-18	3-1/2	10	HC87814134	7/8-14	1-3/4	10
HC85818334	5/8-18	3-3/4	10	HC878142	7/8-14	2	10
HC858184	5/8-18	4	10	HC87814214	7/8-14	2-1/4	10
HC85818414	5/8-18	4-1/4	10	HC87814212	7/8-14	2-1/2	10
HC85818412	5/8-18	4-1/2	10	HC87814234	7/8-14	2-3/4	10
HC85818434	5/8-18	4-3/4	10	HC878143	7/8-14	3	5
HC858185	5/8-18	5	10	HC87814314	7/8-14	3-1/4	5
HC85818514	5/8-18	5-1/4	10	HC87814312	7/8-14	3-1/2	5
HC85818512	5/8-18	5-1/2	10	HC87814334	7/8-14	3-3/4	5
HC85818534	5/8-18	5-3/4	10	HC878144	7/8-14	4	5
HC858186	5/8-18	6	10	HC87814412	7/8-14	4-1/2	5
HC85818612	5/8-18	6-1/2	10	HC878145	7/8-14	5	5
HC858187	5/8-18	7	5	HC87814512	7/8-14	5-1/2	5
HC85818712	5/8-18	7-1/2	5	HC878146	7/8-14	6	5
HC858188	5/8-18	8	5	HC87814612	7/8-14	6-1/2	1
HC85818812	5/8-18	8-1/2	1	HC878147	7/8-14	7	1
HC858189	5/8-18	9	1	HC87814712	7/8-14	7-1/2	1
HC85818912	5/8-18	9-1/2	1	HC878148	7/8-14	8	1
HC8581810	5/8-18	10	1	HC87814812	7/8-14	8-1/2	1
HC8581811	5/8-18	11	1	HC878149	7/8-14	9	1
HC8581812	5/8-18	12	1	HC8781410	7/8-14	10	1
HC8581814	5/8-18	14	1	HC8781411	7/8-14	11	1
HC8581815	5/8-18	15	1	HC8781413	7/8-14	13	1
HC8581816	5/8-18	16	1				
HC834161	3/4-16	1	20	HC8114112	1-14	1-1/2	10
HC83416114	3/4-16	1-1/4	20	HC8114134	1-14	1-3/4	10
HC83416112	3/4-16	1-1/2	20	HC81142	1-14	2	10
HC83416134	3/4-16	1-3/4	20	HC8114214	1-14	2-1/4	10
HC834162	3/4-16	2	10	HC8114212	1-14	2-1/2	10
HC83416214	3/4-16	2-1/4	10	HC8114234	1-14	2-3/4	10
HC83416212	3/4-16	2-1/2	10	HC81143	1-14	3	5
HC83416234	3/4-16	2-3/4	10	HC8114314	1-14	3-1/4	5
HC834163	3/4-16	3	10	HC8114312	1-14	3-1/2	5
HC83416314	3/4-16	3-1/4	10	HC8114334	1-14	3-3/4	5
HC83416312	3/4-16	3-1/2	10	HC81144	1-14	4	5
HC83416334	3/4-16	3-3/4	10	HC8114412	1-14	4-1/2	5
HC834164	3/4-16	4	10	HC81145	1-14	5	5
HC83416414	3/4-16	4-1/4	10	HC8114512	1-14	5-1/2	5
HC83416412	3/4-16	4-1/2	10	HC81146	1-14	6	5
HC83416434	3/4-16	4-3/4	10	HC8114612	1-14	6-1/2	1
HC834165	3/4-16	5	10	HC81147	1-14	7	1
HC83416512	3/4-16	5-1/2	10	HC8114712	1-14	7-1/2	1
HC834166	3/4-16	6	10	HC81148	1-14	8	1
HC83416612	3/4-16	6-1/2	5	HC8114812	1-14	8-1/2	1
HC834167	3/4-16	7	5	HC81149	1-14	9	1
HC83416712	3/4-16	7-1/2	5	HC8114912	1-14	9-1/2	1
HC834168	3/4-16	8	1	HC811410	1-14	10	1
HC83416812	3/4-16	8-1/2	1	HC811411	1-14	11	1
				HC811416	1-14	16	1

## Type F Countersunk, Torx Drive-Thread Cutting Phosphorous and Oil Finish Floorboard Screws

See Figure 03.11 on page 348 for more information.



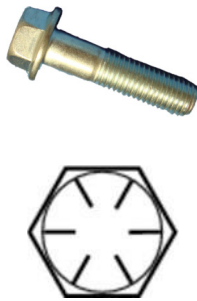
Part #	Diameter	Length	Drive	Qty	Part #	Diameter	Length	Drive	Qty
FLS14201	1/4-20	1	T30	100	FLS51618114	5/16-18	1-1/4	T40	100
FLS1420114	1/4-20	1-1/4	T30	100	FLS51618112	5/16-18	1-1/2	T40	100
FLS1420112	1/4-20	1-1/2	T30	100	FLS51618134	5/16-18	1-3/4	T40	100
FLS1420134	1/4-20	1-3/4	T30	100	FLS516182	5/16-18	2	T40	50
FLS14202	1/4-20	2	T30	50	FLS51618214	5/16-18	2-1/4	T40	50
FLS1420214	1/4-20	2-1/4	T30	50	FLS51618212	5/16-18	2-1/2	T40	50
FLS1420212	1/4-20	2-1/2	T30	50	FLS516183	5/16-18	3	T40	25
FLS14203	1/4-20	3	T30	25	FLS51618312	5/16-18	3-1/2	T40	25
FLS1420312	1/4-20	3-1/2	T30	25	FLS516184	5/16-18	4	T40	25
FLS14204	1/4-20	4	T30	25	FLS516185	5/16-18	5	T40	25
FLS14205	1/4-20	5	T30	25	FLS38162	3/8-16	2	T40	50
FLS14206	1/4-20	6	T30	25	FLS3816212	3/8-16	2-1/2	T40	25
FLS516181	5/16-18	1	T40	100	FLS38163	3/8-16	3	T40	25



### Type F Torx Thread Cutting Zinc Plate Pan Head Screws

Part #	Dia	Length	Drive	Qty	Part #	Dia	Length	Drive	Qty
TPHMS14201F	1/4-20	1	T30	50	TPHMS14203F	1/4-20	3	T30	25
TPHM1420114F	1/4-20	1-1/4	T30	50	TPHMS51618112F	5/16-18	1-1/2	T40	50
TPHMS1420112F	1/4-20	1-1/2	T30	50	TPHMS516182F	5/16-18	2	T40	50
TPHMS14202F	1/4-20	2	T30	25	TPHMS51618212F	5/16-18	2-1/2	T40	25
TPHMS1420212F	1/4-20	2-1/2	T30	25	TPHMS516183F	5/16-18	3	T40	25

### Grade 8 USS Zinc Plated Hex Head Cap Screw Flange Bolt



Part #	Diameter	Length	Qty	Part #	Diameter	Length	Qty
HCF83816114Y	3/8-16	1-1/4	100	HCF858112Y	5/8-11	2	25
HCF83816112Y	3/8-16	1-1/2	100	HCF85811212Y	5/8-11	2-1/2	25
HCF83816134Y	3/8-16	1-3/4	50	HCF858113Y	5/8-11	3	10
HCF838162Y	3/8-16	2	50	HCF85811312Y	5/8-11	3-1/2	10
HCF83816212Y	3/8-16	2-1/2	50	HCF858114Y	5/8-11	4	10
HCF838163Y	3/8-16	3	50	HCF85811412Y	5/8-11	4-1/2	10
HCF83816312Y	3/8-16	3-1/2	50	HCF858115Y	5/8-11	5	10
HCF838164Y	3/8-16	4	25	HCF85811512Y	5/8-11	5-1/2	10
HCF81213114Y	1/2-13	1-1/4	50	HCF858116Y	5/8-11	6	10
HCF81213112Y	1/2-13	1-1/2	50	HCF83410114Y	3/4-10	1-1/4	20
HCF81213134Y	1/2-13	1-3/4	50	HCF834102Y	3/4-10	2	20
HCF812132Y	1/2-13	2	50	HCF83410214Y	3/4-10	2-1/4	20
HCF81213212Y	1/2-13	2-1/2	25	HCF83410212Y	3/4-10	2-1/2	10
HCF812133Y	1/2-13	3	25	HCF834103Y	3/4-10	3	10
HCF81213312Y	1/2-13	3-1/2	25	HCF83410312Y	3/4-10	3-1/2	10
HCF812134Y	1/2-13	4	25	HCF834104Y	3/4-10	4	10
HCF85811112Y	5/8-11	1-1/2	25	HCF83410412Y	3/4-10	4-1/2	10
HCF85811134Y	5/8-11	1-3/4	25	HCF834105Y	3/4-10	5	10

### Grade 8 SAE Phosphate Plain Hex Head Cap Screw Flange Bolt



Part #	Diameter	Length	Qty	Part #	Diameter	Length	Qty
HCF81220114P	1/2-20	1-1/4	50	HCF85818112P	5/8-18	1-1/2	25
HCF81220112P	1/2-20	1-1/2	50	HCF85818134P	5/8-18	1-3/4	25
HCF812202P	1/2-20	2	50	HCF858182P	5/8-18	2	25
HCF81220212P	1/2-20	2-1/2	25	HCF85818212P	5/8-18	2-1/2	25
HCF812203P	1/2-20	3	25	HCF858183P	5/8-18	3	10
HCF81220312P	1/2-20	3-1/2	10	HCF85818312P	5/8-18	3-1/2	10
HCF812204P	1/2-20	4	10				

### Grade 5 USS Zinc Plated Carriage Bolts

See Figure 04.01 on page 358 for more information.



Part #	Dia	Length	Qty	Part #	Dia	Length	Qty
CG5142034	1/4-20	3/4	100	CG53816312	3/8-16	3-1/2	25
CG514201	1/4-20	1	100	CG538164	3/8-16	4	25
CG51420114	1/4-20	1-1/4	100	CG53816412	3/8-16	4-1/2	25
CG51420112	1/4-20	1-1/2	100	CG538165	3/8-16	5	25
CG514202	1/4-20	2	100	CG53816512	3/8-16	5-1/2	25
CG51420212	1/4-20	2-1/2	50	CG538166	3/8-16	6	25
CG514203	1/4-20	3	50	CG512131	1/2-13	1	50
CG51420312	1/4-20	3-1/2	50	CG51213114	1/2-13	1-1/4	50
CG514204	1/4-20	4	50	CG51213112	1/2-13	1-1/2	50
CG51420412	1/4-20	4-1/2	50	CG51213134	1/2-13	1-3/4	50
CG514205	1/4-20	5	25	CG512132	1/2-13	2	50
CG51420512	1/4-20	5-1/2	25	CG51213212	1/2-13	2-1/2	25
CG514206	1/4-20	6	25	CG512133	1/2-13	3	25
CG55161834	5/16-18	3/4	100	CG51213312	1/2-13	3-1/2	25
CG5516181	5/16-18	1	100	CG512134	1/2-13	4	25
CG551618114	5/16-18	1-1/4	100	CG51213412	1/2-13	4-1/2	25
CG551618112	5/16-18	1-1/2	100	CG512135	1/2-13	5	25
CG5516182	5/16-18	2	50	CG51213512	1/2-13	5-1/2	10
CG551618212	5/16-18	2-1/2	50	CG512136	1/2-13	6	10
CG5516183	5/16-18	3	50	CG558111	5/8-11	1	25
CG551618312	5/16-18	3-1/2	50	CG55811114	5/8-11	1-1/4	25
CG5516184	5/16-18	4	50	CG55811112	5/8-11	1-1/2	25
CG551618412	5/16-18	4-1/2	50	CG55811134	5/8-11	1-3/4	25
CG5516185	5/16-18	5	25	CG558112	5/8-11	2	25
CG551618512	5/16-18	5-1/2	25	CG55811212	5/8-11	2-1/2	25
CG5516186	5/16-18	6	25	CG558113	5/8-11	3	25
CG5381634	3/8-16	3/4	100	CG55811312	5/8-11	3-1/2	10
CG538161	3/8-16	1	100	CG558114	5/8-11	4	10
CG53816114	3/8-16	1-1/4	100	CG55811412	5/8-11	4-1/2	10
CG53816112	3/8-16	1-1/2	50	CG558115	5/8-11	5	5
CG538162	3/8-16	2	50	CG55811512	5/8-11	5-1/2	5
CG53816212	3/8-16	2-1/2	25	CG558116	5/8-11	6	5
CG538163	3/8-16	3	25				



## Grade 5 USS Zinc Plated Ribbed Neck Carriage Bolt

See Figure 04.01 on page 358 for more information.

Part #	Dia	Length	Rib Length	Qty	Part #	Dia	Length	Rib Length	Qty
CG5142034R	1/4-20	3/4	.250	100	CG5516182R	5/16-18	2	.594	50
CG514201R	1/4-20	1	.407	100	CG551618212R	5/16-18	2-1/2	.594	50
CG51420114R	1/4-20	1-1/4	.594	100	CG538161R	3/8-16	1	.407	100
CG51420112R	1/4-20	1-1/2	.594	100	CG53816114RS	3/8-16	1-1/4	.375	100
CG514202R	1/4-20	2	.594	50	CG53816114R	3/8-16	1-1/4	.594	100
CG5516181R	5/16-18	1	.407	100	CG53816112R	3/8-16	1-1/2	.594	50
CG551618114R	5/16-18	1-1/4	.594	100	CG53816134R	3/8-16	1-3/4	.594	50
CG551618112R	5/16-18	1-1/2	.594	100	CG538162R	3/8-16	2	.594	25
CG551618134R	5/16-18	1-3/4	.594	100	CG53816212R	3/8-16	2-1/2	.594	25

## Grade 8 USS Plain Full Thread Carriage Bolt

See Figure 04.01 on page 358 for more information.



Part #	Diameter	Length	Qty	Part #	Diameter	Length	Qty
CG81213112	1/2-13	1-1/2	50	CG85811412	5/8-11	4-1/2	10
CG812132	1/2-13	2	50	CG858115	5/8-11	5	5
CG81213212	1/2-13	2-1/2	25	CG85811512	5/8-11	5-1/2	5
CG812133	1/2-13	3	25	CG858116	5/8-11	6	5
CG81213312	1/2-13	3-1/2	25	CG834102	3/4-10	2	10
CG812134	1/2-13	4	25	CG83410212	3/4-10	2-1/2	10
CG81213412	1/2-13	4-1/2	25	CG834103	3/4-10	3	10
CG812135	1/2-13	5	25	CG83410312	3/4-10	3-1/2	10
CG81213512	1/2-13	5-1/2	10	CG834104	3/4-10	4	10
CG812136	1/2-13	6	10	CG83410412	3/4-10	4-1/2	10
CG85811112	5/8-11	1-1/2	25	CG834105	3/4-10	5	5
CG858112	5/8-11	2	25	CG83410512	3/4-10	5-1/2	5
CG85811212	5/8-11	2-1/2	25	CG834106	3/4-10	6	5
CG858113	5/8-11	3	25	CG83410612	3/4-10	6-1/2	5
CG85811312	5/8-11	3-1/2	10	CG834107	3/4-10	7	5
CG858114	5/8-11	4	10				

## Grade 8 USS Plain Dome Head Plow Bolt

150000psi minimum. SAE J429. See Figure 04.02 on page 358 for more information.



Part #	Diameter	Length	Qty	Part #	Diameter	Length	Qty
PB81213112	1/2-13	1-1/2	25	PB83410212	3/4-10	2-1/2	10
PB81213134	1/2-13	1-3/4	25	PB834103	3/4-10	3	10
PB812132	1/2-13	2	25	PB83410312	3/4-10	3-1/2	10
PB81213212	1/2-13	2-1/2	25	PB834104	3/4-10	4	10
PB812133	1/2-13	3	25	PB83410412	3/4-10	4-1/2	5
PB81213312	1/2-13	3-1/2	25	PB834105	3/4-10	5	5
PB812134	1/2-13	4	25	PB8789212	7/8-9	2-1/2	5
PB858112	5/8-11	2	25	PB8789234	7/8-9	2-3/4	5
PB85811214	5/8-11	2-1/4	25	PB87893	7/8-9	3	5
PB85811212	5/8-11	2-1/2	25	PB8789312	7/8-9	3-1/2	5
PB858113	5/8-11	3	25	PB87894	7/8-9	4	5
PB85811312	5/8-11	3-1/2	10	PB818212	1-8	2-1/2	5
PB858114	5/8-11	4	10	PB8183	1-8	3	5
PB85811412	5/8-11	4-1/2	10	PB818312	1-8	3-1/2	5
PB858115	5/8-11	5	10	PB818334	1-8	3-3/4	5
PB85811512	5/8-11	5-1/2	10	PB8184	1-8	4	5
PB858116	5/8-11	6	10	PB818412	1-8	4-1/2	5
PB834102	3/4-10	2	10	PB8185	1-8	5	5
PB83410214	3/4-10	2-1/4	10				

## USS Thread Zinc Plate Elevator Bolts

Wide countersunk flat head square neck. See Figure 04.03 on page 358 for more information.



Part #	Diameter	Length	Qty	Part #	Diameter	Length	Qty
ELB1420114	1/4-20	1-1/4	50	ELB516182	5/16-18	2	50
ELB1420112	1/4-20	1-1/2	50	ELB51618212	5/16-18	2-1/2	25
ELB14202	1/4-20	2	50	ELB38161	3/8-16	1	50
ELB1420212	1/4-20	2-1/2	50	ELB3816114	3/8-16	1-1/4	50
ELB14203	1/4-20	3	25	ELB3816112	3/8-16	1-1/2	50
ELB51618114	5/16-18	1-1/4	50	ELB38162	3/8-16	2	25
ELB51618112	5/16-18	1-1/2	50	ELB3816212	3/8-16	2-1/2	25
ELB51618134	5/16-18	1-3/4	50	ELB38163	3/8-16	3	25

## USS Thread Zinc Plate Step Bolts

Wide low profile round head square neck. See Figure 04.04 on page 358 for more information.



Part #	Diameter	Length	Qty	Part #	Diameter	Length	Qty
SB14201	1/4-20	1	100	SB51618134	5/16-18	1-3/4	50
SB1420114	1/4-20	1-1/4	50	SB516182	5/16-18	2	50
SB1420112	1/4-20	1-1/2	50	SB51618212	5/16-18	2-1/2	25
SB14202	1/4-20	2	50	SB38161	3/8-16	1	50
SB1420212	1/4-20	2-1/2	25	SB3816112	3/8-16	1-1/2	50
SB14203	1/4-20	3	25	SB38162	3/8-16	2	25
SB516181	5/16-18	1	100	SB3816212	3/8-16	2-1/2	25
SB51618114	5/16-18	1-1/4	50	SB38163	3/8-16	3	25
SB51618112	5/16-18	1-1/2	50				

## Cotter Pins

See Figure 05.01 on page 359 for more information.



Part #	Dia	Length	Qty	Part #	Dia	Length	Qty	Part #	Dia	Length	Qty
CP1321	1/32	1	100	CP18114	1/8	1-1/4	100	CP14112	1/4	1-1/2	25
CP132112	1/32	1-1/2	100	CP18112	1/8	1-1/2	100	CP14134	1/4	1-3/4	25
CP36412	3/64	1/2	100	CP18134	1/8	1-3/4	100	CP142	1/4	2	25
CP3641	3/64	1	100	CP182	1/8	2	100	CP14212	1/4	2-1/2	25
CP11612	1/16	1/2	100	CP18212	1/8	2-1/2	50	CP143	1/4	3	25
CP11634	1/16	3/4	100	CP183	1/8	3	25	CP14312	1/4	3-1/2	25
CP1161	1/16	1	100	CP18312	1/8	3-1/2	25	CP144	1/4	4	10
CP116114	1/16	1-1/4	100	CP5321	5/32	1	50	CP14412	1/4	4-1/2	10
CP116112	1/16	1-1/2	100	CP532114	5/32	1-1/4	50	CP145	1/4	5	5
CP116134	1/16	1-3/4	100	CP532112	5/32	1-1/2	50	CP146	1/4	6	5
CP1162	1/16	2	100	CP532134	5/32	1-3/4	50	CP5161	5/16	1	25
CP1163	1/16	3	50	CP5322	5/32	2	25	CP516114	5/16	1-1/4	25
CP56434	5/64	3/4	100	CP532214	5/32	2-1/4	25	CP516112	5/16	1-1/2	25
CP5641	5/64	1	50	CP532212	5/32	2-1/2	25	CP516134	5/16	1-3/4	25
CP5642	5/64	2	50	CP5323	5/32	3	25	CP5162	5/16	2	25
CP33212	3/32	1/2	100	CP532312	5/32	3-1/2	25	CP516212	5/16	2-1/2	10
CP33234	3/32	3/4	100	CP5324	5/32	4	25	CP5163	5/16	3	10
CP3321	3/32	1	100	CP31634	3/16	3/4	25	CP5164	5/16	4	10
CP332114	3/32	1-1/4	100	CP3161	3/16	1	25	CP5165	5/16	5	10
CP332112	3/32	1-1/2	100	CP316114	3/16	1-1/4	25	CP5166	5/16	6	5
CP332134	3/32	1-3/4	100	CP316112	3/16	1-1/2	25	CP38112	3/8	1-1/2	10
CP3322	3/32	2	50	CP316134	3/16	1-1/2	25	CP382	3/8	2	10
CP332212	3/32	2-1/2	25	CP3162	3/16	1-3/4	25	CP38212	3/8	2-1/2	10
CP3323	3/32	3	25	CP316212	3/16	2	25	CP383	3/8	3	10
CP76412	7/64	1/2	100	CP3163	3/16	2-1/2	25	CP384	3/8	4	10
CP76434	7/64	3/4	100	CP316314	3/16	3	25	CP385	3/8	5	10
CP7641	7/64	1	100	CP316312	3/16	3-1/4	25	CP386	3/8	6	10
CP764114	7/64	1-1/4	100	CP3164	3/16	3-1/2	25	CP7166	7/16	6	10
CP764112	7/64	1-1/2	100	CP7322	7/32	2	25	CP122	1/2	2	10
CP7642	7/64	2	50	CP7323	7.32	3	25	CP123	1/2	3	10
CP1812	1/8	1/2	100	CP141	1/4	1	25	CP124	1/2	4	5
CP1834	1/8	3/4	100	CP14114	1/4	1-1/4	25	CP125	1/2	5	5
CP181	1/8	1	100					CP126	1/2	6	5

## Hairpin Cotter Pins

See Figure 05.02 on page 359 for more information.



Part #	(K) Wire Dia	BP Pin #	(A) Length	Eye Dia	Qty	Part #	(K) Wire Dia	BP Pin #	(A) Length	Eye Dia	Qty
HPC1/32X19/32	.028	BP-231	.600	.094	50	HPC3/32X2-1/2	.093	BP-214	2.500	.563	25
HPC1/32X7/16	.035	BP-226	.438	.078	50	HPC7/64X1-1/4	.102	BP-230	1.250	.125	50
HPC3/64X7/16	.042	BP-232	.438	.080	50	HPC1/8X1-9/16	.125	BP-215	1.563	.500	25
HPC3/64X1	.042	BP-223	1.000	.250	50	HPC1/8X1-15/16	.125	BP-216	1.938	.438	25
HPC3/64X19/32	.047	BP-221	.594	.125	50	HPC1/8X2-1/2	.125	BP-227	2.500	.625	25
HPC3/64X1-9/16	.047	BP-224	1.563	.313	50	HPC1/8X2-9/16	.125	BP-211	2.563	.563	25
HPC1/16X1-5/16	.062	BP-222	1.313	.313	50	HPC1/8X7/8	.125	BP-238	2.875	.625	20
HPC1/16X1-3/32	.072	BP-225	1.094	.141	50	HPC5/32X2-15/16	.148	BP-210	2.813	.845	10
HPC1/16X1-7/8	.072	BP-239	1.875	.625	50	HPC5/32X3-5/16	.148	BP-209	3.313	.750	10
HPC5/64X1-3/16	.080	BP-213	1.188	.250	50	HPC3/16X3-1/4	.177	BP-206	3.250	1.015	10
HPC5/64X1-9/16	.080	BP-217	1.563	.375	50	HPC3/16X3-3/4	.177	BP-208	3.750	.975	10
HPC3/32X1-1/8	.093	BP-233	1.125	.250	50	HPC1/4X4	.243	BP-219	4.000	.938	10
HPC3/32X1-5/8	.093	BP-203	1.625	.375	50	HPC1/4X5-1/8	.243	BP-235	5.125	1.500	5
HPC3/32X2	.093	BP-228	2.000	.625	25	HPC5/16X4-1/16	.310	BP-220	4.062	.875	5
HPC3/32X2-5/16	.093	BP-207	2.313	.625	25						



## Clevis Pins

See Figure 05.04 on page 360 for more information.



Part #	Dia	Length	Qty	Part #	Dia	Length	Qty	Part #	Dia	Length	Qty
CLP3/16X3/4	3/16	3/4	25	CLP5/16X2	5/16	2	25	CLP1/2X4-1/2	1/2	4-1/2	10
CLP3/16X1	3/16	1	25	CLP5/16X3	5/16	3	10	CLP1/2X6	1/2	6	5
CLP3/16X1-1/4	3/16	1-1/4	25	CLP3/8X1	3/8	1	10	CLP5/8X1-1/2	5/8	1-1/2	5
CLP3/16X1-1/2	3/16	1-1/2	25	CLP3/8X1-3/32	3/8	1-3/32	10	CLP5/8X1-3/4	5/8	1-3/4	10
CLP3/16X3	3/16	3	25	CLP3/8X1-1/8	3/8	1-1/8	10	CLP5/8X2	5/8	2	10
CLP1/4X1/2	1/4	1/2	25	CLP3/8X1-3/16	3/8	1-3/16	10	CLP5/8X2-1/4	5/8	2-1/4	10
CLP1/4X5/8	1/4	5/8	25	CLP3/8X1-1/4	3/8	1-1/4	10	CLP5/8X2-1/2	5/8	2-1/2	10
CLP1/4X3/4	1/4	3/4	25	CLP3/8X1-3/8	3/8	1-3/8	10	CLP5/8X3	5/8	3	10
CLP1/4X7/8	1/4	7/8	25	CLP3/8X1-1/2	3/8	1-1/2	10	CLP5/8X4	5/8	4	10
CLP1/4X1	1/4	1	25	CLP3/8X1-3/4	3/8	1-3/4	10	CLP5/8X5-1/2	5/8	5-1/2	10
CLP1/4X1-1/8	1/4	1-1/8	25	CLP3/8X2	3/8	2	10	CLP9/16X2	9/16	2	10
CLP1/4X1-1/4	1/4	1-1/4	25	CLP3/8X2-1/2	3/8	2-1/2	10	CLP3/4X2	3/4	2	5
CLP1/4X1-1/2	1/4	1-1/2	25	CLP3/8X4	3/8	4	10	CLP3/4X3	3/4	3	5
CLP1/4X1-5/8	1/4	1-5/8	25	CLP7/16X1-1/4	7/16	1-1/4	10	CLP3/4X4-1/2	3/4	4-1/2	5
CLP1/4X1-3/4	1/4	1-3/4	25	CLP7/16X1-1/2	7/16	1-1/2	10	CLP3/4X5-1/2	3/4	5-1/2	10
CLP1/4X2	1/4	2	25	CLP7/16X1-3/4	7/16	1-3/4	10	CLP1-2-1/2	1	2-1/2	1
CLP1/4X2-1/2	1/4	2-1/2	10	CLP7/16X2	7/16	2	10	CLP1312	1	3-1/2	1
CLP1/4X3	1/4	3	10	CLP7/16X2-1/2	7/16	2-1/2	10	CLP1X4	1	4	1
CLP1/4X3-1/2	1/4	3-1/2	10	CLP7/16X3	7/16	3	10	CLP1X5	1	5	1
CLP5/16X3/4	5/16	3/4	25	CLP1/2X1	1/2	1	10	CLP1-1/8X6	1-1/8	6	1
CLP5/16X1	5/16	1	25	CLP1/2X1-1/4	1/2	1-1/4	10	CLP1-1/4X4	1-1/4	4	1
CLP5/16X1-1/8	5/16	1-1/8	25	CLP1/2X1-27/64	1/2	1-27/64	10	CLP1-1/2X6-1/2	1-1/2	6-1/2	1
CLP5/16X1-1/4	5/16	1-1/4	25	CLP1/2X1-1/2	1/2	1-1/2	10				
CLP5/16X1-3/8	5/16	1-3/8	25	CLP1/2X1-3/4	1/2	1-3/4	10				
CLP5/16X1-1/2	5/16	1-1/2	25	CLP1/2X2	1/2	2	10				
CLP5/16X1-3/4	5/16	1-3/4	25	CLP1/2X2-1/2	1/2	2-1/2	10				
				CLP1/2X3	1/2	3	10				

## Spring Tension Pins

See Figure 05.05 on page 360 for more information.



Part #	Dia	Length	Qty	Part #	Dia	Length	Qty	Part #	Dia	Length	Qty
STP1/16X3/16	1/16	3/16	50	STP1/8X11/4	1/8	1-1/4	50	STP1/4X13/4	1/4	1-3/4	20
STP1/16X1/4	1/16	1/4	50	STP1/8X11/2	1/8	1-1/2	50	STP1/4X2	1/4	2	10
STP1/16X5/16	1/16	5/16	50	STP1/8X13/4	1/8	1-3/4	50	STP1/4X21/4	1/4	2-1/4	10
STP1/16X3/8	1/16	3/8	50	STP1/8X2	1/8	2	50	STP1/4X21/2	1/4	2-1/2	10
STP1/16X1/2	1/16	1/2	50	STP5/32X1/2	5/32	1/2	25	STP1/4X3	1/4	3	10
STP1/16X5/8	1/16	5/8	50	STP5/32X5/8	5/32	5/8	50	STP1/4X31/2	1/4	3-1/2	10
STP1/16X3/4	1/16	3/4	50	STP5/32X3/4	5/32	3/4	50	STP1/4X4	1/4	4	10
STP1/16X7/8	1/16	7/8	50	STP5/32X7/8	5/32	7/8	50	STP5/16X1/2	5/16	1/2	10
STP1/16X1	1/16	1	50	STP5/32X1	5/32	1	25	STP5/16X3/4	5/16	3/4	20
STP1/16X11/2	1/16	1-1/2	50	STP5/32X11/4	5/32	1-1/4	25	STP5/16X7/8	5/16	7/8	20
STP1/16X2	1/16	2	50	STP5/32X11/2	5/32	1-1/2	25	STP5/16X1	5/16	1	10
STP5/64X3/16	5/64	3/16	100	STP5/32X13/4	5/32	1-3/4	25	STP5/16X11/4	5/16	1-1/4	20
STP5/64X1/4	5/64	1/4	100	STP5/32X2	5/32	2	25	STP5/16X11/2	5/16	1-1/2	10
STP5/64X5/16	5/64	5/16	100	STP5/32X21/2	5/32	2-1/2	25	STP5/16X13/4	5/16	1-3/4	10
STP5/64X3/8	5/64	3/8	100	STP3/16X3/8	3/16	3/8	50	STP5/16X2	5/16	2	10
STP5/64X1/2	5/64	1/2	100	STP3/16X1/2	3/16	1/2	50	STP5/16X21/4	5/16	2-1/4	10
STP5/64X5/8	5/64	5/8	100	STP3/16X5/8	3/16	5/8	50	STP5/16X21/2	5/16	2-1/2	10
STP5/64X3/4	5/64	3/4	100	STP3/16X3/4	3/16	3/4	50	STP5/16X3	5/16	3	10
STP5/64X7/8	5/64	7/8	50	STP3/16X7/8	3/16	7/8	50	STP5/16X31/2	5/16	3-1/2	10
STP5/64X1	5/64	1	50	STP3/16X1	3/16	1	50	STP5/16X4	5/16	4	10
STP5/64X11/4	5/64	1-1/4	50	STP3/16X11/4	3/16	1-1/4	50	STP3/8X3/4	3/8	3/4	10
STP5/64X11/2	5/64	1-1/2	50	STP3/16X11/2	3/16	1-1/2	50	STP3/8X1	3/8	1	10
STP5/64X2	5/64	2	50	STP3/16X13/4	3/16	1-3/4	50	STP3/8X11/4	3/8	1-1/4	5
STP3/32X1/4	3/32	1/4	50	STP3/16X2	3/16	2	50	STP3/8X11/2	3/8	1-1/2	10
STP3/32X5/16	3/32	5/16	50	STP3/16X21/2	3/16	2-1/2	50	STP3/8X13/4	3/8	1-3/4	5
STP3/32X3/8	3/32	3/8	50	STP7/32X1/2	7/32	1/2	25	STP3/8X2	3/8	2	10
STP3/32X1/2	3/32	1/2	50	STP7/32X5/8	7/32	5/8	25	STP3/8X21/2	3/8	2-1/2	5
STP3/32X5/8	3/32	5/8	50	STP7/32X3/4	7/32	3/4	25	STP3/8X3	3/8	3	5
STP3/32X3/4	3/32	3/4	50	STP7/32X1	7/32	1	25	STP3/8X31/2	3/8	3-1/2	5
STP3/32X7/8	3/32	7/8	50	STP7/32X11/4	7/32	1-1/4	25	STP3/8X4	3/8	4	5
STP3/32X1	3/32	1	50	STP7/32X11/2	7/32	1-1/2	25	STP7/16X1	7/16	1	10
STP3/31X11/8	3/32	1-1/8	50	STP7/32X13/4	7/32	1-3/4	25	STP7/16X11/4	7/16	1-1/4	10
STP3/32X114	3/32	1-1/4	50	STP7/32X2	7/32	2	25	STP7/16X11/2	7/16	1-1/2	10
STP3/32X11/2	3/32	1-1/2	50	STP7/32X21/2	7/32	2-1/2	25	STP7/16X13/4	7/16	1-3/4	10
STP1/8X1/4	1/8	1/4	100	STP1/4X1/2	1/4	1/2	20	STP7/16X2	7/16	2	10
STP1/8X3/8	1/8	3/8	50	STP1/4X5/8	1/4	5/8	20	STP7/16X21/2	7/16	2-1/2	10
STP1/8X1/2	1/8	1/2	50	STP1/4X3/4	1/4	3/4	20	STP7/16X3	7/16	3	10
STP1/8X5/8	1/8	5/8	100	STP1/4X7/8	1/4	7/8	20	STP1/2X11/2	1/2	1-1/2	10
STP1/8X3/4	1/8	3/4	50	STP1/4X1	1/4	1	20	STP1/2X2	1/2	2	5
STP1/8X7/8	1/8	7/8	50	STP1/4X11/4	1/4	1-1/4	20	STP1/2X4	1/2	4	5
STP1/8X1	1/8	1	50	STP1/4X11/2	1/4	1-1/2	20				

## Lynch Pins



Part #	(A) Out Dia	(E) Effective Length	(B) Shank Length	(H) Inside Dia	Qty	Part #	(A) Out Dia	(E) Effective Length	(B) Shank Length	(H) Inside Dia	Qty
LP3161	3/16	7/8	1-1/8	1	10	LP5161916	5/16	1-1/2	1-3/4	1-9/16	10
LP316118	3/16	1	1-1/4	1-1/8	10	LP516178	5/16	1-5/8	2-11/32	1-7/8	10
LP3161332	3/16	1-1/4	1-9/16	1-13/32	10	LP5162316	5/16	2-1/16	2-11/32	2-3/16	10
LP3161716	3/16	1-5/16	1-9/16	1-7/16	10	LP716134	7/16	1-1/4	1-3/4	1-13/32	5
LP1411332	1/4	1-1/4	1-9/16	1-13/32	10	LP7161916	7/16	1-11/32	1-9/16	1-17/32	5
LP141716	1/4	1-5/16	1-3/4	1-7/16	10	LP71613132	7/16	1-11/32	1-31/32	1-17/32	5
LP141112	1/4	1-3/8	1-3/4	1-1/2	10	LP716134	7/16	1-3/8	1-3/4	1-1/2	5
LP141916	1/4	1-1/2	1-3/4	1-9/16	10	LP7162	7/16	1-7/16	2	1-17/32	5
LP1411116	1/4	1-5/8	1-3/4	1-11/16	10	LP71611516	7/16	1-5/8	1-15/16	1-7/8	5
LP14178	1/4	1-3/4	2	1-7/8	10	LP716214	7/16	1-3/4	2-1/4	2	5
LP51611332	5/16	1-1/4	1-9/16	1-13/32	10	LP716212	7/16	2-1/4	2-1/2	2-5/8	5
LP516112	5/16	1-3/8	1-3/4	1-1/2	10						

## Hitch Pins



Part #	(A) Out Dia	(B) Shank Length	(C) Effect Length	(D) Hole Dia	Head Dia	Qty	Part #	(A) Out Dia	(B) Shank Length	(C) Effect Length	(D) Hole Dia	Head Dia	Qty
HP38338	3/8	3-3/8	3	5/32	.690	1	HP34514	3/4	5-1/4	4-1/2	13/64	1.270	1
HP38438	3/8	4-3/8	4	5/32	.690	1	HP34614	3/4	6-3/4	6	13/64	1.270	1
HP38458	3/8	4-5/8	4-1/4	5/32	.690	1	HP347	3/4	7	6-1/4	13/64	1.270	1
HP12414	1/2	4-1/4	3-1/2	13/64	.910	1	HP78514	7/8	5-1/4	4-1/4	13/64	1.450	1
HP12434	1/2	4-3/4	4	13/64	.910	1	HP78512	7/8	5-1/2	4-1/2	13/64	1.450	1
HP125	1/2	5	4-1/4	13/64	.910	1	HP787	7/8	7	6	13/64	1.450	1
HP12612	1/2	6-1/2	5-3/4	13/64	.910	1	HP78714	7/8	7-1/4	6-1/4	13/64	1.450	1
HP58434	5/8	4-3/4	4	13/64	1.080	1	HP788	7/8	8	7	13/64	1.450	1
HP585	5/8	5	4-1/4	13/64	1.080	1	HP1514	1	5-1/4	4-1/4	13/64	1.640	1
HP58514	5/8	5-1/4	4-1/2	13/64	1.080	1	HP1512	1	5-1/4	4-1/2	13/64	1.640	1
HP58534	5/8	5-3/4	5	13/64	1.080	1	HP17	1	7	6	13/64	1.640	1
HP58612	5/8	6-1/2	5-3/4	13/64	1.080	1	HP1714	1	7-1/4	6-1/4	13/64	1.640	1
HP58634	5/8	6-3/4	6	13/64	1.080	1	HP18	1	8	7	13/64	1.640	1
HP587	5/8	7	6-1/4	13/64	1.080	1	HP118734	1-1/8	7-3/4	7	1/4	1.810	1
HP34434	3/4	4-3/4	4	13/64	1.270	1	HP114734	1-1/4	7-3/4	7	1/4	1.856	1
HP345	3/4	5	4-1/4	13/64	1.270	1	HP1129	1-1/2	9	8	1/4	2.500	1

## Round Snap Pins



Part #	(A) Out Dia	(C) Effect Length	(E) Height	(B) Shank Length	Qty	Part #	(A) Out Dia	(C) Effect Length	(E) Height	(B) Shank Length	Qty
SNAP14158RD	1/4	1-3/8	1-5/8	1-5/8	5	SNAP516234RD	5/16	2-1/2	2	2-3/4	5
SNAP142RD	1/4	1-3/4	1-5/8	2	5	SNAP38158RD	3/8	1-3/8	1-1/2	1-5/8	5
SNAP14234RD	1/4	2-1/2	1-5/8	2-3/4	5	SNAP38134RD	3/8	1-1/2	1-1/2	1-3/4	5
SNAP516158RD	5/16	1-3/8	1-3/4	1-5/8	5	SNAP382RD	3/8	1-3/4	1-1/2	2	5
SNAP5162RD	5/16	1-3/4	1-3/4	2	5	SNAP38212RD	3/8	2-1/4	1-1/2	2-1/2	5
SNAP516212RD	5/16	2-1/4	1-3/4	2-1/2	5	SNAP38234RD	3/8	2-1/2	1-1/2	2-3/4	5

## Square Snap Pins



Part #	(A) Out Dia	(C) Effect Length	(E) Height	(B) Shank Length	Qty	Part #	(A) Out Dia	(C) Effect Length	(E) Height	(B) Shank Length	Qty
SNAP14212SQ	1/4	2-1/4	1-5/8	2-1/2	5	SNAP516314SQ	5/16	3	1-3/4	3-1/4	5
SNAP14234SQ	1/4	2-1/2	1-5/8	2-3/4	5	SNAP38212SQ	3/8	2-1/4	1-1/2	2-1/2	5
SNAP516212SQ	5/16	2-1/4	1-3/4	2-1/2	5	SNAP38234SQ	3/8	2-1/2	1-1/2	2-3/4	5
SNAP516234SQ	5/16	2-1/2	1-3/4	2-3/4	5	SNAP38314SQ	3/8	3	1-1/2	3-1/4	5

# 02

## CONNECTORS & TERMINALS

Ring Connectors	028
Spade Terminals	028
Flanged Fork Terminals	029
Hook Terminals	029
Spring Snap Spade Terminals	029
Snap Plug Terminals	029
Stop Connectors	030
Disconnects	030
Piggy Back Connectors	031
3- and 4-Way Connectors	031
Wire Pin and Closed End Connectors	032
GA Connectors	032
Copper Bolts and Mechanical Lugs	033
Weather Pack	033

# CONNECTORS & TERMINALS

02

Ring terminals consist of standard butted-seam, non-insulated terminal with a color coded jacket that is molded into place. Most insulated ring terminals feature a funnel entry for easy wire insertion. A funnel wire entrance into an electrical barrel eliminated wire strand "hang up," increased crimping rates and wire termination reliability. Ring terminals come with nylon, vinyl, or heat shrink sleeves.



## Nylon Ring Connectors

Part #	Gauge	Ring Size	Qty	Part #	Gauge	Ring Size	Qty	Part #	Gauge	Ring Size	Qty
RN4R	22-18	4	100	BN4R	16-14	4	100	YN6R	12-10	6	50
RN6R	22-18	6	100	BN6R	16-14	6	100	YN8R	12-10	8	50
RN8R	22-18	8	100	BN8R	16-14	8	100	YN10R	12-10	10	50
RN10R	22-18	10	100	BN10R	16-14	10	100	YN14R	12-10	1/4	50
RN14R	22-18	1/4	100	BN14R	16-14	1/4	100	YN516R	12-10	5/16	50
RN516R	22-18	5/16	100	BN516R	16-14	5/16	100	YN38R	12-10	3/8	50
RN38R	22-18	3/8	100	BN38R	16-14	3/8	100	YN12R	12-10	1/2	50
				BN12R	16-14	1/2	100				



## Vinyl Ring Connectors


Part #	Gauge	Ring Size	Qty	Part #	Gauge	Ring Size	Qty	Part #	Gauge	Ring Size	Qty
R4R	22-18	4	100	B4R	16-14	4	100	Y6R	12-10	6	50
R6R	22-18	6	100	B6R	16-14	6	100	Y8R	12-10	8	50
R8R	22-18	8	100	B8R	16-14	8	100	Y10R	12-10	10	50
R10R	22-18	10	100	B10R	16-14	10	100	Y14R	12-10	1/4	50
R14R	22-18	1/4	100	B14R	16-14	1/4	100	Y516R	12-10	5/16	50
R516R	22-18	5/16	100	B516R	16-14	5/16	100	Y38R	12-10	3/8	50
R38R	22-18	3/8	100	B38R	16-14	3/8	100	Y12R	12-10	1/2	50
				B12R	16-14	1/2	100				



## Heat Shrink Ring Connectors

Part #	Gauge	Ring Size	Qty	Part #	Gauge	Ring Size	Qty	Part #	Gauge	Ring Size	Qty
R6RHS	22-18	6	50	B10RHS	16-14	10	50	Y516RHS	12-10	5/16	50
R8RHS	22-18	8	50	B14RHS	16-14	1/4	50	Y38RHS	12-10	3/8	50
R10RHS	22-18	10	50	B516RHS	16-14	5/16	50	Y12RHS	12-10	1/2	25
R14RHS	22-18	1/4	50	B38RHS	16-14	3/8	50	BL810HS	8	10	50
R516RHS	22-18	5/16	50	B12RHS	16-14	1/2	50	BL814HS	8	1/4	50
R38RHS	22-18	3/8	50	Y8RHS	12-10	8	50	BL516HS	8	5/16	50
B6RHS	16-14	6	50	Y10RHS	12-10	10	50	BL38HS	8	3/8	25
B8RHS	16-14	8	50	Y14RHS	12-10	1/4	50	BL812HS	8	1/2	25

Spade terminals are available in several styles - standard spade, block spade, flanged block spade and snap spade. The block and flanged block spade are popular use with terminal blocks as they have a narrow style and fit most terminal blocks. The snap spade will snap and hold in place for a more secure connection and all nylon and vinyl insulated types have a funnel entry to speed wire insertion. Each spade terminal is color coded by a wire gauge as follows: 22-18 Red, 16-14 Blue, and 12-10 Yellow.



## Nylon Spade Terminals

Part #	Gauge	Spade Size	Qty	Part #	Gauge	Spade Size	Qty	Part #	Gauge	Spade Size	Qty
RN6S	22-18	6	100	BN6S	16-14	6	100	YN6S	12-10	6	50
RN8S	22-18	8	100	BN8S	16-14	8	100	YN8S	12-10	8	50
RN10S	22-18	10	100	BN10S	16-14	10	100	YN10S	12-10	10	50



## Vinyl Spade Terminals

Part #	Gauge	Spade Size	Qty	Part #	Gauge	Spade Size	Qty	Part #	Gauge	Spade Size	Qty
R6S	22-18	6	100	B6S	16-14	6	100	Y6S	12-10	6	50
R8S	22-18	8	100	B8S	16-14	8	100	Y8S	12-10	8	50
R10S	22-18	10	100	B10S	16-14	10	100	Y10S	12-10	10	50




## Heat Shrink Spade Terminals

Part #	Gauge	Spade Size	Qty	Part #	Gauge	Spade Size	Qty	Part #	Gauge	Spade Size	Qty
R6SHS	22-18	6	50	B6SHS	16-14	6	50	Y6SHS	12-10	6	50
R8SHS	22-18	8	50	B8SHS	16-14	8	50	Y8SHS	12-10	8	50
R10SHS	22-18	10	50	B10SHS	16-14	10	50	Y10SHS	12-10	10	50
								Y14SHS	12-10	1/4	50

# CONNECTORS & TERMINALS

02



## Nylon Block Spade Terminals

Part #	Gauge	Spade Size	Qty	Part #	Gauge	Spade Size	Qty	Part #	Gauge	Spade Size	Qty
RN4SN	22-18	4	100	BN6SN	16-14	6	100	YN6SN	12-10	6	50
RN6SN	22-18	6	100	BN8SN	16-14	8	100	YN8SN	12-10	8	50
RN8SN	22-18	8	100	BN10SN	16-14	10	100	YN10SN	12-10	10	50
RN10SN	22-18	10	100								



## Vinyl Block Spade Terminals

Part #	Gauge	Spade Size	Qty	Part #	Gauge	Spade Size	Qty	Part #	Gauge	Spade Size	Qty
R4SN	22-18	4	100	B4SN	16-14	4	100	Y6SN	12-10	6	50
R6SN	22-18	6	100	B6SN	16-14	6	100	Y8SN	12-10	8	50
R8SN	22-18	8	100	B8SN	16-14	8	100	Y10SN	12-10	10	50
R10SN	22-18	10	100	B10SN	16-14	10	100				




## Nylon Flanged Fork Terminals

Part #	Gauge	Fork Size	Qty	Part #	Gauge	Fork Size	Qty	Part #	Gauge	Fork Size	Qty
RN6F	22-18	6	100	BN6F	16-14	6	100	YN6F	12-10	6	50
RN8F	22-18	8	100	BN8F	16-14	8	100	YN8F	12-10	8	50
RN10F	22-18	10	100	BN10F	16-14	10	100	YN10F	12-10	10	50



## Vinyl Flanged Fork Terminals

Part #	Gauge	Fork Size	Qty	Part #	Gauge	Fork Size	Qty	Part #	Gauge	Fork Size	Qty
R6F	22-18	6	100	B6F	16-14	6	100	Y6F	12-10	6	50
R8F	22-18	8	100	B8F	16-14	8	100	Y8F	12-10	8	50
R10F	22-18	10	100	B10F	16-14	10	100	Y10F	12-10	10	50



## Nylon Hook Terminals

Part #	Gauge	Fork Size	Qty	Part #	Gauge	Fork Size	Qty	Part #	Gauge	Fork Size	Qty
RN6H	22-18	6	100	BN6H	16-14	6	100	YN6H	12-10	6	50
RN8H	22-18	8	100	BN8H	16-14	8	100	YN8H	12-10	8	50
RN10H	22-18	10	100	BN10H	16-14	10	100	YN10H	12-10	10	50



## Vinyl Hook Terminals

Part #	Gauge	Fork Size	Qty	Part #	Gauge	Fork Size	Qty	Part #	Gauge	Fork Size	Qty
R6H	22-18	6	100	B6H	16-14	6	100	Y6H	12-10	6	50
R8H	22-18	8	100	B8H	16-14	8	100	Y8H	12-10	8	50
R10H	22-18	10	100	B10H	16-14	10	100	Y10H	12-10	10	50




## Nylon Spring Snap Spade Terminals

Part #	Gauge	Fork Size	Qty	Part #	Gauge	Fork Size	Qty	Part #	Gauge	Fork Size	Qty
RN6SS	22-18	6	100	BN6SS	16-14	6	100	YN6SS	12-10	6	50
RN8SS	22-18	8	100	BN8SS	16-14	8	100	YN8SS	12-10	8	50
RN10SS	22-18	10	100	BN10SS	16-14	10	100	YN10SS	12-10	10	50



## Vinyl Spring Snap Spade Terminals

Part #	Gauge	Fork Size	Qty	Part #	Gauge	Fork Size	Qty	Part #	Gauge	Fork Size	Qty
R6SS	22-18	6	100	B6SS	16-14	6	100	Y6SS	12-10	6	50
R8SS	22-18	8	100	B8SS	16-14	8	100	Y8SS	12-10	8	50
R10SS	22-18	10	100	B10SS	16-14	10	100	Y10SS	12-10	10	50



## Nylon Male Snap Plug Terminals

Part #	Gauge	Diameter	Quantity	Part #	Gauge	Diameter	Quantity
RNMSP-156	22-18	.156	100	BNMSP-176	16-14	.176	100
RNMSP-176	22-18	.176	100	YNMSP-156	12-10	.156	50
BNMSP-156	16-14	.156	100				



## Nylon Female Snap Plug Terminals

Part #	Gauge	Diameter	Quantity	Part #	Gauge	Diameter	Quantity
RNFSP-156	22-18	.156	100	BNFSP-176	16-14	.176	100
RNFSP-176	22-18	.176	100	YNFSP-156	12-10	.156	50
BNFSP-156	16-14	.156	100				

# CONNECTORS & TERMINALS

02



## Vinyl Male Snap Plug Terminals

Part #	Gauge	Diameter	Quantity	Part #	Gauge	Diameter	Quantity
RMSP-156	22-18	.156	100	BMSP-176	16-14	.176	100
RMSP-176	22-18	.176	100	YMSP-156	12-10	.156	50
BMSP-156	16-14	.156	100				



## Heat Shrink Male Snap Plug Terminals

Part #	Gauge	Diameter	Quantity	Part #	Gauge	Diameter	Quantity
RNMSPHS-156	22-18	.156	100	BNMSPHS-156	16-14	.156	100
RNMSPHS-180	22-18	.180	100	BNMSPHS-180	16-14	.180	100



## Heat Shrink Female Snap Plug Terminals

Part #	Gauge	Diameter	Quantity	Part #	Gauge	Diameter	Quantity
RNFSPHS-156	22-18	.156	50	BNFSPHS-180	16-14	.180	50
BNFSPHS-156	16-14	.156	50				



## Non-Insulated Stop Connectors

Part #	Gauge	Quantity	Part #	Gauge	Quantity	Part #	Gauge	Quantity
XRSC	22-18	100	XBSC	16-14	100	XYSC	12-10	50



## Nylon-Insulated Stop Connectors

Part #	Gauge	Quantity	Part #	Gauge	Quantity	Part #	Gauge	Quantity
RNSC	22-18	100	BNSC	16-14	100	YNSC	12-10	50



## Nylon Moisture-Resistant Stop Connectors

Part #	Gauge	Quantity	Part #	Gauge	Quantity	Part #	Gauge	Quantity
RNSCMR	22-18	50	BNSCMR	16-14	50	YNSCMR	12-10	50



## Vinyl Stop Connectors

Part #	Gauge	Quantity	Part #	Gauge	Quantity	Part #	Gauge	Quantity
RSC	22-18	100	BSC	16-14	100	YSC	12-10	50



## Heat Shrink Stop Connectors

Part #	Gauge	Quantity	Part #	Gauge	Quantity	Part #	Gauge	Quantity
RNSCHS	22-18	50	BNSCHS	16-14	50	YNSCHS	12-10	25



## Non-Insulated Step-Down Stop Connectors

Part #	Gauge	Quantity	Part #	Gauge	Quantity
BL6SC-SD	6 TO 8	25	XBSC-SD	16 TO 22-18	100



## Vinyl Step-Down Stop Connectors

Part #	Gauge	Quantity	Part #	Gauge	Quantity
BSC-SD	16-14 to 22-18	100	YSC-SD	12-10 to 16-14	25



## Heat Shrink Step-Down Stop Connectors

Part #	Gauge	Quantity	Part #	Gauge	Quantity
BNSCHS-SD	16-14 to 22-18	50	YNSCHS-SD	12-10 to 16-14	25



## Nylon with Insulated Grip Male Disconnects

Part #	Gauge	Size	Quantity	Part #	Gauge	Size	Quantity
RNFM-187	22-18	.187	100	BNFM-250	16-14	.250	100
RNFM-250	22-18	.250	100	YNFM-250	12-10	.250	50
BNFM-187	16-14	.187	100				



## Nylon with Insulated Grip Female Disconnects

Part #	Gauge	Size	Quantity	Part #	Gauge	Size	Quantity
RNFF-187	22-18	.187	100	BNFF-250	16-14	.250	100
RNFF-250	22-18	.250	100	YNFF-250	12-10	.250	50
BNFF-110	16-14	.110	100	YNFF-375	12-10	.375	50
BNFF-187	16-14	.187	100				

# CONNECTORS & TERMINALS

02

## Nylon Fully Insulated Male Disconnects



Part #	Gauge	Size	Quantity	Part #	Gauge	Size	Quantity
RNIFM-187	22-18	.187	100	BNIFM-250	16-14	.250	50
RNIFM-250	22-18	.250	100	YNIFM-250	12-10	.250	50
BNIFM-187	16-14	.187	100				

## Nylon Fully Insulated Female Disconnects



Part #	Gauge	Size	Quantity	Part #	Gauge	Size	Quantity
RNIFF-187	22-18	.187	100	BNIFF-250	16-14	.250	50
RNIFF-250	22-18	.250	100	YNIFF-250	12-10	.250	50
BNIFF-187	16-14	.187	100				

## Nylon Fully Insulated Female Flag Disconnects



Part #	Gauge	Size	Quantity	Part #	Gauge	Size	Quantity
RNIFFL-187	22-18	.187	100	BNIFFL-250	16-14	.250	100
RNIFFL-250	22-18	.250	100				

## Vinyl with Insulated Grip Male Disconnects



Part #	Gauge	Size	Qty	Part #	Gauge	Size	Qty	Part #	Gauge	Size	Qty
RFM-187	22-18	.187	100	BFM-187	16-14	.187	100	YFM-250	12-10	.250	50
RFM-250	22-18	.250	100	BFM-250	16-14	.250	100				

## Vinyl with Insulated Grip Female Disconnects



Part #	Gauge	Size	Qty	Part #	Gauge	Size	Qty	Part #	Gauge	Size	Qty
RFF-187	22-18	.187	100	BFF-187	16-14	.187	100	YFF-250	12-10	.250	50
RFF-250	22-18	.250	100	BFF-250	16-14	.250	100	YFF-375	12-10	.375	50
BFF-110	16-14	.110	100								

## Heat Shrink with Insulated Grip Male Disconnects



Part #	Gauge	Size	Quantity	Part #	Gauge	Size	Quantity
RFMHS-250	22-18	.250	50	YFMHS-250	12-10	.250	25
BFMHS-250	16-14	.250	50				

## Heat Shrink with Insulated Grip Female Disconnects



Part #	Gauge	Size	Quantity	Part #	Gauge	Size	Quantity
RFFHS-250	22-18	.250	50	YFFHS-250	12-10	.250	25
BFFHS-250	16-14	.250	50				

## Heat Shrink Fully Insulated Male Disconnects



Part #	Gauge	Size	Quantity	Part #	Gauge	Size	Quantity
RNIFMHS-250	22-18	.250	50	YNIFMHS-250	12-10	.250	25
BNIFMHS-250	16-14	.250	50				

## Heat Shrink Fully Insulated Female Disconnects



Part #	Gauge	Size	Quantity	Part #	Gauge	Size	Quantity
RNIFFHS-250	22-18	.250	50	YNIFFHS-250	12-10	.250	25
BNIFFHS-250	16-14	.250	50				

## Nylon Piggy Back Connectors



Part #	Gauge	Size	Quantity	Part #	Gauge	Size	Quantity
RNPBF-250	22-19	.250	50	BNPBF-250	16-14	.250	50

## Nylon 3-Way Connectors



Part #	Gauge	Quantity	Part #	Gauge	Quantity	Part #	Gauge	Quantity
RN3W	22-18	50	BN3W	16-14	50	YN3W	12-10	25

## Nylon 4-Way Connectors



Part #	Gauge	Quantity	Part #	Gauge	Quantity	Part #	Gauge	Quantity
RN4W	22-18	50	BN4W	16-14	50	YN4W	12-10	25

## Vinyl 3-Way Connectors



Part #	Gauge	Quantity	Part #	Gauge	Quantity	Part #	Gauge	Quantity
R3W	22-18	50	B3W	16-14	50	Y3W	12-10	25

# CONNECTORS & TERMINALS

02



## Vinyl 4-Way Connectors

Part #	Gauge	Quantity	Part #	Gauge	Quantity	Part #	Gauge	Quantity
R4W	22-18	50	B4W	16-14	50	Y4W	12-10	25



## Heat Shrink 3-Way Connectors

Part #	Gauge	Quantity	Part #	Gauge	Quantity	Part #	Gauge	Quantity
R3WHS	22-18	50	B3WHS	16-14	50	Y3WHS	12-10	25



## Heat Shrink 4-Way Connectors

Part #	Gauge	Quantity	Part #	Gauge	Quantity	Part #	Gauge	Quantity
R4WHS	22-18	50	B4WHS	16-14	50	Y4WHS	12-10	25



## Nylon Wire Pin Connectors

Part #	Gauge	Quantity	Part #	Gauge	Quantity	Part #	Gauge	Quantity
RNWPT	22-18	100	BNWPT	16-14	100	YNWPT	12-10	50



## Vinyl Wire Pin Connectors

Part #	Gauge	Quantity	Part #	Gauge	Quantity	Part #	Gauge	Quantity
RWPT	22-18	100	BWPT	16-14	100	YWPT	12-10	50



## Nylon Closed-End Connectors

Part #	Gauge	Quantity	Part #	Gauge	Quantity	Part #	Gauge	Quantity
RDEC	22-18	100	BDEC	16-14	100	YDEC	12-10	50

## GA Nylon Connectors



Part #	GA	Ring Size	Qty	Part #	GA	Ring Size	Qty	Part #	GA	Ring Size	Qty
BILN810	8	10	25	BILN8SC	8	Stop	25	BILN638	6	3/8	25
BILN814	8	1/4	25	BILN8SC-SD	8	Step-Down	25	BILN612	6	1/2	25
BILN8516	8	5/16	25	BILN610	6	10	25	BILN658	6	5/8	25
BILN838	8	3/8	25	BILN614	6	1/4	25	BILN6SC	6	Stop	25
BILN812	8	1/2	25	BILN6516	6	5/16	25	BILN6SC-SD	6	Step-Down	25
BILN858	8	5/8	25								

## GA Vinyl Connectors



Part #	GA	Ring Size	Qty	Part #	GA	Ring Size	Qty	Part #	GA	Ring Size	Qty
BIL810	8	10	25	BIL8SC-SD	8	Step-Down	25	BIL6SC-SD	6	Step-Down	25
BIL814	8	1/4	25	BIL610	6	10	25	BIL414	4	1/4	25
BIL8516	8	5/16	25	BIL614	6	1/4	25	BIL4516	4	5/16	25
BIL838	8	3/8	25	BIL6516	6	5/16	25	BIL438	4	3/8	25
BIL812	8	1/2	25	BIL638	6	3/8	25	BIL412	4	1/2	10
BIL858	8	5/8	25	BIL612	6	1/2	25	BIL4SC	4	1/2	25
BIL8SC	8	Stop	25	BIL6SC	6	Stop	25				

## GA Non-Insulated Connectors



Part #	GA	Type	Qty	Part #	GA	Type	Qty	Part #	GA	Type	Qty
BL810	8	10	50	BL438	4	3/8	25	BL2014	2/0	1/4 Ring	10
BL814	8	1/4	50	BL412	4	1/2	25	BL20516	2/0	5/16 Ring	10
BL8516	8	5/16	50	BL458	4	5/8	25	BL2038	2/0	3/8 Ring	10
BL838	8	3/8	50	BL4516FLF	4	5/16 Flag	25	BL2012	2/0	1/2 Ring	10
BL812	8	1/2	50	BL438FLF	4	3/8 Flag	25	BL20516FLF	2/0	5/16 Flag	10
BL858	8	5/8	25	BL4SC	4	Stop	25	BL2038FLF	2/0	3/8 Flag	10
BL8SC	8	Stop	25	BL214	2	1/4 Ring	25	BL2012FLF	2/0	1/2 Flag	10
BL8SC-SD	8	Step-Down	50	BL2516	2	5/16 Ring	25	BL20SC	2/0	Stop	10
BL610	6	10	25	BL238	2	3/8 Ring	25	BL3038	3/0	3/8 Ring	10
BL614	6	1/4	25	BL212	2	1/2 Ring	25	BL3012	3/0	1/2 Ring	10
BL6516	6	5/16	25	BL2516FLF	2	5/16 Flag	25	BL30516FLF	3/0	5/16 Flag	10
BL638	6	3/8	25	BL238FLF	2	3/8 Flag	25	BL3038FLF	3/0	3/8 Flag	10
BL612	6	1/2	25	BL2SC	2	Stop	25	BL3012FLF	3/0	1/2 Flag	10
BL658	6	5/8	25	BL1014	1/0	1/4 Ring	10	BL30SC	3/0	Stop	10
BL6SC	6	Stop	25	BL10516	1/0	5/16 Ring	10	BL4014	4/0	1/4 Ring	5
BL6SC-SD	6	Step-Down	25	BL1038	1/0	3/8 Ring	10	BL40516	4/0	5/16 Ring	5
BL410	4	10	25	BL1012	1/0	1/2 Ring	10	BL4038	4/0	3/8 Ring	5
BL414	4	1/4	25	BL1058	1/0	5/8 Ring	10	BL4012	4/0	1/2 Ring	5
BL4516	4	5/16	25	BL1014FLF	1/0	1/4 Flag	10	BL40516FLF	4/0	5/16 Flag	5
BL438	4	3/8	25	BL10516FLF	1/0	5/16 Flag	10	BL4038FLF	4/0	3/8 Flag	5
BL412	4	1/2	25	BL1038FLF	1/0	3/8 Flag	10	BL4012FLF	4/0	1/2 Flag	5
BL458	4	5/8	25	BL10SC	1/0	Stop	10	BL40SC	4/0	Stop	5
BL4516FLF	4	5/16 Flag	25								



# CONNECTORS & TERMINALS

## 8 GA Non-Insulated with Heat Shrink Connectors



Part #	GA	Ring Size	Qty	Part #	GA	Ring Size	Qty	Part #	GA	Ring Size	Qty
BL810HS	8	10	25	BL8516HS	8	5/16	25	BL8SCHS	8	Stop	25
BL814HS	8	1/4	25	BL838HS	8	3/8	25	BL8SCHS-SD	8	Step-Down	10

## Copper Split Bolts



Part #	GA	Qty	Part #	GA	Qty	Part #	GA	Qty	Part #	GA	Qty
SBC-10	10	50	SBC-4	4	25	SBC-1/0	1/0	10	SBC-3/0	3/0	5
SBC-12	12	50	SBC-6	6	25	SBC-2/0	2/0	5	SBC-4/0	4/0	5
SBC-2	2	25	SBC-8	8	25						

## Copper Mechanical Lugs; Slotted Screw



Part #	Gauge	Qty	Part #	Gauge	Qty	Part #	Gauge	Qty	Part #	Gauge	Qty
SLU-25	14-10	5	SLU-35	14-6	5	SLU-70	8-2	5	SLU-125	6-1/0	5

## Weather Pack Male Terminals



Part #	Gauge	Material	Plate	Qty	Part #	Gauge	Material	Plate	Qty
PAC12124587	12	Tin Brass	Tin	25	PAC12089040	20-18	Tin Brass	Tin	25
PAC12124582	16-14	Tin Brass	Tin	25	PAC12089307	24-22	Tin Brass	Tin	25

## Weather Pack Female Terminals



Part #	Gauge	Material	Plate	Qty	Part #	Gauge	Material	Plate	Qty
PAC12124581	12	Tin Brass	Tin	25	PAC12089188	20-18	Tin Brass	Tin	25
PAC12124580	16-14	Tin Brass	Tin	25	PAC12020801	24-22	Tin Brass	Tin	25

## Cable Seals and Cavity Plugs



Part #	Gauge	Wire Diameter	Color	Part #	Gauge	Material	Plate
PAC12015193	12-10	4.30-3.45mm	Blue	PAC12015899	22-20	1.70-1.29mm	Red
PAC12010293	16-14	3.49-2.81mm	Gray	PAC12041351	20-18	2.42-2.03mm	Tan
PAC12015323	20-18	2.85-2.03mm	Green	PAC12010300	-	-	Green
PAC12089679	24-20	2.15-1.60mm	Purple				

## TPA Locks



Part #	Description	Quantity
PAC12020833	PBT material; Gray color	25

## Weather Pack Sealed Connectors

Current capability: 0-20 amps; 1 terminal and 1 cable seal are required for each cavity; A TPA secondary lock is required for each connector (sold separately); Cavity plugs are required for each unused cavity

## Weather Pack Male Connectors



Part #	Cavities	Slot Configuration	Quantity
PAC12010996	1 Flat		5
PAC12010973	2 Flat		5
PAC12010717	3 Flat		5
PAC12020827	3 Flat		5
PAC1201974	4 Flat		5
PAC12020830	4 Flat		5
PAC12015024	4 Square		5
PAC12020786	6 Flat		2

# CONNECTORS & TERMINALS

02



## Weather Pack Female Connectors

Part #	Cavities	Slot Configuration	Quantity
PAC12015791	1 Flat		5
PAC12015792	2 Flat		5
PAC12015793	3 Flat		5
PAC12010829	3 Flat		5
PAC12015797	4 Flat		5
PAC12010832	4 Flat		5
PAC12015798	4 Square		5
PAC12020926	6 Flat		2



## Weather Pack Tools

Part #	Description	Quantity
PAC12014012	Terminal Removal Tool	1
PAC12033495	Cable Seal Insert Tool	1
PAC12085270	Two-Step Crimper for 16-12 GA Wire	1
PAC12014254	One-Step Crimper for 20-14 Wire	1

# 03

## ELECTRICAL COMPONENTS

Battery Terminals	036
Industrial Battery Connectors	038
Power Pole Connectors	039
Lugs and Cable Splices	039
Convolute Split Loom	040
Heat Shrink	041
Fuses and Fuse Holders	042
Fuse Accessories	045
Circuit Breakers	046
Flashers and Relays	049

# ELECTRICAL COMPONENTS

03



## Straight Crimp Battery Terminals

Tin Plated Standard	Tin Plated Color Coded	Cable Size	Polarity	Tool Die Codes	Qty	Description
BT-4N	BT-4NCC	4	Negative	Green J-H	5	Tin-plated copper. Resists corrosion. Thick wall for strong crimp. Cable Size and polarity imprinted on terminal.
BT-4P	BT-4PCC	1-2	Positive	Pink H-H	5	
BT-4U	BT-4UCC	4	Universal	Green J-H	5	
BT-1-2N	BT-1-2NCC	1-2	Negative	Pink H-H	5	
BT-1-2P	BT-1-2PCC	1-2	Positive	Green J-H	5	
BT-10N	BT-10NCC	1/0	Negative	Pink H-H	5	
BT-10P	BT-10PCC	1/0	Positive	Pink H-H	5	
BT-20N	BT-20NCC	2/0	Negative	Orange A-C	5	
BT-20P	BT-20PCC	2/0	Positive	Orange A-C	5	
BT-30N	BT-30NCC	3/0	Negative	Purple A-B	5	
BT-30P	BT-30PCC	3/0	Positive	Purple A-B	5	
BT-40N	BT-40NCC	4/0	Negative	Yellow A-A	5	
BT-40P	BT-40PCC	4/0	Positive	Yellow A-A	5	



## Right Angle Crimp Battery Terminals

Tin Plated Standard	Tin Plated Color Coded	Cable Size	Polarity	Tool Die Codes	Qty	Description
BT-10NRA	BT-10NRACC	1/0	Negative	Black E-A	5	Tin-plated copper. Resists corrosion. Thick wall for strong crimp. Cable size and polarity imprinted on terminal.
BT-10PRA	BT-10PRACC	1/0	Positive	Black E-A	5	
BT-20NRA	BT-20NRACC	2/0	Negative	Orange A-C	5	
BT-20PRA	BT-20PRACC	2/0	Positive	Orange A-C	5	
BT-30NRA	BT-30NRACC	3/0	Negative	Purple A-B	5	
BT-30PRA	BT-30PRACC	3/0	Positive	Purple A-B	5	



## Left Angle Crimp Battery Terminals

Tin Plated Standard	Tin Plated Color Coded	Cable Size	Polarity	Tool Die Codes	Qty	Description
BT-10NLA	BT-10NLACC	1/0	Negative	Black E-A	5	Tin-plated copper. Resists corrosion. Thick wall for strong crimp. Cable size and polarity imprinted on terminal.
BT-10PLA	BT-10PLACC	1/0	Positive	Black E-A	5	
BT-20NLA	BT-20NLACC	2/0	Negative	Orange A-C	5	
BT-20PLA	BT-20PLACC	2/0	Positive	Orange A-C	5	
BT-30NLA	BT-30NLACC	3/0	Negative	Purple A-B	5	
BT-30PLA	BT-30PLACC	3/0	Positive	Purple A-B	5	



## Flag Crimp Battery Terminals

Tin Plated Standard	Tin Plated Color Coded	Cable Size	Polarity	Tool Die Codes	Qty	Description
BT-10NFL	BT-10NFLCC	1/0	Negative	Black E-A	5	Tin-plated copper. Resists corrosion. Thick wall for strong crimp. Cable size and polarity imprinted on terminal.
BT-10PFL	BT-10PFLCC	1/0	Positive	Black E-A	5	
BT-20NFL	BT-20NFLCC	2/0	Negative	Orange A-C	5	
BT-20PFL	BT-20PFLCC	2/0	Positive	Orange A-C	5	
BT-30NFL	BT-30NFLCC	3/0	Negative	Purple A-B	5	
BT-30PFL	BT-30PFLCC	3/0	Positive	Purple A-B	5	
BT-40NFL	BT-40NFLCC	4/0	Negative	Yellow A-A	5	
BT-40PFL	BT-40PFLCC	4/0	Positive	Yellow A-A	5	



## Side Mount Battery Terminals

Tin Plated Standard	Cable Size	Polarity	Tool Die Codes	Qty	Tin Plated Standard	Cable Size	Polarity	Tool Die Codes	Qty	Description
BT-4SM	4	Universal	Gray K-K	5	BT-1SM	1	Universal	Green J-H	5	Tin-plated copper. Resists corrosion. Thick wall for strong crimp.
BT-2SM	2	Universal	Brown J-H	5	BT-10SM	1/0	Universal	Pink H-H	5	



## Heavy Duty Side Mount Battery Terminals

Part #	Cable Size	Polarity	Qty	Description
BT-888SM	8 GA to 2/0 GA	Universal - holds cable or strap	10	Fits positive or negative posts. Threaded clamp avoids pullout



## Post Type Side Terminal Adapter

Part #	Stud Size	Polarity	Qty	Description
BT-SAP	3/8	Positive	5	Converts post terminal battery for use with side terminal cables.
BTSAN	3/8	Negative	5	



## Side Terminal Charging Posts

Part #	Thread Type	Stud Size	Polarity	Qty	Description
BT-MPP	Male	3/8	Positive	10	Facilitates charging and testing of side terminal batteries. Posts have 3/8" threaded stud to screw into side terminal batteries.
BT-MPN	Male	3/8	Negative	10	

# ELECTRICAL COMPONENTS

03

## Side Mount Bolt



Part #	Type	Qty	Part #	Type	Qty	Description
BT-SMB	OEM Steel Zinc Plate	10	BT-SMB-L	OEM Long Steel Zinc Plate	5	Hardware meets/exceeds OEM specifications

## Stud Type Battery Terminals



Tin Plated Standard	Cable Size	Polarity	Tool Die Codes	Qty	Tin Plated Standard	Cable Size	Polarity	Tool Die Codes	Qty	Description
BT-4ST	4	Universal	Green J-H	10	BT-20ST	2/0	Universal	Orange A-C	5	Tin-plated copper. Resists corrosion. Thick wall for strong crimp.
BT-1-2ST	1-2	Universal	Pink H-H	5	BT-30ST	3/0	Universal	Purple A-B	5	
BT-10ST	1/0	Universal	Black E-A	5	BT-40ST	4/0	Universal	Yellow A-A	5	

## Stud Type Flag Battery Terminals



Tin Plated Standard	Cable Size	Polarity	Tool Die Codes	Qty	Tin Plated Standard	Cable Size	Polarity	Tool Die Codes	Qty	Description
BT-10STFL	1/0	Universal	Black E-A	5	B-30STFL	3/0	Universal	Purple A-B	5	Tin-plated copper. Resists corrosion. Thick wall for strong crimp.
BT-20STFL	2/0	Universal	Orange A-C	5	BT-40STFL	4/0	Universal	Yellow A-A	5	

## Wing Nut Stud Type Flag Battery Terminals



Part #	Stud Size	Polarity	Qty	Part #	Stud Size	Polarity	Qty	Description
BT-60A	3/8	Positive	5	BT-60	5/16	Negative	5	Brass plated wing nut. Convert to marine or other special uses.

## Right Angle Stud Type Battery Terminals



Part #	Type	Polarity	Qty	Description
BT-RAMP	Zinc Plated	Positive	5	Measures 3/4" high. Long bolt permits additional power connection.
BT-RAMN	Steel Fastener	Negative	5	

## Stud Style Conversion Posts



Part #	Stud	Thread Type	Polarity	Qty	Part #	Thread Type	Polarity	Qty	Description
BT-FPP	3/8"	Female	Positive	10	BT-FPU	Female	Universal	10	Use to convert 3/8" stud type terminals to post type terminals
BT-FPN	3/8"	Female	Negative	10					

## Heavy Duty Top Post Battery Terminal & Heavy Duty Commercial Terminal



Part #	Cable Size	Commercial	Polarity	Qty	Description
BT-888L	2/0 to 4/0 GA	No	Universal	10	Fits positive or negative posts. Threaded clamp avoids pull out. Holds cable or strap.
BT-8882/0L	2/0 to 4/0 GA	Yes	Universal	10	

## 3-Way Top Post Battery Terminal & 3-Way Commercial Top Post Terminal



Fits positive or negative posts; Universal - holds cable or strap; Threaded clamp avoids pull-out

Part #	Cable Size	Polarity	Commercial	Qty	Part #	Cable Size	Polarity	Commercial	Qty
BT-3W-P	6 GA to 1 GA	Positive	No	5	BT-3WF-P	6 GA to 1 GA	Positive	Yes	5
BT-3W-N	6 GA to 1 GA	Negative	No	5	BT-3WF-N	6 GA to 1 GA	Negative	Yes	5

## Lead Battery Post Shim



Part #	Description	Quantity
BT-821	Rebuild battery post/cable clamp connections	25

## Battery Bolt and Shoulder Nuts



Part #	Size	Qty	Part #	Size	Qty	Description
BT-BNBC	5/16-18 x 1-1/4	25	BT-BNBC-2	1/4-20 x 5/8	25	Both battery bolts and shoulder nuts are made of steel and zinc plated.
BT-BNBC-1	5/16-18 x 1-1/2	25	BT-BNBC-3	3/8-16 x 2	25	

## Stud Nut Group 31 Battery



Part #	Size	Color	Material	Qty	Part #	Size	Color	Material	Qty
BT-MFSNR	3/8-16	Red	Plastic	10	BT-MFSSNR	3/8-16	Red Coated	Stainless Steel	5
BT-MFSNB	3/8-16	Black	Plastic	10	BT-MFSSNB	3/8-16	Black Coated	Stainless Steel	5
Stud top battery nut works with a 3/8 stud.					BT-MFSN	3/8-16	-	Stainless Steel	10

## Solder Slug Pellet



Part #	Cable Size	Color	Qty	Part #	Cable Size	Color	Qty	Description
BT-SSP-1	1	Pink	5	BT-SSP10	1/0	Black	5	Fast method for attaching a battery lug to a cable and creates a rugged sealed connection for optimum performance.
BT-SSP-2	2	Green	10	BT-SSP20	2/0	Orange	5	
BT-SSP-4	4	Gray	10	BT-SSP30	3/0	Purple	5	

# ELECTRICAL COMPONENTS

03



## Battery Bolt Extender

Part #	Description	Quantity
BT-USMA	Brass Side Mount Adapter (used for powerful hook up for direct connections of accessories to batteries)	5



## Industrial Battery Connectors - Assemblies

Part #	Amp	Size	Gauge	Color	Qty	Part #	Amp	Size	Gauge	Color	Qty
SBC650GY	50	1-7/8" x 1-3/8"	6	Gray	1	SBC2175BL	175	3-1/8" x 2-1/8"	2	Blue	1
SBC4175GY	175	3-1/8" x 2-1/8"	4	Gray	1	SBC10175BL	175	3-1/8" x 2-1/8"	1/0	Blue	1
SBC2175GY	175	3-1/8" x 2-1/8"	2	Gray	1	SBC10350BL	350	4-1/4" x 2-3/4"	1/0	Blue	1
SBC10175GY	175	3-1/8" x 2-1/8"	1/0	Gray	1	SBC20350BL	350	4-1/4" x 2-3/4"	2/0	Blue	1
SBC10350GY	350	4-1/4" x 2-3/4"	1/0	Gray	1	Single piece housings of impact-resistant polycarbonate offer both high physical strength and superior dielectric properties. Self-cleaning contact design resists arcing by keeping conductive surfaces clean and free of corrosion. Integral stainless steel springs maintain constant pressure on the contact to ensure a consistent, low-resistant connection. Color-coded to ensure correct connection: Red (24 volt); Gray (36 volt); and Blue (48 volt); 600 volt maximum connectors.					
SBC20350GY	350	4-1/4" x 2-3/4"	2/0	Gray	1						
SBC650RD	50	1-7/8" x 1-3/8"	6	Red	1						
SBC4175RD	175	3-1/8" x 2-1/8"	4	Red	1						
SBC2175RD	175	3-1/8" x 2-1/8"	2	Red	1						
SBC10175RD	175	3-1/8" x 2-1/8"	1/0	Red	1						
SBC10350RD	350	4-1/4" x 2-3/4"	1/0	Red	1						
SBC2035RD	350	4-1/4" x 2-3/4"	2/0	Red	1						
SBC4175BL	175	3-1/8" x 2-1/8"	4	Blue	1						

## Industrial Battery Connectors Accessories- Connector Housing



Part #	Amp	Volt	Color	Qty	Part #	Amp	Volt	Color	Qty	Description
SBC50GYH	50	600	Gray	1	SBC175RDH	175	600	Red	1	Can continue to AC or DC operation. Mechanical keys molded into connectors to ensure only the same colors will mate. Single piece housing & modular provide industrial quality & durability with minimum inventory.
SBC175GYH	175	600	Gray	1	SBC350RDH	350	600	Red	1	
SBC350GYH	350	600	Gray	1	SBC175BLH	175	600	Blue	1	
SBC50RDH	50	600	Red	1	SBC350BLH	350	600	Blue	1	

## Crimp Connectors



Part #	Gauge	Amp	Qty	Part #	Gauge	Amp	Qty	Description
SBC1250CC	10-12	50	1	SBC10175CC	1/0	175	1	Use a crimp tool for solid dependable crimps. Ideal for general, commercial, and industrial applications.
SBC6580CC	6	50	1	SBC10350CC	1/0	350	1	
SBC4175CC	4	175	1	SBC20350CC	2/0	350	1	
SBC2175CC	2	175	1	SBC40350CC	4/0	350	1	

## Fusion Solder Connectors



Part #	Gauge	Amp	Qty	Part #	Gauge	Amp	Qty	Description
SBC650FC	6	50	1	SBC10175FC	1/0	175	1	Pre-loaded with flux and solder. Ready to use - just add heat. Especially good in presence of destruction vibration or corrosive chemicals.
SBC4175FC	4	175	1	SBC10350FC	1/0	350	1	
SBC20175FC	2	175	1	SBC20350FC	2/0	350	1	

## Dust Covers

Protects connectors from dust and other particles



Part #	Amp	Color	Qty	Part #	Amp	Color	Qty	Part #	Amp	Color	Qty
SBC50DCBK	50	Black	1	SBC350DCBK	350	Black	1	SBC175DCRD	175	Red	1
SBC175DCBK	175	Black	1	SBC50DCRD	50	Red	1	SBC350DCRD	350	Red	1

## Mounting Handle



Part #	Amp	Color	Qty	Part #	Amp	Color	Qty	Description
SBC175MHRD	175	Red	1	SBC350MHRD	350	Red	1	Helps mount connectors to surfaces where needed.

## Cable Clamps



Part #	Amp	Qty	Part #	Amp	Qty	Description
SBCC175	175	1	SBCC350	350	1	Provides strain relief to unsupported cables

## Reducer Bushings



Part #	Amp	Qty	Part #	Amp	Qty	Part #	Amp	Qty	Description
SBC101RB	From 1/0 to 1	1	SBC106RB	From 1/0 to 6	1	SBC2010RB	From 2/0 to 1/0	1	Used to ensure proper fit when crimping contact to smaller cable sizes (optional)

# ELECTRICAL COMPONENTS

03

## Power Pole Connector Assemblies



Part #	Gauge	Amp	Color	Qty	Part #	Gauge	Amp	Color	Qty	Description
SBPP1630RD	12-16	30	Red	1	SBPP10180BK	1/0	180	Black	1	UL & CSA Certified. Housing lock together to create custom solutions.
SBPP2120RD	2	120	Red	1	SBPP1630BL	12-16	30	Blue	1	
SBPP10180RD	1/0	180	Red	1	SBPP2120BL	2	120	Blue	1	
SBPP1630BK	12-16	30	Black	1	SBPP10180BL	1/0	180	Blue	1	
SBPP2120BK	2	120	Black	1						

## Power Pole Connector Accessories - Power Pole Housing



Part #	Amp	Color	Qty	Part #	Amp	Color	Qty	Part #	Amp	Color	Qty
SBPP30RDH	30	Red	1	SBPP75BKH	75	Black	1	SBPP75BLH	75	Blue	1
SBPP75RDH	75	Red	1	SBPP120BKH	120	Black	1	Single pole contact housing. Housings lock together to create custom solutions.			
SBPP120RDH	120	Red	1	SBPP30BLH	30	Black	1				
SBPP30BKH	30	Black	1								

## Power Pole Crimp Connectors



Part #	Gauge	Amp	Qty	Part #	Gauge	Amp	Qty	Part #	Gauge	Amp	Qty
SBPP1630CC	12-16	30	1	SBPP675CC	6	75	1	SBPP4180CC	4	180	1
SBPP1075CC	10-12	75	1	SBPP6120CC	6	120	1	SBPP2120CC	2	120	1
SBPP875CC	8	75	1	SBPP4120CC	4	120	1	SBPP10180CC	1/0	180	1

## Heavy Duty Power Lugs



Part #	Cable Size	Stud Size	Tool Die Codes	Qty	Part #	Cable Size	Stud Size	Tool Die Codes	Qty
BAL814	8	1/4	Red	25	BAL1516	1	5/16	Pink	10
BAL8516	8	5/16	Red	25	BAL138	1	3/8	Pink	10
BAL838	8	3/8	Red	25	BAL112	1	1/2	Pink	10
BAL614	6	1/4	Blue	25	BAL1014	1/0	1/4	Black	10
BAL6516	6	5/16	Blue	25	BAL10516	1/0	5/16	Black	10
BAL6383	6	3/8	Blue	25	BAL1038	1/0	3/8	Black	10
BAL612	6	1/2	Blue	25	BAL1012	1/0	1/2	Black	10
BAL414	4	1/4	Gray	25	BAL2014	2/0	1/4	Orange	10
BAL4516	4	5/16	Gray	25	BAL2038	2/0	3/8	Orange	10
BAL438	4	3/8	Gray	25	BAL2012	2/0	1/2	Orange	10
BAL412	4	1/2	Gray	25	BAL3038	3/0	3/8	Purple	5
BAL214	2	1/4	Green	10	BAL3012	3/0	1/2	Purple	5
BAL2516	2	5/16	Green	10	BAL4038	4/0	3/8	Yellow	5
BAL238	2	3/8	Green	10	BAL4012	4/0	1/2	Yellow	5
BAL212	2	1/2	Green	10	Tin-plated copper. Cable size identified on lugs. Lugs can be crimped and soldered, and are stackable.				
BAL114	1	1/5	Pink	10					

## Light Duty Power Lugs



Part #	Cable Size	Stud Size	Tool Die Codes	Qty	Part #	Cable Size	Stud Size	Tool Die Codes	Qty
BCL810	8	#10	Red	50	BCL138	1	3/8	Green	25
BCL814	8	1/4	Red	50	BCL112	1	1/2	Green	25
BCL8516	8	5/16	Red	50	BCL1014	1/0	1/4	Pink	25
BCL838	8	3/8	Red	50	BCL10516	1/0	5/16	Pink	25
BCL812	8	1/2	Red	50	BCL1038	1/0	3/8	Pink	25
BCL610	6	#10	Blue	25	BCL1012	1/0	1/2	Pink	25
BCL614	6	1/4	Blue	25	BCL2014	2/0	1/4	Black	25
BCL6516	6	5/16	Blue	25	BCL20516	2/0	5/16	Black	25
BCL638	6	3/8	Blue	25	BCL2038	2/0	3/8	Black	25
BCL612	6	1/2	Blue	25	BCL2012	2/0	1/2	Black	25
BCL410	4	#10	Gray	25	BCL3014	3/0	1/4	Orange	25
BCL414	4	1/4	Gray	25	BCL30516	3/0	5/16	Orange	25
BCL4516	4	5/16	Gray	25	BCL3038	3/0	3/8	Orange	25
BCL438	4	3/8	Gray	25	BCL3012	3/0	1/2	Orange	25
BCL412	4	1/2	Gray	25	BCL4014	4/0	1/4	Purple	25
BCL214	2	1/4	Brown	25	BCL40516	4/0	5/16	Purple	25
BCL2516	2	5/16	Brown	25	BCL4038	4/0	3/8	Purple	25
BCL238	2	3/8	Brown	25	BCL4012	4/0	1/2	Purple	25
BCL212	2	1/2	Brown	25	Copper. Cable size identified on lugs. Lugs can be crimped and soldered, and are stackable.				
BCL114	1	1/4	Green	25					
BCL1516	1	5/16	Green	25					

## Battery Lug



Part #	Cable Size	Tool Die Codes	Qty	Part #	Cable Size	Tool Die Codes	Qty	Part #	Cable Size	Tool Die Codes	Qty	Description
BAC438	4	Gray	5	BAC1038	1/0	Black	5	BAC3038	3/0	Purple	5	High conductivity copper. Lead plated.
BAC238	2	Green	5	BAC2038	2/0	Orange	5	BAC4038	4/0	Yellow	5	
BAC138	1	Pink	5									

# ELECTRICAL COMPONENTS

03

## Heavy Duty Power Splices



Part #	Cable Size	Tool Die Codes	Qty	Part #	Cable Size	Tool Die Codes	Qty	Part #	Cable Size	Tool Die Codes	Qty	Description
BAS8	8	Red	10	BAS2	2	Green	5	BAS20	2/0	Orange	5	Tin-plated copper. Extra thick wall for greater strength and conductivity.
BAS6	6	Blue	10	BAS1	1	Pink	5	BAS30	3/0	Purple	5	
BAS4	4	Gray	5	BAS10	1/0	Black	5	BAS40	4/0	Yellow	5	

## Light Duty Cable Splices



Part #	Cable Size	Tool Die Codes	Qty	Part #	Cable Size	Tool Die Codes	Qty	Part #	Cable Size	Tool Die Codes	Qty	Description
BSC8	8	Red	5	BSC2	2	Green	5	BSC20	2/0	Orange	5	Tin-plated copper. Thick walls for strong crimping.
BSC6	6	Blue	5	BSC1	1	Pink	5	BSC30	3/0	Purple	5	
BSC4	4	Gray	5	BSC10	1/0	Black	5	BSC40	4/0	Yellow	5	

## Black Polyethylene Convuluted Split Loom



Part #	Dia	Qty	Part #	Dia	Qty	Part #	Dia	Qty	Description
CONV1/8	1/8	100	CONV1/2	1/2	100	CONV11/8	1-1/8	25	Provides heavy duty protection against abrasion and pinching; Provides protection for wire, cable, tubing, and hoses; Operating range has a minimum of -40°F and a maximum of 200°F; Bulk quantities are available
CON1/4	1/4	100	CONV5/8	5/8	50	CONV11/4	1-1/4	25	
CONV5/16	5/16	100	CONV3/4	3/4	50	CONV11/2	1-1/2	25	
CONV3/8	3/8	100	CONV7/8	7/8	50	CONV13/4	1-3/4	25	
CONV7/16	7/16	100	CONV1	1	50	CONV2	2	25	

## Multi-Color Polyethylene Convuluted Split Loom



Part #	Dia	Color	Qty	Part #	Dia	Color	Qty	Description
CONV1/4Y	1/4	Yellow	100	CONV1/2R	1/2	Red	100	Provides protection for wire, cable, tubing, and hoses; Operating range has a minimum of -40°F and a maximum of 200°F; Bulk quantities are available
CONV3/8R	3/8	Red	100	CONV1/2Y	1/2	Yellow	100	
CONV3/8Y	3/8	Yellow	100	CON3/4R	3/4	Red	50	
CON1/2R	1/2	Red	100	CON3/4WH	3/4	White	50	

## Hi-Temp Black Polyethylene Convuluted Split Loom



Part #	Dia	Qty	Part #	Dia	Qty	Description
CONV1/4HT	1/4	100	CONV5/8HT	5/8	50	Provides protection for wire, cable, tubing, and hoses; Operating range has a minimum of -40°F and a maximum of 300°F; Bulk quantities are available
CONV5/16HT	5/16	100	CONV3/4HT	3/4	50	
CONV3/8HT	3/8	100	CONV1HT	1	50	
CONV1/2HT	1/2	100	CONV11/4HT	1-1/4	25	

## Black Loom Fittings

Loom fittings will help speed your assembly and improve the appearance of your product. All fittings are of one piece black polypropylene and snap together.

### Tee



Part #	Dimensions	Qty	Part #	Dimensions	Qty	Description
CONV1/4T	1/4 x 1/4 x 1/4	5	CONV1/2T	1/2 x 1/2 x 1/2	5	Tee fittings quickly connect breakouts to the loom; Black polypropylene
CONV3/8T	3/8 x 3/8 x 3/8	5				

### Clip



Part #	Dia	Mount Dia	Qty	Part #	Dia	Mount Dia	Qty	Description
CONV1/4LC	1/4	1/4	10	CONV1/2LC	1/2	1/2	10	Rosebud clips secure the loom end and provide a quick mount; Snaps into a 1/4" diameter hole up to 150" thick material
CONV3/8LC	3/8	3/8	10					

### Outlet



Part #	Dia	Qty	Part #	Dia	Qty	Part #	Dia	Qty	Description
CONV1/4OT	1/4	5	CONV3/8OT	3/8	5	CONV1/2OT	1/2	5	Black outlets hold loom tight at breakouts. Snaps together and helps speed up your assembly.

## Woven Cotton Fabric Loom



Part #	Dia	Qty	Part #	Dia	Qty	Description
ALB3/16	3/16	100'	ALB1/2	1/2	50'	Tubing is saturated with an asphalt compound to bind the weave and prevent moisture absorption and is flame retardant. Ideal for harsh environments and provides excellent protection against abrasion, noise, and short circuits. Used to protect wire, air brake tubing, fuel lines, and control rods. Non-metallic, woven, asphaltic coated.
ALB1/4	1/4	100'	ALB5/8	5/8	50'	
ALB5/16	5/16	100'	ALB3/4	3/4	50'	
ALB3/8	3/8	100'				



# ELECTRICAL COMPONENTS

03

## Expandable Sleeving



Part #	Nom ID Ins.	Expansion Size Min-Max	Qty	Description
EXSLV-1/4BK	1/4	1/8 - 7/16	50'/100'	The polyethylene terephthalate is an ideal cover for outboard motor cables, marine hoses, trailer chains, and harness assemblies. Highly flexible, lightweight, and resistant to rot, fungus, solvents, cleaning agents, cuts, and abrasions. Ideal for high flexibility applications. Expands to 2x the original size. Manufactured to meet UL, CSA, and FMVSS 302 requirements.
EXSLV-3/8BK	3/8	3/16 - 5/8	50'/100'	
EXSLV-1/2BK	1/2	1/4 - 3/4	25'/100'	
EXSLV-3/4BK	3/4	1/2 - 1-1/4	25'/100'	

## 50ft Small Spool Heat Shrinkable Tubing



Part #	ID Ins. Exp.	ID Ins. Rec.	Wall Thick	Part #	ID Ins. Exp.	ID Ins. Rec.	Wall Thick	Part #	ID Ins. Exp.	ID Ins. Rec.	Wall Thick
HS1/16BK-50FT	.063	.031	.017"	HS3/16BK-50FT	.187	.093	.020"	HS3/8BK-50FT	.375	.187	.025"
HS3/32BK-50FT	.093	.046	.020"	HS1/4BK-50FT	.250	.125	.020"	HS1/2BK-50FT	.500	.250	.025"
HS1/8BK-50FT	.125	.062	.020"	HS5/16BK-50FT	.312	.156	.025"				

## Heavy Wall Mil-Spec Heat Shrink Tubing with Sealant



Part #	Length	Color	ID - Ins. Exp.	ID - Ins. Rec.	Wire Range	Wall Thick	Qty	Description
HS18-14BK	6"	Black	.300	.100	18-14 GA	.060"	5	AMS-DTL-23053/1; 500V/Mil. -55°C to 100°C. 3:1 shrink ratio. Polyolefin material. Rigid adhesive lined tubing with a high flame resistance suitable for direct burial.
HS12-6BK	6"	Black	.400	.150	12-6 GA	.070"	5	
HS6-1BK	6"	Black	.750	.220	8-1 GA	.090"	5	
HS4-3/0BK	6"	Black	1.100	.375	2-4/0 GA	.120"	5	
HS4/0-400BK	6"	Black	1.500	.500	4/0-400 MCM	.160"	5	
HS12-6BK12L	12"	Black	.400	.150	12-6 GA	.070"	5	
HS6-1BK12L	12"	Black	.750	.220	8-1 GA	.090"	5	
HS12-6BK48L	48"	Black	.400	.150	12-6 GA	.070"	5	
HS6-1BK48L	48"	Black	.750	.220	8-1 GA	.090"	5	
HS18-14RD	6"	Red	.300	.100	18-14 GA	.060"	5	
HS12-6RD	6"	Red	.400	.150	12-6 GA	.070"	5	
HS6-1RD	6"	Red	.750	.22	8-1 GA	.090"	5	
HS4-3/0RD	6"	Red	1.100	.375	2-4/0 GA	.120"	5	
HS4/0-400RD	6"	Red	1.500	.500	4/0-400 MCM	.160"	5	
HS12-6RD12L	12"	Red	.400	.150	12-6 GA	.070"	5	
HS6-1RD12L	12"	Red	.750	.220	8-1 GA	.090"	5	
HS12-6RD48L	48"	Red	.400	.150	12-6 GA	.070"	5	
HS6-1RD48L	48"	Red	.750	.220	8-1 GA	.090"	5	

## Thin Wall Heat Shrink Tubing - Black, Red, Clear



Part #	Length	ID - Ins. Exp.	ID - Ins. Exp.	Wall Thickness	Qty	Description
HS1/16BK	6"	.063	.031	.017"	10	MIL-DTL-23053/5 - Classes 1 & 3; 600V/Mil; -55°C to 135°C; 2:1 shrink ratio; Polyolefin material; Flexible, non-adhesive lined general purpose tubing; Effective for wire bundling, abrasion, resistance, and strain relief
HS3/32BK	6"	.093	.046	.020"	10	
HS1/8BK	6"	.125	.062	.020"	10	
HS3/16BK	6"	.187	.093	.020"	10	
HS1/4BK	6"	.250	.125	.020"	10	
HS5/16BK	6"	.312	.156	.025"	10	
HS3/8BK	6"	.375	.187	.025"	10	
HS1/2BK	6"	.500	.250	.025"	10	
HS3/4BK	6"	.750	.375	.030"	5	
HS1BK	6"	1.000	.500	.035"	5	
HS1-1/2BK	6"	1.500	.750	.40"	5	
HS1/16BK-48	48"	.063	.031	.017"	5	
HS3/32BK-48	48"	.093	.046	.020"	5	
HS1/8BK-48	48"	.125	.062	.020"	5	
HS1/16RD	6"	.063	.031	.017"	10	
HS3/32RD	6"	.093	.046	.020"	10	
HS1/8RD	6"	.125	.062	.020"	10	
HS3/16RD	6"	.187	.093	.020"	10	
HS1/4RD	6"	.250	.125	.020"	10	
HS5/16RD	6"	.312	.156	.025"	10	
HS3/8RD	6"	.375	.187	.025"	10	
HS1/2D	6"	.500	.250	.025"	10	
HS3/4RD	6"	.750	.375	.030"	5	
HS1RD	6"	1.000	.500	.035"	5	
HS1/16CL	6"	.063	.031	.017"	10	
HS3/32CL	6"	.093	.046	.020"	10	
HS1/8CL	6"	.125	.062	.020"	10	
HS3/16CL	6"	.187	.093	.020"	10	
HS1/4CL	6"	.250	.125	.020"	10	
HS5/16CL	6"	.312	.156	.025"	10	
HS3/8CL	6"	.375	.187	.025"	10	
HS1/2CL	6"	.500	.250	.025"	10	
HS3/4CL	6"	.750	.375	.030"	5	
HS1CL	6"	1.000	.500	.035"	5	
HS1CL-48	48"	1.000	.500	.035"	5	
HS1-1/2CL-48	48"	1.500	.750	.040"	5	

# ELECTRICAL COMPONENTS

03



## Dual Wall Heat Shrink Tubing with Sealant - Black, Red, Clear

MIL-DTL-23053/4 - Class 3; 600V/Mil; -55C to 110C; 3:1 shrink ratio; Flexible adhesive lined tubing that provides a water- and gas-tight seal for connectors and splicers; Polyolefin material.

Part #	Length	ID Ins. Exp.	Color	ID Ins. Rec.	Wire Range	Wall Thick	Qty
HS1/8AWBK	6"	.125	Black	.040	30-8 GA	.040"	10
BS3/16AWBK	6"	.187	Black	.060	20-4 GA	.040"	10
HS1/4AWBK	6"	.250	Black	.080	18-10 GA	.040"	10
HS5/16AWBK	6"	.312	Black	.100	16-8 GA	.050"	10
HS3/8AWBK	6"	.375	Black	.125	12-6 GA	.060"	10
HS1/2AWBK	6"	.500	Black	.160	8-4 GA	.070"	10
HS3/4AWBK	6"	.750	Black	.250	4-2/0 GA	.070"	5
HS1AWBK	6"	1.000	Black	.320	2-4/0 GA	.100"	5
HS1-1/4AWBK	6"	1.250	Black	.416	1-250 MCM	.100"	2
HS1-1/2AWBK	6"	1.500	Black	.510	2/0-350 MCM	.100"	2
HS1/8AWBK-48	48"	.125	Black	.040	30-8 GA	.040"	5
HS3/16AWBK-48	48"	.187	Black	.060	20-4 GA	.040"	5
HS1/4AWBK-48	48"	.250	Black	.080	18-10 GA	.040"	5
HS5/16AWBK-48	48"	.312	Black	.100	16-8 GA	.050"	5
HS3/8AWBK-48	48"	.375	Black	.125	12-6 GA	.060"	5
HS1/2AWBK-48	48"	.500	Black	.160	8-4 GA	.070"	5
HS3/4AWBK-48	48"	.750	Black	.250	4-2/0 GA	.070"	5
HS1AWBK-48	48"	1.000	Black	.320	2-4/0 GA	.100"	1
HS1-1/4AWBK-48	48"	1.250	Black	.416	1-250 MCM	.100"	1
HS1-1/2AWBK-48	48"	1.500	Black	.510	2/0-350 MCM	.100"	1
HS1/8AWRD	6"	.125	Red	.040	30-8 GA	.040"	10
HS3/16AWRD	6"	.187	Red	.060	20-4 GA	.040"	10
HS1/4AWRD	6"	.250	Red	.080	18-10 GA	.040"	10
HS5/16AWRD	6"	.312	Red	.100	16-8 GA	.050"	10
HS3/8AWRD	6"	.375	Red	.125	12-6 GA	.060"	10
HS1/2AWRD	6"	.500	Red	.160	8-4 GA	.070"	10
HS3/4AWRD	6"	.750	Red	.250	4-2/0 GA	.070"	5
HS1AWRD	6"	1.000	Red	.320	2-4/0 GA	.100"	5
HS1-1/4AWRD	6"	1.250	Red	.416	1-250 MCM	.100"	2
HS1-1/2AWRD	6"	1.500	Red	.510	2/0-350 MCM	.100"	2
HS1/8AWRD-48	48"	.125	Red	.040	30-8 GA	.040"	5
HS3/16AWRD-48	48"	.187	Red	.060	20-4 GA	.040"	5
HS1/4AWRD-48	48"	.250	Red	.080	18-10 GA	.040"	5
HS5/16AWRD-48	48"	.312	Red	.100	16-8 GA	.050"	5
HS3/8AWRD-48	48"	.375	Red	.125	12-6 GA	.060"	5
HS1/2AWRD-48	48"	.500	Red	.160	8-4 GA	.070"	5
HS3/4AWRD-48	48"	.750	Red	.250	4-2/0 GA	.070"	5
HS1AWRD-48	48"	1.000	Red	.320	2-4/0 GA	.100"	1
HS1-1/4AWRD-48	48"	1.250	Red	.416	1-250 MCM	.100"	1
HS1-1/2AWRD-48	48"	1.500	Red	.510	2/0-350 MCM	.100"	1
HS1/8AWCL	6"	.125	Clear	.040	30-8 GA	.040"	10
HS3/16AWCL	6"	.187	Clear	.060	20-4 GA	.040"	10
HS1/4AWCL	6"	.250	Clear	.080	18-10 GA	.040"	10
HS5/16AWCL	6"	.312	Clear	.100	16-8 GA	.050"	10
HS3/8AWCL	6"	.375	Clear	.125	12-6 GA	.060"	10
HS1/2AWCL	6"	.500	Clear	.160	8-4 GA	.070"	10
HS3/4AWCL	6"	.750	Clear	.250	4-2/0 GA	.070"	5
HS1AWCL	6"	1.000	Clear	.320	2-4/0 GA	.100"	5
HS1-1/4AWCL	6"	1.250	Clear	.416	1-250 MCM	.100"	2
HS1-1/2AWCL	6"	1.500	Clear	.510	2/0-350 MCM	.100"	2
HS1/8AWCL-48	48"	.125	Clear	.040	30-8 GA	.040"	5
HS3/16AWCL-48	48"	.187	Clear	.060	20-4 GA	.040"	5
HS1/4AWCL-48	48"	.250	Clear	.080	18-10 GA	.040"	5
HS5/16AWCL-48	48"	.312	Clear	.100	16-8 GA	.050"	5
HS3/8AWCL-48	48"	.375	Clear	.125	12-6 GA	.060"	5
HS1/2AWCL-48	48"	.500	Clear	.160	8-4 GA	.070"	5
HS3/4AWCL-48	48"	.750	Clear	.250	4-2/0 GA	.070"	5
HS1AWCL-48	48"	1.000	Clear	.320	2-4/0 GA	.100"	1
HS1-1/4AWCL-48	48"	1.250	Clear	.416	1-250 MCM	.100"	1
HS1-1/2AWCL-48	48"	1.500	Clear	.510	2/0-350 MCM	.100"	1

## MINI® Blade Fuses



Part #	Amp	Color	Qty	Part #	Amp	Color	Qty	Description
LITMIN-2	2	Gray	5	LITMIN-10	10	Red	5	Meets OEM need to protect a greater number of circuits without utilizing more space. Color coded to indicate amp rating.
LITMIN-3	3	Violet	5	LITMIN-15	15	Blue	5	
LITMIN-4	4	Pink	5	LITMIN-20	20	Yellow	5	
LITMIN-5	5	Tan	5	LITMIN-25	25	Clear	5	
LITMIN-71/2	7-1/2	Brown	5	LITMIN-30	30	Green	5	

# ELECTRICAL COMPONENTS

## ATO® Autofuse Blade Fuses



Part #	Amp	Color	Qty	Part #	Amp	Color	Qty	Part #	Amp	Color	Qty
LITATO-1	1	Black	5	LITATO-71/2	7-1/2	Brown	5	LITATO-30	30	Green	5
LITATO-2	2	Gray	5	LITATO-10	10	Red	5	LITATO-40	40	Orange	5
LITATO-3	3	Violet	5	LITATO-15	15	Blue	5	Used in most cars, trucks, buses, and off-road vehicles. Color coded to indicate amp rating.			
LITATO-4	4	Pink	5	LITATO-20	20	Yellow	5				
LITATO-5	5	Tan	5	LITATO-25	25	Clear	5				

03

## MAXI™ Blade Fuses



Part #	Amp	Color	Qty	Part #	Amp	Color	Qty	Part #	Amp	Color	Qty
LITMAX-20	20	Yellow	5	LITMAX-50	50	Red	5	LITMAX-80	80	Natural	5
LITMAX-25	25	Clear	5	LITMAX-60	60	Blue	5	Primarily used for under-hood applications. Color coded to indicate amp rating.			
LITMAX-30	30	Green	5	LIT-MAX-70	70	Tan	5				
LITMAX-40	40	Orange	5								

## AG Fuses - 1/4" x 5/8"



Part #	Amp	Qty	Part #	Amp	Qty	Part #	Amp	Qty	Description
LITAGA-1	1	5	LITAGA-5	5	5	LITAGA-15	15	5	Originally stood for "All Glass." Prefix AG is used by the automotive industry for most glass fuses. 32V AC/DC volt rating. 250V may be substituted.
LITAGA-11/2	1-1/2	5	LITAGA-6	6	5	LITAGA-20	20	5	
LITAGA-2	2	5	LITAGA-71/2	7-1/2	5	LITAGA-25	25	5	
LITAGA-21/2	2-1/2	5	LITAGA-10	10	5	LITAGA-30	30	5	
LITAGA-3	3	5							

## AG Fuses - 1/4" x 7/8"



Part #	Amp	Qty	Part #	Amp	Qty	Part #	Amp	Qty	Description
LITAGW-1	1	5	LITAGW-4	4	5	LITAGW-15	15	5	Originally stood for "All Glass." Prefix AG is used by the automotive industry for most glass fuses. 32V AC/DC volt rating. 250V may be substitute.
LITAGW-11/2	1-1/2	5	LITAGW-5	5	5	LITAGW-20	20	5	
LITAGW-21/2	2-1/2	5	LITAGW-6	6	5	LITAGW-30	30	5	
LITAGW3	3	5							

## AG Fuses - 1/4" x 1"



Part #	Amp	Qty	Part #	Amp	Qty	Part #	Amp	Qty	Description
LITAGX-2	2	5	LITAGX-20	20	5	LITAGX-30	30	5	Originally stood for "All Glass." Prefix AG is used by the automotive industrial for most glass fuses. 32V AC/DC volt rating. 250V may be substituted.
LITAGX-3	3	5	LITAGX-25	25	5				

## AG Fuses - 1/4" x 1-1/4"



Part #	Amp	Qty	Part #	Amp	Qty	Part #	Amp	Qty	Description
LITAGC-1/2	1/2	5	LITAGC-4	4	5	LITAGC-15	15	5	Originally stood for "All Glass." Prefix AG is used by the automotive industry for most glass fuses. 32V AC/DC volt rating. 250V may be substituted.
LITAGC-1	1	5	LITAGC-5	5	5	LITAGC-20	20	5	
LITAGC-11/2	1-1/2	5	LITAGC-6	6	5	LITAGC-25	25	5	
LITAGC-2	2	5	LITAGC-71/2	7-1/2	5	LITAGC-30	30	5	
LITAGC-21/2	2-1/2	5	LITAGC-8	8	5	LITAGC-35	35	5	
LITAGC-3	3	5	LITAGC-10	10	5				

## AG Fuses - 1/4" x 1-1/2"



Part #	Amp	Qty	Part #	Amp	Qty	Part #	Amp	Qty	Description
LITAGU-1	1	5	LITAGU-10	10	5	LITAGU-35	35	5	Originally stood for "All Glass." Prefix AG is used by automotive industry for most glass fuses. 32V AC/DC volt rating. 250V may be substituted.
LITAGU-2	2	5	LITAGU-15	15	5	LITAGU-40	40	5	
LITAGU-3	3	5	LITAGU-20	20	5	LITAGU-50	50	5	
LITAGU-4	4	5	LITAGU-25	25	5	LITAGU-60	60	5	
LITAGU-5	5	5	LITAGU-30	30	5				

## SFE Fuses



Part #	Amp	Qty	Part #	Amp	Qty	Description
LITSFE-4	4	5	LITSFE-14	14	5	Vary in length according to the amp rating to ensure accurate fuse placement. All are 1/4" in diameter by 5/8". 32V AC/DC volt rating. 250V may be substituted.
LITSFE-6	6	5	LITSFE-20	20	5	
LITSFE-71/2	7-1/2	5	LITSFE-30	30	5	
LITSFE-9	9	5				

## GBC Fuses



Part #	Amp	Color	Size	Qty	Description
LITGBC-5	5	Yellow	6 x 25mm	5	Ceramic type, torpdo-shaped fuse that consists of a heat-resistant body, the fuse elements stretches over the exterior of the body end to end. 32V AC/DC volt rating. 250V may be substituted.
LITGBC-8	8	White	6 x 25mm	5	
LITGBC-16	16	Red	6 x 25mm	5	
LITGBC-25	25	Blue	6 x 25mm	5	

# ELECTRICAL COMPONENTS

03



## Auto Linkpal Fuse

Part #	Color	Amp	Description	Qty	Part #	Color	Amp	Description	Qty
LITPAL20	Blue	20	Female Terminal	1/5	LITPAL430	Pink	430	9/16" Bent Male Terminal	1/5
LITPAL30	Pink	30	Female Terminal	1/5	LITPAL440	Green	440	9/16" Bent Male Terminal	1/5
LITPAL40	Green	40	Female Terminal	1/5	LITPAL450	Red	450	9/16" Bent Male Terminal	1/5
LITPAL50	Red	50	Female Terminal	1/5	LITPAL480	Black	480	9/16" Bent Male Terminal	1/5
LITPAL60	Yellow	60	Female Terminal	1/5	LITPAL4100	Blue	4100	9/16" Bent Male Terminal	1/5
LITPAL330	Pink	330	Mini Female Terminal	1/5	LITPAL230	Pink	230	13/16" Bent Male Terminal	1/5
LITPAL340	Green	340	Mini Female Terminal	1/5	LITPAL240	Green	240	13/16" Bent Male Terminal	1/5
LITPAL525	Brown	525	Locking Female Terminal	1/5	LITPAL250	Red	250	13/16" Bent Male Terminal	1/5
LITPAL530	Green	530	Locking Female Terminal	1/5	LITPAL260	Yellow	260	13/16" Bent Male Terminal	1/5
LITPAL130	Pink	130	Straight Male Terminal	1/5	LITPAL270	Brown	270	13/16" Bent Male Terminal	1/5
LITPAL160	Yellow	160	Straight Male Terminal	1/5	LITPAL280	Black	280	13/16" Bent Male Terminal	1/5
LITPAL180	Black	180	Straight Male Terminal	1/5	LITPAL2100	Blue	2100	13/16" Bent Male Terminal	1/5
LITPAL1100	Blue	1100	Straight Male Terminal	1/5	LITPAL2120	Gray	2120	13/16" Bent Male Terminal	1/5
LITPAL1120	Gray	1120	Straight Male Terminal	1/5	Commonly found on many Japanese and domestic-built vehicles in current ratings up to 120 amps. Color coded to indicate amp rating.				

## MEGA Bolt-On Fuse



Part #	Amp	Color	Qty	Part #	Amp	Color	Qty	Description
LITMEG100	100	Yellow	5	LITMEG175	175	White	5	Designed for high current protection up to 250 amps. Found OEM on Ford, GM, and Chrysler vehicles. Slo-Blo feature eliminates nuisance blowing during temporary, short duration overloads. 32V AC/DC Slo-Blo.
LITMEG125	125	Green	5	LITMEG200	200	Tan	5	
LITMEG170	170	Orange	5	LITMEG250	250	Pink	5	

## MIDI Bolt-On Fuse



Part #	Amp	Color	Qty	Description
LITMID40	40	Green	5	Found OEM on Chrysler and BMW vehicles. Slo-Blo feature eliminates nuisance blowing during temporary, short duration overloads. 32V AC/DC Slo-Blo volt rating.
LITMID50	50	White	5	
LITMID80	80	Red	5	

## JCASE Bolt-On Fuse



Part #	Amp	Color	Qty	Description
LITJCAS20	20	Blue	1/5	Patented technology provides both increased time delay and low voltage drop. Feature ANSI standard OCR-A font for visual inspection systems, double spring-beam box terminal and unique secondary locking feature holds terminal firmly in place. 32V AC/DC volt rating. 250V may be substituted.
LITJCAS30	30	Pink	1/5	
LITJCAS40	40	Green	1/5	
LITJCAS50	50	Red	1/5	
LITJCAS60	60	Yellow	1/5	

## MINI Fuse In-Line Fuse Holder with Protective Cap



Part #	Description	Qty
LITFHM-1	Supplied with two 4" wire leads of 14 gauge black wire. Includes protective cover for harsh environments. Use with MINI Fuse 2 to 20 amps.	1

## MINI Fuse Heavy Duty In-Line Fuse Holder with Protective Cap



Part #	Description	Qty
LITFHM-2	Supplied with two 4" wire leads of 12 gauge orange wire. Includes protective cover for harsh environments. Use with MINI Fuse 25 to 30 amps.	1

## ATO Fuse In-Line Fuse Holder



Part #	Description	Qty
LITFHA-1	Supplied with two 4" wire leads of 16 gauge black wire. Use with ATO Fuse 1 to 20 amps.	1

## ATO Fuse Heavy Duty In-Line Fuse Holder



Part #	Description	Quantity
LITFHA-2	Supplied with two 4" wire leads of 12 gauge orange wire with 30 amp. Use with ATO Fuse 25 to 30 amps for air conditioner and other heavy duty applications.	1
LITFHA-30		1

## ATO Fuse In-Line Fuse Holder with Protective Cap



Part #	Description	Qty
LITFHAC-1	Supplied with two 4" wire leads of 16 gauge black wire. Includes protective cover for harsh environments. Use with ATO Fuse 1 to 20 amps.	1

# ELECTRICAL COMPONENTS

03

## ATO Fuse Heavy Duty In-Line Fuse Holder with Protective Cap



Part #	Description	Qty
LITFHAC-2	Supplied with two 4" wire leads of 12 gauge orange wire. Includes protective cover for harsh environments. Use with ATO Fuse 25 to 30 amps.	1

## MAXI Fuse In-Line Fuse Holder with Protective Cap



Part #	Description	Qty
LITFMAH-1	Supplied with two 6" wire leads of 6 gauge black wire. Includes protective cover for harsh environments and hole for easy firewall installation. Use with MAXI Fuse up to 60 amps.	1

## Universal Glass Bayonet Knob In-Line Fuse Holder



Part #	Description	Qty
LITFHP-1	Supplied with 15" loop of 14 gauge red wire. Use with glass SFE 4, 6, 7-1/2, 9-14, 20, AGA, AGC, AGW, and AGX fuses up to 20 amps when proper spring is installed. Includes 3 springs for various fuse sizes and spring-locked bayonet type knob. Constructed of tough black termo set.	1

## Universal Glass Twist-Lock In-Line Fuse Holder



Part #	Description	Qty
LITFNY-1	Supplied with 8" loop of 14 gauge red wire and one spring. Use with glass SFE 4, 6, 7-1/2, 9-14, 20, AGA, AGC, and AGX fuses up to 20 amps. Simple "twist lock" allows easy fuse removal and replacement. Constructed of weather-resistant nylon.	1

## Glass Fuse Heavy Duty 30 Amp In-Line Fuse Holder



Part #	Description	Qty
LITFNY-30	Supplied with two 4" wire leads 12 gauge orange wire. Spring-loaded heavy duty glass fuse holder including AGC 30 amp fuses for GM air conditioners, heater blower motors, or other heavy duty applications.	1

## Bussman HHB Series In-Line Fuse Holders



Part #	Description	Qty
BUSHHB	For 1/4" x 7/8" to 1/4" x 1-1/4" fuses - accepts #16 to #12 AWG copper wire. "Snap-Lock" feature provides strong, positive union - simple crimp assembly.	1



## Bussman HFB In-Line Waterproof Series Fuse Holders

Part #	Description	Qty
BUSFHB	For 1/4" x 1-1/4 fuses - accepts #18 to #12 AWG copper wire. Ideal for harsh environments: water, salt spray, ultraviolet light, and ozone. Has a -40°C to 150°C temperature range. Withstands many organic solvents and rigorous shock and vibration.	1

## MAXI Fuse Single Pole High Amp Block



Part #	Description	Qty
LITMAB-1	Use with MAXI fuses up to 60 amps- ideal for high amp audio applications.. Interlocking block feature permits two pole position installations. Safe and easy replacement for hard to replace fusible link wire.	1

## MEGA Fuse Block



Part #	Description	Qty
LIT298900	Use with MEGA fuses up to 100 amps - includes protective cover, M8 threaded studs & hex nuts with lock washers; fuses not included. Interconnecting pins on side of fuse block for secure multi-block configurations.	1

## MIDI Fuse Block



Part #	Description	Qty
LIT498900	Use with MIDI fuses up to 100 amps - includes protective cover, M8 threaded studs & hex nuts with lock washers; fuses not included. Interconnecting pins on side of fuse block for secure multi-block configurations.	1

## Blade Type Fuse Panel/ATC Blade Type Fuse Panel



Part #	Blade Type	Size	Mount Hole Center	Output Terminal	Input Terminal	Qty	Description
POL52-214	12	7.38" L x 2.00" D x .56" H	52-214Q	.250" x .032" OC rated 30A max/circuit	#10-32 rated 150A max	1	Accepts ATC blade type fuses, blade type auto or manual reset circuit breakers. Provides 6-24 protected output circuits.
POL52-406	6	2.47" L x 3.38" D x .81" H	.62"				
POL52-408	8	3.09" L x 3.38" D x .81" H	1.25"				
POL52-410	10	3.72" L x 3.38" D x .81" H	1.87"				
POL52-412	12	4.34" L x 3.38" D x .81" H	2.50"				

# ELECTRICAL COMPONENTS

03



## Terminal Blocks Non-Feed Thru

Part #	Blade Type	Length	Mount Hole Center	Qty	Description
POL52-244	4	4.5"	.62"	1	30A, 12VDC rating. Operation temperature of 250°F (120°C). Standards: 2 to 20 steel studs on .750" centers and a "dog point" to guide nut into 10-24 thread torque - recommended 20in/lb
POL52-245	6	6"	1.25"	1	
POL52-246	8	7.5"	1.87"	1	
POL52-247	10	9"	2.50"	1	



## Terminal Blocks with Independent Feeds

Part #	Blade Type	Length	Mount Hole Center	Wiring	Qty	Description
POL52-270	4	2.51"	2.18"	Up to AWG #12	1	Rating: 20A, 12VDC, UL & CSA. Center spacing: 7/16". Terminal Screw Size: #6-32 phislot combination. Distance between barriers: .353". Temperature rating of 302°F (150°C) maximum to -40°F (-40°C)
POL52-271	6	3.38"	3.06"	Up to AWG #12	1	
POL52-272	8	4.25"	3.93"	Up to AWG #12	1	
POL52-273	10	5.13"	4.81"	Up to AWG #12	1	
POL52-274	14	6.87"	6.56"	Up to AWG #12	1	

## Circuit Breakers

Type I Cycling - Continuously resets until the overload is corrected

Type II Non-Cycling - Remains open as long as the overload exists; The unit resets when the situation is corrected

Type III Manual Reset - Remains open until the breaker is manually reset by pushing the button

### Type I - Single Pole Thermal Type Breaker



Part #	Base	Amp	Mounting Bracket	Qty	Part #	Base	Amp	Mounting Bracket	Qty	Description
POL54-100PL	Plastic	10	None	1/5	POL54-115	Metal	15	None	1/5	Rating: 5A to 50A, 12VDC; Complied with SAE Standard J553; Battery charges, trucks, buses, RVs, Trolling motors, etc. applications; Operating temperature of -10°F (-23°C) to 150°F (65°C); Storage temperature of -20°F (-29°C) to 200°F (93°C).
POL54-120PL	Plastic	20	None	1/5	POL54-120	Metal	20	None	1/5	
POL54-125PL	Plastic	25	None	1/5	POL54-125	Metal	25	None	1/5	
POL54-130PL	Plastic	30	None	1/5	POL54-130	Metal	30	None	1/5	
POL54-135PL	Plastic	35	None	1/5	POL54-140	Metal	40	None	1/5	
POL54-150PL	Plastic	50	None	1/5	POL54-150	Metal	50	None	1/5	
POL54-215PL	Plastic	15	90°	1/5	POL54-215	Metal	15	90°	1/5	
POL54-220PL	Plastic	20	90°	1/5	POL54-220	Metal	20	90°	1/5	
POL54-230PL	Plastic	30	90°	1/5	POL54-225	Metal	25	90°	1/5	
POL54-240PL	Plastic	40	90°	1/5	POL54-230	Metal	30	90°	1/5	
POL54-250PL	Plastic	50	90°	1/5	POL54-240	Metal	40	90°	1/5	
POL54-510PL	Plastic	10	Straight	1/5	POL54-250	Metal	50	90°	1/5	
POL54-515PL	Plastic	15	Straight	1/5	POL54-515	Metal	15	Straight	1/5	
POL54-520PL	Plastic	20	Straight	1/5	POL54-520	Metal	20	Straight	1/5	
POL54-530PL	Plastic	30	Straight	1/5	POL54-525	Metal	25	Straight	1/5	
POL54-535PL	Plastic	35	Straight	1/5	POL54-530	Metal	30	Straight	1/5	
POL54-550PL	Plastic	50	Straight	1/5	POL54-535	Metal	35	Straight	1/5	
POL54-831 (24VDC)	Plastic	30	90°	1/5	POL54-540	Metal	40	Straight	1/5	
					POL54-550	Metal	50	Straight	1/5	

### Type II - Plug-In Terminal Type



Part #	Amp	Qty	Part #	Amp	Qty	Description
POL54-705	5	1/5	POL54-720	20	1/5	Designed with an additional resistive component. Breaker remains open as long as power is available or until the load is removed. Special "snap-off" feature provides three lengths of .300, .500, or .750 inches.
POL54-710	10	1/5	POL54-725	25	1/5	
POL54-715	15	1/5	POL54-730	30	1/5	

### Type II - Glass Fuse Type



Part #	Amp	Qty	Part #	Amp	Qty	Description
POL54-410	10	1/5	POL54-430	30	1/5	Fits in holders which accommodate 1/4" diameter x 1-1/4" long glass fuses. Snap-in mounting in all 1-1/4" clips.
POL54-415	15	1/5	POL54-440	40	1/5	
POL54-420	20	1/5				

### Type II - Plug-In Type



Part #	Terminal	Amp	Qty	Part #	Terminal	Amp	Qty	Part #	Terminal	Amp	Qty
POL54-891PL	Mack	15	1/5	POL54-894PL	Mack	30	1/5	POL54-903PL	Navistar	25	1/5
POL54-892PL	Mack	20	1/5	POL54-901PL	Navistar	15	1/5	POL54-904PL	Navistar	30	1/5
POL54-893PL	Mack	25	1/5	POL54-902PL	Navistar	20	1/5				

### Type II - MAXI-Style Plug-In



Part #	Amp	Qty	Part #	Amp	Qty	Description
POL54-950	20	1/5	POL54-951	30	1/5	OEM style replacement circuit breaker for Ford, Paccar, & Freightliner

### Type II - ATO-Style Plug-In



Part #	Amp	Qty	Part #	Amp	Qty	Description
POL54-953	10	1/5	POL54-955	20	1/5	OEM style replacement circuit breaker for Ford Class 8 vehicles. Ford HD 8 style.
POL54-954	15	1/5	POL54-956	30	1/5	

# ELECTRICAL COMPONENTS

03

## Type II - MINI-Style Plug-In



Part #	Amp	Style	Qty	Part #	Amp	Style	Qty	Description
POL54-957	10	Freightliner HDS	1/5	POL54-959	20	Paccar HDS	1/5	OEM style replacement circuit breaker for Freightliner and PACCAR Class 8 Vehicles
POL54-958	15	Freightliner HDS	1/5	POL54-960	30	Paccar HDS	1/5	

## Type III - Push Button Terminal



Part #	Amp	Style	Qty	Description
POL54-630PL	10	Plastic	1/5	5A to 50A, 12VDC rated. Complied with SAE Standard J553. Applications include battery charges, trucks, buses, RVs, trolling motors, etc. Operating temperature of -10°F (-23°C) to 150°F (65°C). Storage temperature of -20°F (-29°C) to 200°F (93°C)
POL54-640PL	30	Plastic	1/5	
POL54-650PL	50	Plastic	1/5	
POL54-311PL	10	Maxi	1/5	
POL54-321PL	20	Maxi	1/5	
POL54-331PL	30	Maxi	1/5	

## High Amp Thermal Type

Rating: 40A to 150A, 12VDC; Complies with SAE Standard J553; Operating temperature of -25°F (-32°C) to 180°F (82°C); Storage temperature of -30°F (-34°C) to 300°F (149°C); Typically used in auxiliary and accessory circuits - trucks, buses, RV, and marine applications

## Type I - Auto Reset Surface



Part #	Amp	Qty	Part #	Amp	Qty	Part #	Amp	Qty
POL54-850PL	60	1/5	POL54-851PL	100	1/5	POL54-854PL	150	1/5
POL54-853PL	80	1/5	POL54-852PL	120	1/5			

## Type III - Switchable Manual Reset Surface Mount




Part #	Amp	Qty	Part #	Amp	Qty	Part #	Amp	Qty
POL54-870PL	60	1/5	POL54-872PL	100	1/5	POL54-874PL	150	1/5
POL54-871PL	80	1/5	POL54-873PL	120	1/5			

## ATC Type II - Modified Reset



Part #	Amp	Qty	Part #	Amp	Qty	Description
POL54-910	10	1/5	POL54-912	20	1/5	Complies with SAE J553. Single pole thermal style breakers. 12VDC. .84" L x .25" W x 1.07" H body. .43" L blades.
POL54-911	15	1/5				

## MINI Type I - Automotive Reset




Part #	Amp	Body Size	Blade	Qty	Description
POL54-970	10	.483" L x .250" W x 1.06" H	.354" L	1/5	Single pole thermal style breakers. 12VDC. Complies with SAE J553. Compatible with 280 fuse blocks.
POL54-971	15	.483" L x .250" W x 1.06" H	.354" L	1/5	
POL54-972	20	.483" L x .250" W x 1.06" H	.354" L	1/5	

## MINI Type II - Modified Reset



Part #	Amp	Body Size	Blades	Qty	Description
POL54-975	10	.483" L x .250" W x 1.06" H	.354" L	1/5	Complies with SAE J554. Compatible with 280 fuse blocks. Single pole thermal style breakers. 12VDC.
POL54-976	15	.483" L x .250" W x 1.06" H	.354" L	1/5	
POL54-977	20	.483" L x .250" W x 1.06" H	.354" L	1/5	

## MAXI Type II - Modified Reset



Part #	Amp	Body Size	Blades	Qty	Description
POL54-981	10	1.15" L x .36" W x .86" H	.50" L	1/5	Single pole thermal style breakers. Complies with SAE J553. Compatible with 280 fuse blocks. 12VDC
POL54-982	15	1.15" L x .36" W x .86" H	.50" L	1/5	
POL54-983	20	1.15" L x .36" W x .86" H	.50" L	1/5	

## Thermal SDLA Circuit Breaker - Sealed Construction/Automatic Reset



Part #	Amp	Qty	Part #	Amp	Qty	Description
KLIX-SDLA-40	40	1	KLIX-SDLA-70	70	1	35-150 amps and provide trouble-free protection for harsh environments. Ignition protected thermal breaker designed for batter protection in electrical vehicles, circuit protection of truck lift gates and over-current protection in battery charges.
KLIX-SDLA-50	50	1				
KLIX-SDLA-60	60	1				

## Thermal SDLM Circuit Breaker - Sealed Construction/Manual Reset



Part #	Amp	Qty	Description
KLIX-SDLM-40	40	1	35-150 amps and provide trouble-free protection for harsh environments; Ignition protected thermal breaker designed for battery protection in electric vehicles, circuit protection of truck lift gates and over-current protection in battery charges
KLIX-SDLM-60	60	1	
KLIX-SDLM-70	70	1	

# ELECTRICAL COMPONENTS

03



## Bussman Type I - ATM Footprint Circuit Breaker

Part #	Amp	Qty	Part #	Amp	Qty	Part #	Amp	Qty	Description
BUS21110	10	1/5	BUS21120	20	1/5	BUS21130	30	1/5	Ultra-thin to fit in tight spaces. Complies with SAE Standard J553.
BUS21115	15	1/5	BUS21125	25	1/5				



## Bussman Type I - ATC Footprint Circuit Breaker

Part #	Amp	Qty	Part #	Amp	Qty	Description
BUS22110	10	1/5	BUS22125	25	1/5	Ultra-thin to fit in tight spaces. Designed to fit ATC style fuse panels. Complies with SAE Standard J553.
BUS22115	15	1/5	BUS22130	30	1/5	
BUS22120	20	1/5				



## Bussman Type I - Max Footprint Circuit Breaker

Part #	Amp	Qty	Part #	Amp	Qty	Part #	Amp	Qty	Description
BUS19115	15	1/5	BUS19125	25	1/5	BUS19130	30	1/5	12 volt. Identical in size to maxi-style fuses.
BUS19120	20	1/5							



## Bussman Type II - ATM Footprint Circuit Breaker

Part #	Amp	Qty	Part #	Amp	Qty	Part #	Amp	Qty	Description
BUS21210	10	1/5	BUS21220	20	1/5	BUS21230	30	1/5	Ultra thin to fit into tight spaces. Complies with SAE Standard J553
BUS21215	15	1/5	BUS21225	25	1/5				



## Bussman Type II - ATC Footprint Circuit Breaker

Part #	Amp	Qty	Part #	Amp	Qty	Part #	Amp	Qty	Description
BUS22210	10	1/5	BUS22220	20	1/5	BUS22230	30	1/5	Ultra thin to fit into tight spaces. Designed to fit ATC style fuse panels. Complies with SAE Standard J553
BUS22215	15	1/5	BUS22225	25	1/5				



## Bussman Type III - ATC Footprint Circuit Breaker

Part #	Amp	Qty	Part #	Amp	Qty	Part #	Amp	Qty	Description
BUS22310	10	1/5	BUS22320	20	1/5	BUS22330	30	1/5	Ultra thin to fit into tight spaces. Designed to fit ATC style fuse panels. Complies with SAE Standard J553.
BUS22315	15	1/5	BUS22325	25	1/5				



## Bussman Type III - Switchable, Waterproof, Flush Mount Manual Reset High Amp Circuit Breaker

Part #	Amp	Qty	Part #	Amp	Qty	Description
BUS185050F	50	1/5	BUS185100F	100	1/5	Used in auxiliary and accessory circuits for trucks, buses, RVs, and marine applications. SEMS nut installed. Complies with SAE J1117 standards.
BUS185060F	60	1/5	BUS185150F	150	1/5	
BUS185080F	80	1/5				



## Bussman Type III - Waterproof Manual Reset Surface Mount

Part #	Amp	Compliance	Qty	Description
BUS184150	150	SAE J1117 Standards	1/5	Used in auxiliary and accessory circuits for trucks, buses, RVs, and marine applications. SEMS nut installed.



## Type III - Push Button Circuit Breaker

Part #	Amp	Qty	Part #	Amp	Qty	Description
MP1600-037-100	10	1	MP1600-037-250	25	1	Series 16 rated for 250V AC and 50V DC resets actuator mechanism then remains disengaged until manual reset.
MP1600-037-150	15	1	MP1600-037-300	30	1	
MP1600-037-200	20	1				



## Type III - Panel Mount Breakers

Part #	Amp	Qty	Part #	Amp	Qty	Part #	Amp	Qty	Description
BUS17410	50	1/5	BUS17420	80	1/5	BUS17430	150	1/5	Used in trucks, RVs, boats, etc. 32 volt. Offered with 1/4" quick-connect or 90° bent screw terminal.
BUS17415	60	1/5	BUS17425	100	1/5				



## ATO Add-A-Circuit Kit

Part #	Includes	Qty	Description
LITFHA-200	ATO 3, 5, 7-1/2, and 10 amps	1	Allows easy installation of additional circuits without cutting or splicing. Turns one fuse slot into two while providing protection for both circuits. Use with ATO fuses up to 10 amps



# ELECTRICAL COMPONENTS

03

## MINI Add-A-Circuit Kit



Part #	Includes	Qty	Description
LITFHM-200	MINI 3, 5, 7-1/2, & 10 amps	1	Allows easy installation of additional circuits without cutting or splicing. Turns one fuse slot into two while providing protection for both circuits. Use with MINI fuses up to 10 amps.

## Universal Variable for Domestic Cars Thermal Flashers



Part #	Volts	Terms	Lamps	Qty	Description
FL536	12	2	2-6	1/10	Features durable, heavy duty thermal flashing mechanism for increased reliability. Quality construction ensures continued operation even under harsh temperature and humidity environmental factors. Turn signals flash 2 to 3 32 C.P. standard or long-life lamps. Hazard warning flash 2 to 6 lamps.
FL552	12	2	2-6	1/10	

## Variable for Import Cars/Domestic Trucks Thermal Flashers



Part #	Volts	Terms	Lamps	Qty	Description
FL550	12	3	2-6	1/10	Separate plot circuit and durable, heavy duty thermal flashing mechanism for increased reliability. Quality construction ensures continued operation under harsh temperature and humidity environmental factors. Turn signals flash 2 to 3 32 C.P. standard or long-life lamps. Hazard warning flash 2 to 6 lamps.

## Variable for Cars and Light Trucks



Part #	Volts	Terms	Lamps	Qty	Description
FL569	12	3	2-6	1/10	Features durable, heavy duty thermal flashing mechanism for increased reliability. Quality construction ensures continued operation even under harsh temperature and humidity environmental factors. Turn signals flash 2 to 3 32 C.P. standard or long-life lamps. Hazard warning flash 2 to 6 lamps.

## Heavy Duty Electro Mechanical Flasher



Part #	Volts	Terms	Lamps	Qty	Description
FL850/5X	12	3	1-10	1/10	Heavy duty flasher for trucks and foreign cars that provide ten times the service life of conventional thermal flashers.
FL852/5X	12	2	1-10	1/10	

## Alternating/Variable Load Thermal Flasher



Part #	Volts	Terms	Lamps	Type	Qty	Part #	Volts	Terms	Lamps	Type	Qty
FL537	12	3	2-6	Alternating	1/10	FL575	12	2	2-8	Variable Load	1/10

## Combination TS & HAZ Thermal Flashers



Part #	Volts	Terminals	Amp	Qty	Part #	Volts	Terminals	Amp	Qty
CEC-TF550	12	3	12	1/10	CEC-TF575	12	3	16	1/10
CEC-TF569	12	3	12	1/10	CEC-TF552/536	12	2	12	1/10

## Variable Load and Heavy Duty Electronic Flashers



Part #	Volts	Terminals	Amp	Qty	Part #	Volts	Terminals	Amp	Qty
CEC-EF22	24	2	12	1/10	CEC-EF40	12	2	35	1/10
CEC-EF23	24	3	15	1/10	CEC-EF41	12	3	34	1/10
CEC-EF31	12	3	25	1/10	CEC-EF42	12	2	45	1/10
CEC-EF32	12	2	25	1/10	CEC-EF43	12	3	45	1/10
CEC-EF33	12	3	25	1/10					

## Class A Electronic Flashers



Part #	Volts	Terminals	Amp	Qty	Part #	Volts	Terminals	Amp	Qty
CEC-EF27	12	5	15	1/10	CEC-EF34	12	3	12	1/10
CEC-EF29	12	4	12	1/10					

## Power Relay



Part #	Volts	Amp	Contact Action	Terminal Description	Qty
BOSH332002150	12	100	SPST	4 Terminals, Dual Action	1
BOSH332002156	12	75	SPST	4 Terminals with Parallel and Series Diodes	1
BOSH332002250	24	50	SPST	4 Terminals, Pre-Contact	1
BOSH332002256	24	50	SPST	4 Terminals with Parallel and Side Diodes	1

# ELECTRICAL COMPONENTS

03



## High Capacity Mini-Relay

Part #	Volts	Amp	Rating NC	Contact Action	Terminal Description	Qty
BOSH332019103	12	50	-	SPST	4 Terminals	1
BOSH332019110	12	50	-	SPST	4 Terminals & Bracket Mount	1
BOSH332209137	12	50	20	SPDT	5 Terminals	1
BOSH332209138	12	50	20	SPDT	5 Terminals & Bracket Mount	1
BOSH332209211	24	20	10	SPDT	5 Terminals	1
BOSH332209203	24	20	10	SPDT	5 Terminals & Bracket Mount	1
BOSH332209204	24	20	10	SPDT	5 Terminals & Diode	1

## Standard 40 Amp Mini-Relay



Part #	Volts	Amp	Rating NC	Contact Action	Terminal Description	Qty
BOSH332019150	12	40	-	SPST	5 Terminals & Bracket Mount	1
BOSH332019151	12	40	-	SPST	5 Terminals	1
BOSH332019155	12	40	-	SPST	5 Terminals, Bracket Mount, & Diode	1
BOSH332209150	12	40	20	SPDT	5 Terminals & Bracket Mount	1
BOSH332209151	12	40	10	SPDT	5 Terminals	1
BOSH332209159	12	40	20	SPDT	5 Terminals & Resistor	1
BOSH332209161	24	20	10	SPDT	5 Terminals, Bracket Mount, & Resistor	1

## Micro Relays



Part #	Volts	Amp	Rating NC	Contact Action	Terminal Description	Qty
BOSH332201730	12	20	-	SPST	5 Terminals, Bracket Mount, & Resistor	1
BOSH332207307	12	20	10	SPDT	5 Terminals & Resistor	1

## Micro Relays - M3



Part #	Volts	Amp	Rating NC	Contact Action	Terminal Description	Qty
BOSH332011007	12	30	-	SPST	4 Terminals and Resistor	1
BOSH332201107	12	30	10	SPDT	5 Terminals and Resistor	1

## Relay Socket



Part #	Description	Quantity
BOSH334485007	Plug-in molded base for relay	1/10
BOSH334485008	Plug-in molded base with bracket for relay	1/10

## Pre-Made Relay Harness



Part #	Description	Quantity
BOSH334485001	14 GA 5-Pole Prewired Relay Socket	1/10

# 04

## HOSE & TUBING

Flexfab Hose	052
Dayco Hose	053
Nylon and Vinyl Tubing	054
Copper Tubing	054
Steel Brake Tubing	055
Push On and General Purpose Hose	055
Air Brake Hose	056
Marine Hose	056
Hydraulic Hose	056,107
Power Steering Hose	057
Liquid Propane Gas Hose	057
Truck Hose	058,096
Conductive and Non-Conductive	058
U Series Hose Ends	058
HY Series Hose Ends	068
430 U Series Hose Ends	080
470 E Series Hose Ends	086
BW Series Hose Ends	088
Barrier Refrigerant Hose	094
Beadlock Crimp Type Hose Ends	094
R5 Field Attachable Hose Ends	097
069 E Series Hose Ends	099
GL Series Hose Ends	101
Teflon Hose	103
E Series Hose Ends	103
91N Series Hose Ends	107
Pressure Wash Hose and Accessories	108
Windshield and Vacuum Tubing	111
Fuel Line Hose	111
Heater Hose and Accessories	111
Pneumatic Disconnects	113
Safeway Hydraulics	115

# HOSE & TUBING

04



## Flexfab 3-Ply Silicone Coolant Hose

Part #	Inside Dia	Out Dia	Length	Part #	Inside Dia	Out Dia	Length	Part #	Inside Dia	Out Dia	Length
FLX5515-038	3/8	.70"	3'/12'	FLX5515-212	2-1/8	2.45"	3'/12'	FLX5515-400	4	4.32"	3'/12'
FLX5515-050	1/2	.82"	3'/12'	FLX5515-225	2-1/4	2.57"	3'/12'	FLX5515-450	4-1/2	4.82"	3'/12'
FLX5515-062	5/8	.95"	3'/12'	FLX5515-238	2-3/8	2.70"	3'/12'	FLX5515-500	5	5.32"	3'/12'
FLX5515-075	3/4	1.07"	3'/12'	FLX5515-250	2-1/2	2.82"	3'/12'	FLX5515-550	5-1/2	5.82"	3'/12'
FLX5515-087	7/8	1.20"	3'/12'	FLX5515-262	2-5/8	2.95"	3'/12'	FLX5515-600	6	6.32"	3'/12'
FLX5515-100	1	1.32"	3'/12'	FLX5515-275	2-3/4	3.07"	3'/12'	Meets the requirements of SAE J20R1 Class A, TMCRP303 B Class I Grade II and most of OEM truck manufacturers' specifications. Coolant hose application, blue cover color, polyester fabric reinforcement, 3-ply silicone, coated with a specially compounded silicone elastomer. Standard temperature is 65°F to +350°F.			
FLX5515-112	1-1/8	1.45"	3'/12'	FLX5515-287	2-7/8	3.20"	3'/12'				
FLX5515-125	1-1/4	1.57"	3'/12'	FLX5515-300	3	3.32"	3'/12'				
FLX5515-138	1-3/8	1.70"	3'/12'	FLX5515-312	3-1/8	3.45"	3'/12'				
FLX5515-150	1-1/2	1.82"	3'/12'	FLX5515-325	3-1/4	3.57"	3'/12'				
FLX5515-162	1-5/8	1.95"	3'/12'	FLX5515-338	3-3/8	3.70"	3'/12'				
FLX5515-175	1-3/4	2.07"	3'/12'	FLX5515-350	3-1/2	3.82"	3'/12'				
FLX5515-187	1-7/8	2.20"	3'/12'	FLX5515-375	3-3/4	4.07"	3'/12'				
FLX5515-200	2	2.32"	3'/12'	FLX5515-387	3-7/8	4.20"	3'/12'				



## Flexfab 4-Ply Silicone Coolant Hose

Part #	Inside Dia	Out Dia	Length	Part #	Inside Dia	Out Dia	Length	Part #	Inside Dia	Out Dia	Length
FLX5581-038	3/8	0.77"	3'/12'	FLX5581-212	2-1/8	2.52"	3'/12'	FLX5581-450	4-1/2	4.89"	3'/12'
FLX5581-050	1/2	0.89"	3'/12'	FLX5581-225	2-1/4	2.64"	3'/12'	FLX5581-500	5	5.39"	3'/12'
FLX5581-062	5/8	1.02"	3'/12'	FLX5581-238	2-3/8	2.77"	3'/12'	FLX5581-550	5-1/2	5.89"	3'/12'
FLX5581-075	3/4	1.14"	3'/12'	FLX5581-250	2-1/2	2.89"	3'/12'	FLX5581-600	6	6.39"	3'/12'
FLX5581-087	7/8	1.27"	3'/12'	FLX5581-262	2-5/8	3.02"	3'/12'	Meets the requirements of SAE J20R1 Class A; TMCRP303B Class I Grade II and most OEM truck manufacturer's specifications; Coolant hose application with a blue cover, 4-ply silicone reinforced with polyester fabric and coated with a specially compounded silicone elastomer; Standard temperature is -65°F to +350°F.			
FLX5581-100	1	1.39"	3'/12'	FLX5581-275	2-3/4	3.14"	3'/12'				
FLX5581-112	1-1/8	1.52"	3'/12'	FLX5581-287	2-7/8	3.27"	3'/12'				
FLX5581-125	1-1/4	1.64"	3'/12'	FLX5581-300	3	3.39"	3'/12'				
FLX5581-138	1-3/8	1.77"	3'/12'	FLX5581-312	3-1/8	3.52"	3'/12'				
FLX5581-150	1-1/2	1.89"	3'/12'	FLX5581-325	3-1/4	3.64"	3'/12'				
FLX5581-162	1-5/8	2.02"	3'/12'	FLX5581-338	3-3/8	3.77"	3'/12'				
FLX5581-175	1-3/4	2.14"	3'/12'	FLX5581-350	3-1/2	3.89"	3'/12'				
FLX5581-187	1-7/8	2.27"	3'/12'	FLX5581-375	3-3/4	4.14"	3'/12'				
FLX5581-200	2	2.39"	3'/12'	FLX5581-400	4	4.39"	3'/12'				



## Flexfab Silicone Heater Hose

Part #	Inside Dia	Outside Dia	Part #	Inside Dia	Outside Dia	Description
FLX5526-025	1/4	0.58"	FLX5526-075	3/4	1.08"	Meets the requirement for TMCRP303B Class I Grade II specifications; Heater hose application with blue cover and red core reinforced with nylon fiber and resistant to coolant additives; Standard Temperature is -65°F to +350°F.
FLX5526-031	5/16	0.64"	FLX5526-087	7/8	1.21"	
FLX5526-038	3/8	0.71"	FLX5526-100	1	1.33"	
FLX5526-050	1/2	0.83"	FLX5526-125	1-1/4	1.58"	
FLX5526-062	5/8	.096"				



## Flexfab Silicone Premium Heater Hose

Part #	Inside Dia	Outside Dia	Part #	Inside Dia	Outside Dia	Description
FLX5521-025	1/4	0.64"	FLX5521-075	3/4	1.14"	Meets the requirement for TMCRP303B Class I Grade II specifications and SAE J20R3. Heater hose application with green cover and red core reinforced with nylon fiber and resistant to coolant additives. Standard temperature is -65°F to +350°F.
FLX5521-031	5/16	0.70"	FLX5521-087	7/8	1.27"	
FLX5521-038	3/8	0.77"	FLX5521-100	1	1.39"	
FLX5521-050	1/2	0.89"	FLX5521-124	1-1/4	1.65"	
FLX5521-062	5/8	1.02"				



## Flexfab ChargeAir Connectors - Hot Side

Part #	Inside Dia	Outside Dia	Length	Part #	Inside Dia	Outside Dia	Length
FLX787	2-1/2	2.73"	6"	FLX7868	2-1/2-3	2.73"-3.23"	4"
FLX7731-0001	3	3.23"	6"	FLX7726	3-3-1/2	3.23"-3.73"	5"
FLX7732-0001	3-1/2	3.73"	6"	FLX7766	3-4	3.23"-3.43"	6-1/4"
FLX7712-0002	4	4.23"	6"	FLX7880	3-1/2-4	3.73"-4.23"	6"
FLX7723	4	4.23"	6"	FLX7711	4-4-1/2	4.23"-4.73"	6"
FLX4071-0001	4	4.23"	6"	FLX7866	4-4-1/2	4.23"-4.73"	7"
FLX1020-0001	4	4.23"	6-1/2"	Heater hose application used mainly on diesel truck engines to deliver pressurized intake air to the charge air intercooler and intake manifold. Red cover, 4-ply, Silicone-coated Meta-Aramid fabric and stainless steel pressure retention rings. Standard temperature is -65°F to +500°F			
FLX7716	4	4.23"	7"				
FLX7728	4	4.23"	7-1/2"				
FLX7727-0001	4	4.23"	8"				
FLX7742-0001	4-1/2	4.73"	6"				
FLX7797	5	5.23"	6"				

## Flexfab ChargeAir Connectors - Cold Side



Part #	Inside Dia	Outside Dia	Length	Description
FLX7730-0001	3	3.23"	8"	Heater hose application used on diesel truck engines to deliver pressurized intake air to the charge air intercooler and intake manifold. 3-ply, silicone-coated polyester fabric with stainless steel retention rings and blue colored. Standard Temperature is -65°F to +350°F.
FLX7758-0001	3	3.23"	6"	
FLX7753-0001	3-1/2	3.73"	6"	
FLX7755-0002	4	4.23"	6"	
FLX7759-0001	4-1/2	4.73"	6"	

## Flexfab Turbo Charger Sleeves



Part #	Inside Dia	Out Dia	Length	Part #	Inside Dia	Out Dia	Length	Part #	Inside Dia	Out Dia	Length
FLX7701-075	3/4	0.77"	3'12"	FLX7701-225	2-1/4	2.27"	3'12"	FLX7701-400	4	4.02"	3'12"
FLX7701-087	7/8	0.90"	3'12"	FLX7701-238	2-3/8	2.40"	3'12"	FLX7701-425	4-1/4	4.27"	3'12"
FLX7701-100	1	1.02"	3'12"	FLX7701-250	2-1/2	2.52"	3'12"	FLX7701-450	4-1/2	4.52"	3'12"
FLX7701-112	1-1/8	1.14"	3'12"	FLX7701-262	2-5/8	2.65"	3'12"	FLX7701-500	5	5.02"	3'12"
FLX7701-125	1-1/4	1.27"	3'12"	FLX7701-275	2-3/4	2.77"	3'12"	FLX7701-600	6	6.02"	3'12"
FLX7701-138	1-3/8	1.40"	3'12"	FLX7701-287	2-7/8	2.90"	3'12"	Heater hose application with a red color and a 3-ply, silicone-coated sleeve with fiberglass fabric reinforcements used to connect the turbo charger to the engine where no vibration is present. Standard Temperature is -65°F to +500°F.			
FLX7701-150	1-1/2	1.52"	3'12"	FLX7701-300	3	3.02"	3'12"				
FLX7701-162	1-5/8	1.65"	3'12"	FLX7701-312	3-1/8	3.15"	3'12"				
FLX7701-175	1-3/4	1.77"	3'12"	FLX7701-325	3-1/4	3.27"	3'12"				
FLX7701-187	1-3/8	1.90"	3'12"	FLX7701-338	3-3/8	3.40"	3'12"				
FLX7701-200	2	2.02"	3'12"	FLX7701-350	3-1/2	3.52"	3'12"				
FLX7701-212	2-1/8	2.15"	3'12"	FLX7701-375	3-3/4	3.77"	3'12"				

04

## Flexfab 45° Silicone Elbow



Part #	Inside Dia	Outside Dia	Length	Part #	Inside Dia	Outside Dia	Length
FLX7896-075	3/4	1.07"	6"	FLX7896-300	3	3.32"	6"
FLX7896-100	1	1.32"	6"	FLX7896-350	3-1/2	3.82"	6"
FLX7896-125	1-1/4	1.57"	6"	FLX7896-400	4	4.32"	6"
FLX7896-150	1-1/2	1.82"	6"	Meets SAE J20R1 Class A; TMC RP303B Class I Grade II specifications and most OEM truck manufacturers' specifications. For applications with coolant or charge air connector hose. Blue color, 3-ply silicone, Meta-Aramid reinforcement; Standard Temperature is -65°F to +500°F.			
FLX7896-175	1-3/4	2.07"	6"				
FLX7896-200	2	2.32"	6"				
FLX7896-225	2-1/4	2.57"	6"				
FLX7896-250	2-1/2	2.82"	6"				
FLX7896-275	2-3/4	3.07"	6"				

## Flexfab 90° Silicone Elbow



Part #	Inside Dia	Outside Dia	Length	Part #	Inside Dia	Outside Dia	Length
FLX7884-075	3/4	1.07"	6"	FLX7884-300	3	3.32"	6"
FLX7884-100	1	1.32"	6"	FLX7884-350	3-1/2	3.82"	6"
FLX7884-125	1-1/4	1.57"	6"	FLX7884-400	4	4.32"	6"
FLX7884-150	1-1/2	1.82"	6"	FLX7884-500	5	5.32"	6"
FLX7884-175	1-3/4	2.07"	6"	Meets SAE J20R1 Class A; TMC RP303B Class I Grade II specifications and most OEM truck manufacturers' specifications. For applications with coolant or charge air connector hose. Blue color, 3-ply silicone, Meta-Aramid reinforcement; Standard Temperature is -65°F to +500°F.			
FLX7884-200	2	2.32"	6"				
FLX7884-225	2-1/4	2.57"	6"				
FLX7884-250	2-1/2	2.82"	6"				
FLX7884-275	2-3/4	3.07"	6"				

## Dayco H.D. Gold Label Heavy Duty Quick-Fit Radiator Hose



Part #	Inside Dia	Length	Part #	Inside Dia	Length	Part #	Inside Dia	Length
DAY75100GL	1	4'	DAY75263GL	2-5/8	4'	DAY75350GL	3-1/2	4'
DAY75113GL	1-1/8	4'	DAY75275GL	2-3/4	4'	DAY75400GL	4	4'
DAY75125GL	1-1/4	4'	DAY75300GL	3	4'	DAY75450GL	4-1/2	4'
DAY75138GL	1-3/8	4'	DAY75313GL	3-1/8	4'	DAY75500GL	5	4'
DAY75150GL	1-1/2	4'	DAY75325GL	3-1/4	4'	DAY75550GL	5-1/2	4'
DAY75163GL	1-5/8	4'	DAY75338GL	3-3/8	4'	DAY75600GL	6	4'
DAY75175GL	1-3/4	4'	SAE J20R3 Class B Tube Class C standard wall specification designed for applications with multiple or small radius bends along with increased strength and superior collapse resistance. 1-ply fabric reinforcement over fully-embedded helical steel wire with a black neoprene cover that withstands the harshest environments in heavy duty over- and off-road applications. Standard Temperature is -40°F to +212°F. Not suitable for fuel or oil transfer					
DAY75188GL	1-7/8	4'						
DAY75200GL	2	4'						
DAY75213GL	2-1/8	4'						
DAY75225GL	2 1/4	4'						
DAY75238GL	2-3/8	4'						
DAY75250GL	2-1/2	4'						

# HOSE & TUBING

04



## Dayco H.D. Gold Label Heavy Duty Straight Radiator Hose

Part #	Inside Dia	Length	Part #	Inside Dia	Length	Part #	Inside Dia	Length
DAY77075GL	3/4	3'	DAY77213GL	2-1/8	3'	DAY77275GL	2-3/4	3'
DAY77088GL	7/8	3'	DAY77225GL	2-1/4	3'	DAY77300GL	3	3'
DAY77100GL	1	3'	DAY77238GL	2-3/8	3'	DAY77325GL	3-1/4	3'
DAY77113GL	1-1/8	3'	DAY77250GL	2-1/2	3'	DAY77350GL	3-1/2	3'
DAY77125GL	1-1/4	3'	DAY77263GL	2-5/8	3'	DAY77400GL	4	3'
DAY77138GL	1-3/8	3'	SAE J20R1 Class B Tube Class C Standard Wall specification designed for a wide range of light and heavy duty truck applications where the routing is relatively straight; Black neoprene cover reinforced with woven mesh fabric with nitrile tube compounds that withstand the most corrosive elements in diesel engines - oil, coolants additives, and heat; Standard Temperature is -40°F to +212°F Not suitable for fuel or oil transfer.					
DAY77150GL	1-1/2	3'						
DAY77156GL	1-9/16	3'						
DAY77163GL	1-5/8	3'						
DAY77175GL	1-3/4	3'						
DAY77188GL	1-7/8	3'						
DAY77200GL	2	3'						



## Dayco H.D. Gold Label Heavy Duty Heater Hose

Part #	Inside Dia	Length	Description
DAY80230GL	3/8	50'/250'	SAE 20R3 Class D-1 Type EC standard construction specification; Black cover with heavy duty spiral reinforcement; Withstands high coolant and under-hood temperatures with excellent resistance to coolant and coolant additives; highest quality EPDM compounds; Standard Temperature is -40°F to +257°F. Not suitable for fuel or oil transfer
DAY80229GL	1/2	50'/250'	
DAY80231GL	5/8	50'/250'	
DAY80232GL	3/4	50'/250'	
DAY80233GL	7/8	50'/250'	
DAY80234GL	1	50'/250'	



## NT100 'Nylon 11'

Part #	Tube OD	Tube Wall	Max Burst Pressure PSI 75°	Min Bend Radius 70°	lbs per 100ft	Coil Length(s)	Description
WHNT10002	1/8	0.023	1000	0.33"	.4	100	Air brake systems except where temperatures exceed +200°F or where battery acid can drip on tubing applications; Nylon jacket and core with a polyamide fiber braid (3/8" and larger sizes only) construction; Contains ultra-violet stabilizer in all colors; Maximum working pressure PSI 75°:150; No reinforcement in sizes 1/8", 5/32", 3/16", 1/4", 5/16" (SAE J844 Type A), reinforcement in 3/8", 1/2", 5/8", and 3/4" (SAE J844 Type B); Black, Red, Blue, Brown, Silver, Green, Yellow, Orange, and White colors available; Standard Temperature is -40°F to +200°F; Not all colors available in all sizes
WHNT10025	5/32	0.032	1000	0.41"	.4	100	
WHNT10003	3/16	0.035	1000	0.71"	.6	100/1000	
WHNT10004	1/4	0.040	1200	1.19"	1.2	100/1000	
WHNT10005	5/16	0.040	1000	1.25"	1.8	100/1000	
WHNT10006	3/8	0.050	1000	1.5"	2.9	50/500	
WHNT10008	1/2	0.040	1000	2.0"	3.8	25/500	
WHNT10010	5/8	0.092	900	2.5"	6.8	25/250	
WHNT10012	3/4	0.092	800	3.0"	8.4	25/250	



## SPH510 PVC Clear Tubing

Part #	ID	OD	Wall Thickness	Max Work Pressure 68°F	lbs per roll	Length	Description
SPH510-3/16X.062	3/16	5/16	1/16	70	3.07	100ft	Non-toxic FDA formula. General applications include water and light chemical transfer, and approved for use in USDA meat and poultry plants; Available in clear; Temperature Range is -10°F to +130°F.
SPH510-1/4X.062	1/4	3/8	1/16	60	3.4	100ft	
SPH510-5/16X.062	5/16	7/16	1/16	50	4.63	100ft	
SPH510-3/8X.062	3/8	1/2	1/16	50	5.58	100ft	
SPH510-3/8X.125	3/8	5/8	1/8	60	11.55	100ft	
SPH510-1/2X.062	1/2	5/8	1/16	40	7.39	100ft	
SPH510-5/8X.062	5/8	7/8	1/8	45	15.81	100ft	
SPH510-3/4X.125	3/4	1	1/8	35	18.6	100ft	
SPH510-1X.125	1	1-1/4	1/8	30	23.8	100ft	
SPH50-1-1/4X.250	1-1/4	1-3/4	1/4	50	33.6	50ft	
SPH510-1-1/2X.250	1-1/2	2	1/4	40	42.9	50ft	
SPH510-2-1/4X.250	2-1/4					50ft	

## Automotive - General Use

Part #	Tube OD	Wall Thickness	Working Pressure	Maximum Pressure	Length	Description
CT3/16X.030X25	3/16	0.030	+100°F	1645	25'	Copper tube is soft, seamless, and annealed for flexibility.
CT1/4X.030X25	1/4	0.030	+100°F	1406	25'	
CT5/16X.032X25	5/16	0.032	+100°F	1197	25'	
CT3/8X.032X25	3/8	0.032	+100°F	984	25'	

## Air Conditioning & Refrigeration

Part #	Tube OD	Wall Thickness	Working Pressure	Max Pressure	Length	Description
CT3/16X.030X50	3/16	0.030	+100°F	1645	50'	Copper refrigeration tubing easily connects air conditioning and refrigeration equipment - use swearing or flare fittings.
CT1/4X.030X50	1/4	0.030	+100°F	1406	50'	
CT5/16X.030X50	5/16	0.032	+100°F	1197	50'	
CT3/8X.032X25	3/8	0.032	+100°F	984	50'	

# HOSE & TUBING

04

## Air Brake



Part #	Tube OD	Wall Thickness	Working Pressure	Max Pressure	Length	Description
CT1/4X.035X50	1/4	0.035	+100°F	913	50'	Meets ASTM B88 standards. Use with approved DOT brass fitting for copper tube.
CT5/16X.042X50	5/16	0.042	+100°F	940	50'	
CT3/8X.049X50	3/8	0.049	+100°F	960	50'	
CT1/2X.049X50	1/2	0.049	+100°F	626	50'	
CT5/8X.049X50	5/8	0.049	+100°F	640	50'	

## Steel Brake Tube



Part #	Tube OD	Wall Thickness	Working Pressure	Max Pressure	Length	Description
COR320-3	3/16	0.028	+70°F	5000	25'	Brake lines application.
COR320-4	1/4	0.028	+70°F	5000	25'	
COR320-5	5/16	0.028	+70°F	5000	25'	
COR320-6	3/8	0.028	+70°F	5000	25'	

## Steel Brake Lines for Domestic Vehicles



Part #	OD	Length	Part #	OD	Length	Part #	OD	Length
WHS306	3/16"	6"	WHS412	1/4"	12"	WHS560	5/16"	60"
WHS308	3/16"	8"	WHS420	1/4"	20"	WHS612	3/8"	12"
WHS310	3/16"	10"	WHS430	1/4"	30"	WHS620	3/8"	20"
WHS312	3/16"	12"	WHS440	1/4"	40"	WHS630	3/8"	30"
WHS320	3/16"	20"	WHS451	1/4"	51"	WHS640	3/8"	40"
WHS330	3/16"	30"	WHS460	1/4"	60"	WHS651	3/8"	51"
WHS340	3/16"	40"	WHS512	5/16"	12"	WHS660	3/8"	60"
WHS351	3/16"	51"	WHS520	5/16"	20"	Standard flare - 'S' series. 3/16" and 1/4" tube assemblies have one long (7896X) and one short (105X) inverted nut.		
WHS360	3/16"	60"	WHS530	5/16"	30"			
WHS372	3/16"	72"	WHS540	5/16"	40"			
WHS408	1/4"	8"	WHS551	5/16"	51"			

## Steel Brake Lines for Imported Vehicles

Standard Flare - 'SJ' Series; Bubble Flare - 'SB' & 'SC' Series; Union; British, Japanese & European Outside Diameter: 3/16";\*Uses Bubble Flare; \*\*Single Notch on Hex



British Vehicles	Thread	Japanese Vehicles**	Thread	European Vehicles*	Thread	Length
WHSB308	3/8-24	WHSJ308	10-1.0MM	WHSC308	10-1.0MM	8"
WHSB312		WHSJ312		WHSC312		12"
WHSB320		WHSJ320		WHSC320		20"
WHSB330		WHSJ330		WHSC330		30"
WHSB340		WHSJ340		WHSC340		40"
WHSB351		WHSJ351		WHSC351		51"
WHSB360		WHSJ360		WHSC360		60"
7940		7934A		1595A		Union

## Blue Rubber Covered Push-On



Part #	Hose ID	Hose OD	Working Pressure	Min Burst Pressure	Min Bend Pressure	Length	Description
HOSE-PLOK-04BL	1/4	1/2	300	1200	3"	50'/500'	Application: General purpose air, oil, water, and diesel lines; Push-lock; Nitrile with rubber cover inner tube and a fiber braid cover reinforced with 1 fiber braid; Temperature Range of -40°F to +190°F
HOSE-PLOK-06BL	5/16	9/16	300	1200	3"	50'/500'	
HOSE-PLOK-08BL	3/8	5/8	300	1200	3"	50'/500'	
HOSE-PLOK-10BL	1/2	3/4	300	1200	5"	25'/500'	
HOSE-PLOK-12BL	5/8	29/32	300	1200	6"	25'/500'	

## Push Lock Fabric Covered General Purpose Hose



Part #	Hose ID	Hose OD	Working Pressure	Min Burst Pressure	Min Bend Pressure	Length	Description
HOSE-PLOK-04FC	1/4	1/2	350	1400	3"	50'	MSHA accepted; General purpose air, oil, water, and diesel lines applications; Nitrile with fabric covered inner tube and neoprene cover with 1 fiber braid reinforcement; Temperature Range of -40°F to +212°F
HOSE-PLOK-05FC	5/16	9/16	350	1400	3"	50'	
HOSE-PLOK-06FC	3/8	5/8	350	1400	3"	50'	
HOSE-PLOK-08FC	1/2	3/4	350	1400	5"	25'	
HOSE-PLOK-10FC	5/8	29/32	350	1400	6"	25'	
HOSE-PLOK-12FC	3/4	1-1/32	350	1400	7"	25'	

# HOSE & TUBING

04



## Black Rubber Push-On Hose

Part #	Hose ID	Hose OD	Working Pressure	Min Burst Pressure	Min Bend Pressure	Length	Description
HOSE-PLOK-04	1/4	1/2	375	1200	3"	50'/500'	Low pressure transmissions of oil, gas, air, water, coolants, etc applications; Not to be used on impule applications; MSHA accepted; Black oil- and weather-resistant synthetic rubber cover with nitrile inner tube reinforced with one textile braid; Temperature Range of -40°F to +212°F
HOSE-PLOK-05	5/16	9/16	300	1200	3"	50'/500'	
HOSE-PLOK-06	3/8	5/8	300	1200	3"	50'/500'	
HOSE-PLOK-08	1/2	3/4	300	1200	5"	25'/650'	
HOSE-PLOK-10	5/8	29/32	300	1200	6"	50'/500'	
HOSE-PLOK-12	3/4	1-1/32	300	1200	7"	50'/500'	



## Red Oil-Resistant General Purpose Hose

Part #	Hose ID	Hose OD	Working Pressure	Min Burst Pressure	Min Bend Pressure	Length	Description
HOSE-GPR-04	1/4	19/32	300	1200	3"	50'/700'	Medium oil-resistant and water applications; Pneumatic tool operation; Nitrile inner tube with vinyl nitrile cover reinforced with multi-fiber braid; Temperature Range of -40°F to +180°F. <b>Compatible Hose Ends: U Series (pgs 058 to 068).</b>
HOSE-GPR-06	3/8	23/32	300	1200	3.50"	50'/700'	
HOSE-GPR-08	1/2	7/8	300	1200	4.50"	25'/500'	
HOSE-GPR-12	3/4	1-5/32	300	1200	5.75"	25'/500'	
HOSE-GPR-16	1	1-7/16	225	900	7.25"	25'/300'	
HOSE-GPR-20	1-1/4	1-3/4	225	900	8.75"	25'/200'	
HOSE-GPR-24	1-1/2	2	225	900	10"	25'/200'	



## Air Brake Hose

Part #	Hose ID	Hose OD	Working Pressure	Min Burst Pressure	Min Bend Pressure	Length	Description
HOSE-AB-06	3/8	3/4	225	900	3-1/2"	50'/250'	SAE J1402 & DOT specification; Neoprene cover with synthetic EPDM inner tube; Temperature Range of -40°F to +200°F
HOSE-AB-08	1/2	7/8	225	900	4"	25'/250'	



## R6 - SAE 100 R6/USCG Marine Hose

Part #	Hose ID	Hose OD	Working Pressure	Min Burst Pressure	Min Bend Pressure	Length	Description
HOSE-R6-04	1/4	1/2	400	1600	2-1/2"	50'/500'	SAE 100R6 specifications; Low pressure hydraulic, flexible fuel, power steering return and lubrication lines applications; Neoprene cover with nitrile inner tube reinforced with multi-fiber braids; Temperature Range of -40°F to +200°F; <b>Compatible Hose Ends: HY Series (pgs 068 to 079)</b>
HOSE-R6-06	5/16	9/16	400	1600	3"	50'/500'	
HOSE-R6-06	3/8	5/8	400	1600	3"	50'/500'	
HOSE-R6-08	1/2	3/4	400	1600	4"	50'/500'	
HOSE-R6-10	5/8	25/32	350	1600	5"	50'	
HOSE-R6-12	3/4	1-1/16	300	1600	6"	50'	



## R4 - SAE 100 R4 Hydraulic Hose

Part #	Hose ID	Hose OD	Work Press	Min Burst Press	Min Bend Press	Length	Description
HOSE-R4-12	3/4	1.160	300	1200	1.8	25'/50'	SAE 100R4 Specifications; Applications include hydraulic suction or return, industrial or agricultural; Abrasion- and flame-resistant black rubber cover with nitrile inner tube reinforced with 2 rayon braids; Temperature Range of -40°F to +212°F; <b>Compatible Hose Ends: U Series (pgs 058 to 068), HY Series (pgs 068 to 079), 430 U Series (pgs 080 to 086), BW Series (pgs 088 to 093).</b>
HOSE-R4-16	1	1.480	250	1000	2.0	10'/50'	
HOSE-R4-20	1-1/4	1.770	200	800	2.5	10'/50'	
HOSE-R4-24	1-1/2	2.050	150	600	3.0	10'/50'	
HOSE-R4-32	2	2.500	100	400	7.0	10'/50'	



## R3 - SAE 100R3 Hydraulic Hose

Part #	Hose ID	Hose OD	Work Press	Min Burst Press	Min Bend Press	Length	Description
HOSE R3-04	1/4	.560	1250	5000	3	50'/250'	SAE 100R3/EN 854 R3 specifications; MSHA approved; Low pressure hydraulics, industrial, or agricultural applications; Nitrile inner tube with abrasion- and flame-resistant black rubber cover reinforced with 2 rayon braids; Temperature Range of -40°F to +212°F; <b>Compatible Hose Ends: U Series (pgs 058 to 068).</b>
HOSE-R3-06	3/8	.750	1125	4500	4	50'/250'	
HOSE-R3-08	1/2	.940	1000	4000	5	50'/250'	
HOSE-R3-12	3/4	1.250	750	3000	6	50'/250'	
HOSE-R3-16	1	1.500	565	2260	8	50'/250'	



## R1 - SAE 100R1AT Domestic Thin Cover 1-Wire Hydraulic Hose

Part #	Hose ID	Hose OD	Work Press	Min Burst Pressure	Min Bend Pressure	Length	Description
HOSE-R1-04	1/4	.530	2750	11000	4	50'/250'	Medium pressure hydraulics, industrial, or agricultural applications; Abrasion- and flame-resistant cover reinforced with 1 wire band; MSHA approved; Temperature Range of -40°F to +212°F; <b>Compatible Hose Ends: U Series (pgs 058 to 068), HY Series (pgs 068 to 079), BW Series (pgs 088 to 093).</b>
HOSE-R1-06	3/8	.690	2250	9000	5	50'/250'	
HOSE-R1-08	1/2	.812	2000	8000	7	50'/250'	
HOSE-R1-12	3/4	1.100	1250	5000	9.5	50'/250'	
HOSE-R1-16	1	1.410	1000	4000	12	50'/250'	





## R2 - SAE 100R2AT Domestic Thin Cover 2-Wire Hydraulic Hose

Part #	Hose ID	Hose OD	Work Press	Min Burst Pressure	Min Bend Pressure	Length	
HOSE-R2-04	1/4	.593	5000	20000	4	50'/250'	High pressure hydraulics, industrial, or agricultural applications; MSHA approved; Abrasion- and flame-resistant cover reinforced with two wire braids; Temperature Range of -40°F to +212°F; <b>Compatible Hose Ends: HY Series (pgs 068 to 079), 430 U Series (pgs 080 to 086), BW Series (pgs 088 to 093).</b>
HOSE-R2-06	3/8	.750	4000	16000	5	50'/250'	
HOSE-R2-08	1/2	.875	3500	14000	7	50'/250'	
HOSE-R2-10	5/8	1.010	2750	11000	8	50'/250'	
HOSE-R2-12	3/4	1.158	2250	9000	9.5	50'/250'	
HOSE-R2-16	1	1.500	2000	8000	12	50'/250'	



## R16 - SAE 100R16/2SC Dura-Hyd Abrasion-Resistant Extra High Pressure Hydraulic Hose

Part #	Hose ID	Hose OD	Work Press	Min Burst Pressure	Min Bend Pressure	Length	
HOSE-R16-04	1/4	.530	5800	23200	2	50'/500'	High pressure hydraulics, industrial, or agricultural applications; MSHA approved; Flame- and extra abrasion-resistant cover reinforced with two wire braids; Temperature Range of -40°F to +212°F; <b>Compatible Hose Ends: U Series (pgs 058 to 068), HY Series (pgs 068 to 079), 430 U Series (pgs 080 to 086), BW Series (pgs 088 to 093)</b>
HOSE-R16-06	3/8	.687	5000	20000	2.5	50'/400'	
HOSE-R16-08	1/2	.812	4250	17000	3.5	50'/300'	
HOSE-R16-10	5/8	.937	3625	14500	4	50'/250'	
HOSE-R16-12	3/4	1.090	3125	12500	4.8	50'/250'	
HOSE-R16-16	1	1.405	2500	10000	6	50'/250'	



## R17 - SAE 100R17 Wrapped Cover Hydraulic Hose

Part #	Hose ID	Hose OD	Work Press	Min Burst Pressure	Min Bend Pressure	Length	
HOSE-R17-04	1/4	.535	3000	12000	2	50'/500'	High pressure hydraulics, industrial, or agricultural applications; Flame- and extra abrasion-resistant, yellow layline, MSHA approved cover reinforced with one or two wire braids; Temperature Range of -40°F to +212°F; <b>Compatible Hose Ends: U Series (pgs 058 to 068), HY Series (pgs 068 to 079), 430 U Series (pgs 080 to 086), BW Series (pgs 088 to 093).</b>
HOSE-R17-06	3/8	.690	3000	12000	2.5	50'/500'	
HOSE-R17-08	1/2	.810	3000	12000	3.5	50'/350'	
HOSE-R17-10	5/8	.950	3000	12000	5	50'/250'	
HOSE-R17-12	3/4	1.100	3000	12000	5	50'/250'	
HOSE-R17-16	1	1.410	3000	12000	6	50'/250'	



## R12 - SAE 100R12 Four Spiral High Pressure Hydraulic Hose

Part #	Hose ID	Hose OD	Work Press	Min Burst Pressure	Min Bend Pressure	Length	
HOSE-R12-08	1/2	.935	4000	16000	3.5	50'	High pressure hydraulics, industrial, or agricultural applications; MSHA approved abrasion- and flame-resistant black cover reinforced with four spirals; Temperature Range of -40°F to +250°F; <b>Compatible Hose Ends: 430 U Series (pgs 080 to 086), BW Series (pgs 088 to 093)</b>
HOSE-R12-12	3/4	1.210	4000	16000	4.75	50'	
HOSE-R12-16	1	1.495	4000	16000	6	50'	
HOSE-R12-20	1-1/4	1.850	3000	12000	8.25	50'	
HOSE-R12-24	1-1/2	2.105	2500	10000	10	50'	
HOSE-R12-32	2	2.626	2500	10000	12.5	50'	



## R13 - SAE 100R13 Dura-Hyd Ex Super Abrasion-Resistant Multi-Spiral High Pressure Hydraulic Hose

Part #	Hose ID	Hose OD	Working Pressure	Min Burst Pressure	Min Bend Pressure	Length	
HOSE-R13-12	3/4	1.260	5000	20000	9.5	50'	Very high pressure hydraulics, industrial, or agricultural applications; Flame-resistant bi-layer, super abrasion-resistant, MSHA approved cover; Four or six high tensilesteel spirals for reinforcement; Temperature Range of -40°F to +250°F; <b>Compatible Hose Ends: 470 E Series (pgs 086 to 088), BW Series (pgs 088 to 093).</b>
HOSE-R13-16	1	1.515	5000	20000	12	50'	
HOSE-R13-20	1 1/4	1.940	5000	20000	16.5	50'	
HOSE-R13-24	1-1/2	2.255	5000	20000	20	50'	
HOSE-R13-32	2	2.820	5000	20000	25	50'	



## PSH - Power Steering Hose

Part #	Hose ID	Hose OD	Work Press	Min Burst Press	Min Bend Press	Length	
HOSE-PSH-06	3/8	3/4	1125	4500	4"	50'	Power steering hose applicable for passenger cards and light trucks; Nitrile inner tube reinforced with two fiber braids and a neoprene cover; Temperature Range of -40°F to +250°F; <b>Compatible Hose Ends: U Series (pgs 058 to 068)</b>



## LPG - Liquid Propane Gas

Part #	Hose ID	Hose OD	Work Press	Min Burst Press	Min Bend Press	Length	
HOSE-LPG-06	5/16	43/64	350	1750	4"	50'/250'	Most commonly used for medium pressure liquid propane gas service; Nitrile inner tube with one fiber braid and one fiber stainless steel braid reinforcement and a fiber braid cover; Temperature Range of -40°F to +300°F.
HOSE-LPG-08	13/32	49/64	350	1750	4.625"	50'	

# HOSE & TUBING

04



## SAE J1402 Type AI, DOT AI Truck Hose

Part #	Hose ID	Hose OD	Work Press	Min Burst Press	Min Bend Press	Length	
HOSE-GL-04	3/16	31/64	2000	8000	.75"	50'/250'	General purpose truck hose for use in air brake, fuel, diesel fuel, and high temperature petroleum oil applications; CPE inner tube with one fiber braid and one steel braid reinforcement and a fiber braid cover; Temperature Range for Air Brake of -40°F to +200°F; Temperature Range for Hot Oil: -50°F to +302°F; <b>Compatible Hose Ends: HY Series (pgs 068 to 079), GL Series (pgs 101 to 103)</b>
HOSE-GL-05	1/4	35/64	1500	6000	1"	50'/250'	
HOSE-GL-06	5/16	39/64	1500	6000	1.25"	50'/250'	
HOSE-GL-08	13/32	47/64	1250	5000	1.75"	50'/250'	



## R7 - SAE 100R7 Conductive Hose

Part #	Hose ID	Hose OD	Work Press	Min Burst Press	Min Bend Press	Length	
HOSE-R7-04	1/4	.50	2750	11000	1.3	50'/250'	Used for medium pressure hydraulic systems which require thermoplastic tubing; Oil-resistant thermoplastic tube with one braid of polyester fiber reinforcement; Black abrasion-resistant polyurethane (pin-pricked) cover; Temperature Range of -40°F to +200°F; <b>Compatible Hose Ends: HY Series (pgs 068 to 079); Compatible Machines: D105, D165, and D206</b>
HOSE-R7-06	3/8	.65	2250	9000	2.0	50'/250'	
HOSE-R7-08	1/2	.82	2000	8000	3.0	50'/250'	



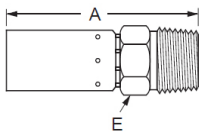
## R7 - SAE 100R7 Non-Conductive Hose

Part #	Hose ID	Hose OD	Work Press	Min Burst Press	Min Bend Press	Length	
HOSE-R7E-04	1/4	.50	2750	11000	1.3	50'/250'	Used for medium pressure hydraulic systems which require a non-conductive hose and thermoplastic tubing; Oil-resistant thermoplastic tube with one braid of polyester fiber reinforcement; Orange abrasion-resistant polyurethane (non-pin-pricked) cover; Temperature Range of -40°F to +200°F; <b>Compatible Hose Ends: HY Series (pgs 068 to 079); Compatible Machines: D105, D165, and D206</b>
HOSE-R7E-06	3/8	.65	2250	9000	2.0	50'/250'	
HOSE-R7E-08	1/2	.82	2000	8000	3.0	50'/250'	

## U Series Hose Ends

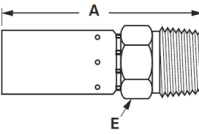
Pressure is determined by the maximum operating pressure for hose size and hose end configuration, whichever is less; Low carbon steel material; Zinc, clear trivalent chromate plating; Advantages include wide selection of hose and end configurations allowing a diverse number of applications; Compatible Hoses: GPR, R4, R3, R1, R16, R17, and PSH; Assemble with T-400-1, T410-1, T420-1, T-440, T-460, T-462, T-465, T-480, ET1000, ET4000, and ET40001, D105, D165, and D206

## British Standard Tapered Male Pipe (BSPT/JIS) Rigid



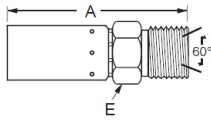
Part #	Hose ID	BSPT Pipe Size	Thread Size	A	Hose Cut Off Factor	Hole Dia	Hex E	Description
04U-154	1/4	1/4	R-1/4-19*	2.51	1.00	.16	3/4	*R as part of thread size is ISO designation for tapered thread.
06U-156	3/8	3/8	R-3/8-19*	2.54	1.06	.25	11/16	
08U-158	1/2	1/2	R-1/2-14*	2.78	1.31	.36	7/8	
12U-162	3/4	3/4	R-3/4-14*	3.62	1.44	.61	1-1/8	
16U-166	1	1	R-1-11*	4.23	2.00	.81	1-3/8	

## Male Pipe Rigid



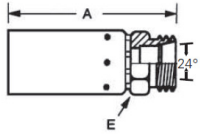
Part #	Hose ID	Pipe Size	Thread Size	A	Hose Cut Off Factor	Hole Dia	Hex E
04U-102	1/4	1/8	1/8-27	2.31	.75	.16	9/16
04U-104	1/4	1/4	1/4-18	2.49	.94	.16	9/16
04U-106	1/4	3/8	3/8-18	2.52	1.00	.16	11/16
04U-108	1/4	1/2	1/2-14	2.77	1.06	.16	7/8
06U-104	3/8	1/4	1/4-18	2.52	1.00	.25	11/16
06U-106	3/8	3/8	3/8-18	2.52	1.00	.25	11/16
06U-108	3/8	1/2	1/2-14	2.77	1.25	.25	7/8
08U-104	1/2	1/4	1/4-18	2.56	.88	.28	13/16
08U-106	1/2	3/8	3/8-18	2.57	1.14	.36	3/4
08U-108	1/2	1/2	1/2-14	2.75	1.31	.36	13/16
08U-112	1/2	3/4	3/4-14	2.83	1.28	.36	1-1/16
10U-106	5/8	3/8	3/8-18	3.12	1.13	.48	15/16
10U-108	5/8	1/2	1/2-14	3.31	1.38	.48	15/16
10U-112	5/8	3/4	3/4-14	3.31	1.30	.48	1-1/16
12U-108	3/4	1/2	1/2-14	3.62	1.44	.61	1
12U-112	3/4	3/4	3/4-14	3.61	1.44	.61	1-1/16
12U-116	3/4	1	1-11-1/2	3.84	1.69	.61	1-3/8
16U-112	1	3/4	3/4-14	4.23	1.88	.81	1-1/4
16U-116	1	1	1-11-1/2	3.90	1.69	.81	1-3/8
20U-120	1-1/4	1-1/4	1-1/4-11-1/2	4.61	2.31	1.02	1-11/16

## British Standard 60° BSPP Cone Male Pipe Rigid



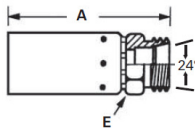
Part #	Hose ID	BSPT Pipe Size	Thread Size	A	Hose Cut Off Factor	Hole Dia	Hex E	Description
04U-P54	1/4	1/4	G-1/4-19**	2.38	.88	.16	11/16	**G as part of thread size is ISO designation for parallel thread.
06U-P56	3/8	3/8	G-3/8-19**	2.48	.94	.25	3/4	
06U-P58	3/8	1/2	G-1/2-14**	2.62	1.06	.25	1	
08U-P56	1/2	3/8	G-3/8-19**	2.54	1.13	.32	13/16	
08U-P58	1/2	1/2	G-1/2-14**	2.62	1.19	.36	1	
10U-P60	5/8	5/8	G-5/8-14**	3.25	1.31	.48	1-1/8	
12U-P62	3/4	3/4	G-3/4-14**	3.65	1.50	.61	1-1/8	
16U-P66	1	1	G-1-11**	3.94	1.69	.81	1-3/8	
20U-P67	1-1/4	1-1/4	G-1-1/4-11**	4.41	2.13	1.02	1-3/4	

## Male DIN 24° Seat - Light



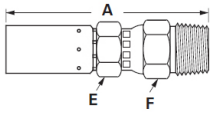
Part #	Hose ID	Tube Size (mm)	Thread Size	A	Hose Cut Off Factor	Hole Dia	Hex E
04U-08A	1/4	8	M14X1.5	2.27	.81	.16	9/16
04U-10A	1/4	10	M16X1.5	2.36	.88	.16	11/16
06U-10A	3/8	10	M16X1.5	2.36	.94	.25	11/16
06U-12A	3/8	12	M18X1.5	2.36	.94	.25	3/4
08U-15A	1/2	15	M22X1.5	2.42	1.00	.36	7/8
10U-18A	5/8	18	M26X1.5	2.99	1.06	.48	1-1/16
12U-22A	3/4	22	M30X2.0	3.45	1.31	.61	1-1/4
16U-28A	1	28	M36X2.0	3.73	1.50	.81	1-1/2

## Male DIN 24° Seat - Heavy



Part #	Hose ID	Tube Size (mm)	Thread Size	A	Hose Cut Off Factor	Hole Dia	Hex E
04U-08F	1/4	8	M16X1.5	2.39	.88	.16	11/16
04U-10F	1/4	10	M18X1.5	2.40	.88	.16	3/4
06U-10F	3/8	10	M18X1.5	2.40	.94	.25	3/4
06U-12F	3/8	12	M20X1.5	2.42	1.00	.25	13/16
06U-14F	3/8	14	M22X1.5	2.50	1.06	.25	7/8
08U-16F	1/2	16	M24X1.5	2.57	1.13	.36	1
10U-20F	5/8	20	M30X2.0	3.21	1.28	.48	1-1/4
12U-20F	3/4	20	M30X2.0	3.53	1.38	.61	1-1/4
12U-25F	3/4	25	M36X2.0	3.71	1.56	.61	1-1/2
16U-60F	1	30	M42X2.0	3.98	1.75	.81	1-11/16

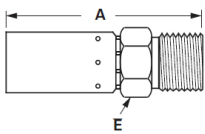
## Male Pipe Swivel



Part #	Hose ID	Tube Size (mm)	Thread Size	A	Hose Cut Off Factor	Hole Dia	Hex E
04U-J04	1/4	1/4	1/4-18	3.38	1.88	.16	13/16
06U-J04	3/8	1/4	1/4-18	3.40	1.94	.25	13/16
06U-J06	3/8	3/8	3/8-18	3.38	1.94	.25	7/8
06U-J08	3/8	1/2	1/2-14	3.60	2.13	.25	7/8
08U-J06	1/2	3/8	3/8-18	3.45	2.00	.36	7/8
08U-J08	1/2	1/2	1/2-14	3.60	2.19	.36	7/8
12U-J12	3/4	3/4	3/4-14	4.73	2.56	.61	1-1/4
16U-J16	1	1	1-11-1/2	4.83	2.63	.80	1-3/8

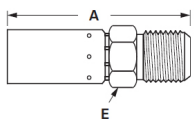
## FOR-SEAL Male Rigid

Does not include o-ring



Part #	Hose ID	Tube Size	Thread Size	O-Ring	A	Hose Cut Off Factor	Hole Dia	Hex E
04U-E64	1/4	1/4	9/16-18	4629X4	2.34	.88	.16	5/8
06U-E66	3/8	3/8	11/16-16	4629X6	2.43	1.000	.25	13/16
06U-E68	3/8	1/2	13/16-16	4629X8	2.54	1.13	.38	7/8
06U-E70	3/8	5/8	1-14	4629X10	2.70	1.27	.25	1-1/16
08U-E68	1/2	1/2	13/16-16	4629X8	2.54	1.13	.36	7/8
08U-E70	1/2	5/8	1-14	4629X10	2.78	1.35	.36	1-1/16
08U-E72	1/2	3/4	1-3/16-12	4629X12	2.76	1.31	.36	1-1/4
10U-E70	5/8	5/8	1-14	4629X10	3.20	1.25	.48	1-1/16
10U-E72	5/8	3/4	1-3/16-12	4629X12	3.45	1.50	.48	1-1/4
12U-E72	3/4	3/4	1-3/16-12	4629X12	3.58	1.44	.61	1-1/4
12U-E76	3/4	1	1-7/16-12	4629X16	3.60	1.44	.61	1-1/2
16U-E76	1	1	1-7/16-12	4629X16	3.73	1.50	.81	1-1/2
20U-E80	1-1/4	1-1/4	1-11/16-12	4629X20	4.10	1.81	1.02	1-3/4

## SAE 37° Flare Male Rigid

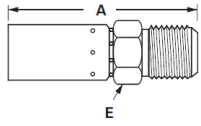


Part #	Hose ID	Tube Size	Thread Size	A	Hose Cut Off Factor	Hole Dia	Hex E
06U-306	3/8	3/8	5/8-18	2.60	1.13	.28	11/16
12U-312	3/4	3/4	1-1/16-14	3.87	1.69	.61	1-1/8

# HOSE & TUBING

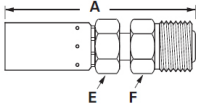
04

## JIC 37° Male Rigid



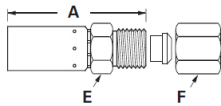
Part #	Hose ID	Tube Size	Thread Size	A	Hose Cut Off Factor	Hole Dia	Hex E
04U-504	1/4	1/4	7/16-20	2.48	1.00	.16	1/2
04U-505	1/4	5/16	1/2-20	2.51	1.00	.16	9/16
04U-506	1/4	3/8	9/16-18	2.55	1.00	.16	5/8
06U-506	3/8	3/8	9/16-18	2.54	1.00	.25	11/16
06U-508	3/8	1/2	3/4-16	2.67	1.25	.25	13/16
06U-510	3/8	5/8	7/8-14	2.83	1.31	.25	15/16
08U-508	1/2	1/2	3/4-16	2.70	1.19	.38	13/16
08U-510	1/2	5/8	7/8-14	2.83	1.31	.36	15/16
08U-512	1/2	3/4	1-1/16-12	2.87	1.44	.36	1-1/8
10U-508	5/8	1/2	3/4-16	3.22	1.31	.39	15/16
10U-510	5/8	5/8	7/8-14	3.32	1.38	.48	15/16
10U-512	5/8	3/4	1-1/16-12	3.42	1.44	.48	1-1/8
12U-510	3/4	5/8	7/8-14	3.64	1.44	.43	1
12U-512	3/4	3/4	1-1/16-12	3.74	1.56	.61	1-1/16
12U-514	3/4	7/8	1-3/16-12	3.81	1.63	.61	1-1/4
12U-516	3/4	1	1-5/16-12	3.81	1.63	.61	1-3/8
16U-514	1	7/8	1-3/16-12	4.18	1.94	.72	1-1/4
16U-516	1	1	1-5/16-12	4.20	2.00	.81	1-3/8
16U-520	1	1-1/4	1-5/8-12	4.02	1.81	.81	1-11/16
20U-520	1-1/4	1-1/4	1-5/8-12	4.60	2.31	1.02	1-11/16

## Inverted Male Swivel Straight



Part #	Hose ID	Tube Size	Thread Size	A	Hose Cut Off Factor	Hole Dia	Hex E	Hex F
04U-B03	1/4	3/16	3/8-24	3.75	2.25	.12	9/16	3/8
04U-B04	1/4	1/4	7/16-24	3.14	1.69	.16	9/16	7/16
04U-B05	1/4	5/16	1/2-20	3.13	1.63	.21	9/16	1/2
06U-B04	3/8	1/4	7/16-24	3.13	1.69	.16	11/16	7/16
06U-B05	3/8	5/16	1/2-20	3.16	1.75	.21	11/16	1/2
06U-B06	3/8	3/8	5/8-18	3.33	1.94	.24	11/16	5/8
06U-B07	3/8	7/16	11/16-18	3.33	1.94	.24	11/16	11/16
08U-B08	1/2	1/2	3/4-18	3.69	2.25	.33	13/16	3/4
08U-B10	1/2	5/8	7/8-18	3.43	2.00	.33	13/16	7/8

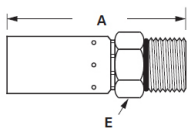
## Flareless Tube Rigid Ermeto 7000 Series with Nut and Sleeve



Part #	Hose ID	Tube Size	Thread Size	A	Hose Cut Off Factor	Hole Dia	Hex E	Hex F
04U-754	1/4	1/4	7/16-20	2.38	.94	.16	9/16	9/16
04U-755	1/4	5/16	1/2-20	2.41	.93	.16	11/16	5/8
06U-754	3/8	1/4	7/16-20	2.40	1.00	.20	11/16	9/16
06U-755	3/8	5/16	1/2-20	2.40	1.00	.23	11/16	5/8
06U-756	3/8	3/8	9/16-18	2.42	1.00	.25	11/16	11/16
08U-758	1/2	1/2	3/4-16	2.51	1.13	.36	13/16	7/8
08U-760	1/2	5/8	7/8-14	2.64	1.25	.36	15/16	1
12U-762	3/4	3/4	1-1/16-12	3.55	1.38	.61	1-1/8	1-1/4
16U-766	1	1	1-5/16-12	3.98	1.75	.81	1-3/8	1-1/2
20U-770	1-1/4	1-1/4	1-5/8-12	4.35	2.00	1.02	1-11/16	2

## Male Straight Thread O-Ring Rigid

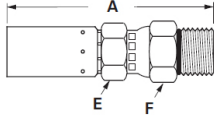
Includes o-ring.



Part #	Hose ID	Port Size	Thread Size	A	Hose Cut Off Factor	Hole Dia	Hex E
04U-P04	1/4	1/4	7/16-20	2.29	.81	.16	9/16
04U-P05	1/4	5/16	1/2-20	2.32	.88	.16	5/8
04U-P06	1/4	3/8	9/16-18	2.35	.88	.16	11/16
06U-P06	3/8	3/8	9/16-18	2.35	.94	.25	11/16
06U-P08	3/8	1/2	3/4-16	2.46	1.06	.25	7/8
06U-P10	3/8	5/8	7/8-14	2.57	1.13	.25	1
08U-P08	1/2	1/2	3/4-16	2.46	1.06	.36	7/8
08U-P10	1/2	5/8	7/8-14	2.55	1.13	.36	1
08U-P12	1/2	3/4	1-1/16-12	2.66	1.25	.36	1-1/4
10U-P08	5/8	1/2	3/4-16	3.00	1.13	.48	15/16
10U-P10	5/8	5/8	7/8-14	3.06	1.13	.48	1
10U-P12	5/8	3/4	1-1/16-12	3.15	1.25	.48	1-1/4
12U-P10	3/4	5/8	7/8-14	3.36	1.19	.50	1
12U-P12	3/4	3/4	1-1/16-12	3.49	1.31	.61	1-1/4
12U-P16	3/4	1	1-5/16-12	3.50	1.31	.61	1-1/2
16U-P16	1	1	1-5/16-12	3.63	1.44	.81	1-1/2
20U-P20	1-1/4	1-1/4	1-5/8-12	4.23	1.94	1.02	1-7/8

## Male Straight Thread O-Ring Swivel

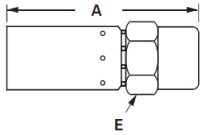
Includes o-ring. Note: Swivel for installation purposes only - not for temperatures above 212°F



Part #	Hose ID	Tube Size	Thread Size	A	Hose Cut Off Factor	Hole Dia	Hex E	Hex F
04U-R04	1/4	1/4	7/16-20	3.33	1.81	.16	5/8	13/16
06U-R06	3/8	3/8	9/16-18	3.29	1.86	.25	11/16	7/8
06U-R08	3/8	1/2	3/4-16	3.25	1.75	.25	11/16	7/8
08U-R08	1/2	1/2	3/4-16	3.27	1.81	.36	13/16	7/8
08U-R10	1/2	5/8	7/8-14	3.41	2.00	.36	13/16	1-1/8
08U-R12	1/2	3/4	1-1/16-12	3.57	2.06	.36	13/16	1-1/4
10U-R08	5/8	1/2	3/4-16	3.96	1.88	.42	15/16	1-1/8
12U-R10	3/4	5/8	7/8-14	4.23	2.06	.50	1	1-1/8

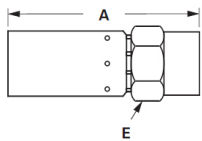
# 04

## Female Grease Tap



Part #	Hose ID	Thread Size	A	Hose Cut Off Factor	Hole Dia	Hex E
04U-C34	1/4	.511-27	2.45	.90	.16	3/4
06U-C36	3/8	.511-27	2.44	.90	.25	3/4

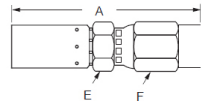
## Female Pipe Rigid



Part #	Hose ID	Pipe Size	Thread Size	A	Hose Cut Off Factor	Hole Dia	Hex E
04U-202	1/4	1/8	1/8-27	2.20	.75	.16	5/8
04U-204	1/4	1/4	1/4-18	2.43	.94	.16	3/4
06U-204	3/8	1/4	1/4-18	2.46	1.06	.25	3/4
06U-206	3/8	3/8	3/8-18	2.57	1.13	.25	7/8
08U-208	1/2	1/2	1/2-14	2.82	1.38	.36	1-1/8
12U-212	3/4	3/4	3/4-14	3.71	1.56	.61	1-3/8

## Female Pipe Swivel

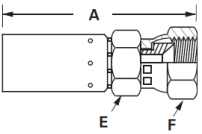
Note: Swivel for installation purposes only - not for temperatures above 212°F



Part #	Hose ID	Pipe Size	Thread Size	A	Hose Cut Off Factor	Hole Dia	Hex E	Hex F
04U-254	1/4	1/4	1/4-18	3.52	2.06	.20	5/8	13/16
06U-256	3/8	3/8	3/8-18	3.61	2.19	.32	11/16	7/8
08U-258	1/2	1/2	1/2-14	3.85	2.38	.43	13/16	1-1/8
12U-262	3/4	3/4	3/4-14	4.81	2.63	.61	1	1-3/8
16U-266	1	1	1-11-1/2	5.26	3.06	.80	1-1/4	1-5/8

## JIC 37° Female Swivel

\*Swivel nuts are universal - both 37°F and 45° connections



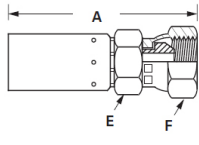
Part #	Hose ID	Pipe Size	Thread Size	A	Hose Cut Off Factor	Hole Dia	Hex E	Hex F
04U-604*	1/4	1/4	7/16-20	2.61	1.13	.16	9/16	9/16
04U-605*	1/4	5/16	1/2-20	2.67	1.18	.16	9/16	5/8
04U-606	1/4	3/8	9/16-18	2.72	1.25	.16	9/16	11/16
06U-604*	3/8	1/4	7/16-20	2.66	1.25	.16	11/16	9/16
06U-606	3/8	3/8	9/16-18	2.77	1.31	.25	11/16	11/16
06U-608*	3/8	1/2	3/4-16	2.86	1.44	.25	11/16	7/8
06U-610*	3/8	5/8	7/8-14	3.00	1.56	.25	7/8	1
06U-612	3/8	3/4	1-1/16-12	3.15	1.69	.25	1	1-1/4
08U-606	1/2	3/8	9/16-18	2.68	1.25	.30	13/16	11/16
08U-608*	1/2	1/2	3/4-16	2.79	1.38	.36	13/16	7/8
08U-610*	1/2	5/8	7/8-14	3.00	1.56	.36	13/16	1
08U-612	1/2	3/4	1-1/16-12	3.12	1.44	.36	1	1-1/4
08U-616	1/2	1	1-5/16-12	3.17	1.75	.36	1-1/4	1-1/2
10U-608*	5/8	1/2	3/4-16	3.48	1.56	.39	15/16	7/8
10U-610*	5/8	5/8	7/8-14	3.53	1.63	.48	15/16	1
10U-612	5/8	3/4	1-1/16-12	3.64	1.75	.48	1	1-1/4
12U-610*	3/4	5/8	7/8-14	3.75	1.56	.48	1	1
12U-612	3/4	3/4	1-1/16-12	3.86	1.69	.61	1	1-1/4
12U-614	3/4	7/8	1-3/16-12	3.88	1.69	.61	1-1/8	1-3/8
12U-616	3/4	1	1-5/16-12	4.07	1.88	.61	1-1/4	1-1/2
16U-612	1	3/4	1-1/16-12	4.37	2.13	.61	1-1/4	1-1/4
16U-614	1	7/8	1-3/16-12	4.35	2.13	.72	1-1/4	1-3/8
16U-616	1	1	1-5/16-12	4.46	2.25	.81	1-1/4	1-1/2
16U-620	1	1-1/4	1-5/8-12	4.30	2.19	.81	1-5/8	2
20U-620	1-1/4	1-1/4	1-5/8-12	4.90	2.63	1.02	1-11/16	2

# HOSE & TUBING

04

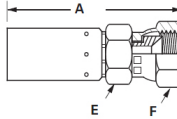
## Female Straight Pipe Swivel (NPSM)

Connects to male pipe fitting with internal seat



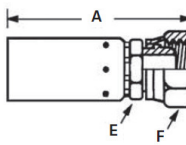
Part #	Hose ID	Pipe Size	Thread Size	A	Hose Cut Off Factor	Hole Dia	Hex E	Hex F
04U-054	1/4	1/4	1/4-18	2.55	1.06	.16	1/2	11/16
06U-056	3/8	3/8	3/8-18	2.65	1.19	.27	11/16	7/8
08U-058	1/2	1/2	1/2-14	2.85	1.44	.36	13/16	1
12U-062	3/4	3/4	3/4-14	3.77	1.63	.61	1	1-1/4
16U-066	1	1	1-11-1/2	4.34	2.13	.81	1-1/4	1-1/2
20U-070	1-1/4	1-1/4	1-1/4-11-1/2	4.76	2.44	1.08	1-11/16	1-7/8

## SAE 45° Female Swivel



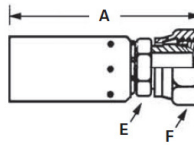
Part #	Hose ID	Pipe Size	Thread Size	A	Hose Cut Off Factor	Hole Dia	Hex E	Hex F
06U-406	3/8	3/8	5/8-18	2.68	1.25	.25	11/16	3/4
12U-412	3/4	3/4	1-1/16-14	3.86	1.69	.61	1	1-1/4

## Female Swivel DIN Universal Seat - Light



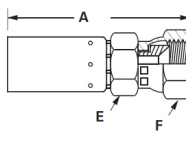
Part #	Hose ID	Tube Size (mm)	Thread Size	A	Hose Cut Off Factor	Hole Dia	Hex E	Hex F
04U-06C	1/4	6	M12X1.5	2.73	1.25	.16	9/16	11/16
04U-08C	1/4	8	M14X1.5	2.76	1.25	.16	9/16	11/16
04U-10C	1/4	10	M16X1.5	2.82	1.38	.16	9/16	3/4
06U-10C	3/8	10	M16X1.5	2.78	1.38	.25	11/16	3/4
06U-12C	3/8	12	M18X1.5	2.98	1.56	.36	13/16	1-1/16
08U-15C	1/2	15	M22X1.5	2.98	1.56	.36	13/16	1-1/16
10U-18C	5/8	18	M26X1.5	3.61	1.69	.48	15/16	1-1/4
12U-22C	3/4	22	M30X2.0	4.03	1.88	.61	1-1/8	1-7/16
16U-28C	1	28	M36X2.0	4.47	2.25	.78	1-1/4	1-5/8
20U-35C	1-1/4	35	M45X2.0	4.61	2.25	1.02	1-3/4	2-1/8

## Female Swivel DIN 24° Seat - Heavy



Part #	Hose ID	Tube Size (mm)	Thread Size	A	Hose Cut Off Factor	Hole Dia	Hex E	Hex F
04U-58C	1/4	8	M16X1.5	2.88	1.40	.16	9/16	3/4
04U-60C	1/4	10	M18X1.5	2.78	1.31	.16	5/8	7/8
04U-62C	1/4	12	M20X1.5	2.67	1.19	.16	3/4	1
06U-60C	3/8	10	M18X1.5	2.78	1.38	.22	3/4	7/8
06U-62C	3/8	12	M20X1.5	2.87	1.44	.25	3/4	1
06U-64C	3/8	14	M22X1.5	2.92	1.50	.25	3/4	1-1/16
08U-66C	1/2	16	M24X1.5	3.06	1.63	.36	7/8	1-1/8
10U-70C	5/8	20	M30X2.0	3.46	1.69	.48	1-1/8	1-7/16
12U-75C	3/4	25	M36X2.0	4.24	2.06	.61	1-1/4	1-5/8
16U-80C	1	30	M42X2.0	4.34	2.13	.81	1-5/8	2
20U-88C	1-1/4	38	M52X2.0	4.80	2.50	1.02	2	2-3/8

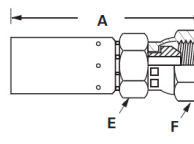
## Female Swivel 30° Flare



Part #	Hose ID	Thread Size	A	Hose Cut Off Factor	Hole Dia	Hex E	Hex F
04U-14K	1/4	M14X1.5	2.89	1.19	.18	9/16	3/4
06U-18K	3/8	M18X1.5	2.86	1.44	.31	11/16	7/8
08U-22K	1/2	M22X1.5	2.99	1.56	.39	13/16	1
10U-24K	5/8	M24X1.5	3.64	1.69	.50	1	1-1/4
12U-30K	3/4	M30X1.5	3.86	1.69	.61	1-1/8	1-3/8
16U-33K	1	M33X1.5	4.53	2.31	.81	1-1/4	1-5/8
20U-36K	1-1/4	M36X1.5	5.24	2.94	.92	1-5/8	1-3/4

## British Standard BSPP 60° Cone Female Pipe Swivel

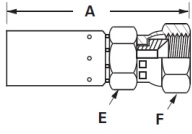
\*G as part of thread size is ISO designation for parallel thread.



Part #	Hose ID	BSPP Pipe Size	Thread Size	A	Hose Cut Off Factor	Hole Dia	Hex E	Hex F
04U-354	1/4	1/4	G-1/4-19*	2.75	1.25	.16	9/16	3/4
04U-356	1/4	3/8	G-3/8-19*	2.84	1.38	.16	3/4	7/8
06U-356	3/8	3/8	G-3/8-19*	2.84	1.44	.25	3/4	7/8
06U-358	3/8	1/2	G-1/2-14*	2.97	1.56	.25	7/8	1-1/16
08U-358	1/2	1/2	G-1/2-14*	3.05	1.63	.36	13/16	1-1/16
08U-360	1/2	5/8	G-5/8-14*	2.96	1.56	.36	13/16	1-3/16
10U-360	5/8	5/8	G-5/8-14*	3.71	1.75	.48	15/16	1-3/16
12U-362	3/4	3/4	G-3/4-14*	3.87	1.75	.61	1	1-1/4
16U-366	1	1	G-1-11*	4.47	2.25	.81	1-1/4	1-1/2
20U-370	1-1/4	1-1/4	G-1-1/4-11*	4.81	2.50	1.02	1-5/8	1-7/8

## Female JIS 30° Flare Parallel Pipe Swivel

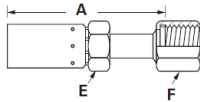
\*G as part of thread size is ISO designation for parallel thread.



Part #	Hose ID	Tube Size	Thread Size	A	Hose Cut Off Factor	Hole Dia	Hex E	Hex F
04U-04L	1/4	1/4	G-1/4-19*	2.73	1.25	.16	9/16	3/4
06U-06L	3/8	3/8	G-3/8-19*	2.84	1.38	.25	11/16	7/8
08U-08L	1/2	1/2	G-1/2-14*	3.02	1.56	.36	13/16	1-1/16
10U-12L	5/8	3/4	G-3/4-14*	3.52	1.56	.48	1	1-5/16
12U-12L	3/4	3/4	G-3/4-14*	3.85	1.75	.61	1	1-1/4
16U-16L	1	1	G-1-11*	4.13	1.94	.81	1-1/4	1-1/2

## Female FOR-SEAL Swivel Straight

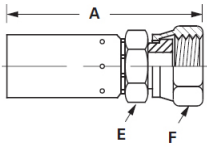
04



Part #	Hose ID	Tube Size	Thread Size	A	Hose Cut Off Factor	Hole Dia	Hex E	Hex F
04U-S64	1/4	1/4	9/16-18	2.56	1.08	.16	9/16	11/16
04U-S66	1/4	3/4	11/16-16	2.85	1.37	.26	9/16	13/16
04U-S68	1/4	1/2	13/16-16	3.19	1.75	.36	11/16	15/16
06U-S64	3/8	1/4	9/16-18	2.81	1.38	.16	11/16	5/8
06U-S66	3/8	3/8	11/16-16	2.64	1.21	.26	11/16	13/16
06U-S68	3/8	1/2	13/16-16	2.80	1.37	.28	11/16	15/16
06U-S70	3/8	5/8	1-14	3.03	1.60	.25	15/16	1-1/8
08U-S66	1/2	3/8	11/16-16	2.75	1.32	.26	13/16	13/16
08U-S68	1/2	1/2	13/16-16	2.80	1.37	.36	13/16	15/16
08U-S70	1/2	5/8	1-14	3.30	1.87	.46	13/16	1-1/8
08U-S72	1/2	3/4	1-3/16-12	3.38	1.94	.36	1	1-3/8
10U-S70	5/8	5/8	1-14	3.53	1.60	.48	15/16	1-1/8
10U-S72	5/8	3/4	1-3/16-12	3.84	1.94	.55	1	1-3/8
12U-S70	3/4	5/8	1-14	3.85	1.70	.46	1	1-1/8
12U-S72	3/4	3/4	1-3/16-12	3.95	1.80	.61	1-1/8	1-3/8
12U-S76	3/4	1	1-7/16-12	4.78	2.81	.61	1-1/4	1-5/8
16U-S72	1	3/4	1-3/16-12	4.336	2.16	.55	1-1/4	1-3/8
12U-S76	1	1	1-7/16-12	4.24	2.14	.78	1-1/4	1-5/8
16U-S80	1	1-1/4	1-11/16-12	4.20	2.00	.81	1-1/2	1-7/8
20U-S80	1-1/4	1-1/4	1-11/16-12	4.54	2.25	1.04	1-5/8	1-7/8

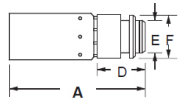
## BSPP Flat Face Female Swivel

\*G as part of thread size is ISO designation for parallel thread.



Part #	Hose ID	Tube Size	Thread Size	A	Hose Cut Off Factor	Hole Dia	Hex E	Hex F
06U-06P	3/8	3/8	G-3/8-19*	2.90	1.50	.25	11/16	7/8
06U-08P	3/8	1/2	G-1/2-14*	2.96	1.50	.25	3/4	1-1/16
08U-08P	1/2	1/2	G-1/2-14*	3.02	1.56	.36	13/16	1-1/16
08U-12P	1/2	3/4	G-3/4-14*	3.06	1.63	.36	1	1-1/4
12U-12P	3/4	3/4	G-3/4-14*	3.92	1.75	.61	1	1-1/4

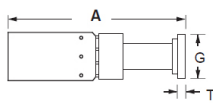
## READY-LOK Male Connector



Part #	Hose ID	Connect Size	A	Hose Cut Off Factor	Hole Dia	Length D	Dia E	Dia F
04U-04S	1/4	1/4	2.82	1.31	.16	1.13	.39	.59
06U-06S	3/8	3/8	2.84	1.31	.26	1.13	.54	.78
08U-08S	1/2	1/2	2.82	1.31	.36	1.13	.70	.94
12U-12S	3/4	3/4	3.64	1.50	.61	1.13	.94	1.14
16U-16S	1	1	3.94	1.75	.81	1.34	1.22	1.53
20U-20S	1-1/4	1-1/4	4.06	1.75	1.02	1.34	1.49	1.80

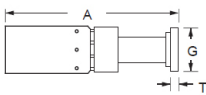
## Split Flange Straight SAE Code 61

\*Not included



Part #	Hose ID	Nom Tube Size	O-Ring Replace*	A	Hose Cut Off Factor	Hole Dia	Dia G	T
08U-G08	1/2	1/2	8x252	3.94	2.50	.33	1.19	.265
12U-G12	3/4	3/4	12x252	4.40	2.25	.58	1.50	.265
12U-G16	3/4	1	16x252	4.40	2.25	.58	1.75	.315
16U-G16	1	1	16x252	4.58	2.38	.77	1.75	.315
16U-G20	1	1-1/4	20x252	4.58	2.38	.77	2.00	.315
20U-G20	1-1/4	1-1/4	20x252	5.04	2.75	1.02	2.00	.315
20U-G24	1-1/4	1-1/2	24x252	5.12	2.81	1.02	2.38	.315

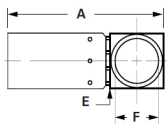
## Split Flange Straight - Metric



Part #	Hose ID	Nom Tube Size	O-Ring Replace*	A	Hose Cut Off Factor	Hole Dia	Dia G	T
10U-G09	5/8	5/8	10X252	4.18	2.25	.46	3.4	.265

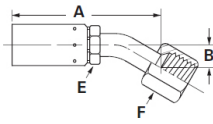
# HOSE & TUBING

04



Banjo

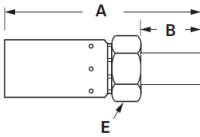
Part #	Hose ID	A	Hose Cut Off Factor	Hole Dia	Hex E
06U-L06	3/8	2.56	.69	.62	7/8



SAE 37° Female Swivel 30° Tube Elbow

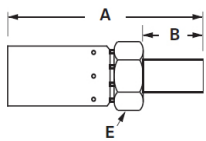
Part #	Hose ID	Tube Size	Thread Size	A	B	Hose Cut Off Factor	Hex E	Hex F
10U-L22	5/8	3/4	1-1/16-12	4.50	.46	2.56	15/16	1-1/4

Metric Standpipe Straight Tube



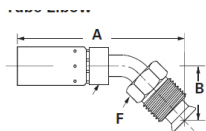
Part #	Hose ID	Tube OD	A	B	Hose Cut Off Factor	Hole Dia	Hex E
04U-38T	1/4	8	3.06	1.00	1.56	.15	5/8
04U-40T	1/4	10	3.10	1.04	1.63	.15	5/8
06U-40T	3/8	10	3.10	1.04	1.63	.24	13/16
06U-42T	3/8	12	3.10	1.04	1.63	.24	13/16
06U-44T	3/8	14	3.28	1.22	1.81	.24	13/16
08U-45T	1/2	15	3.12	1.00	1.69	.35	7/8
08U-46T	1/2	16	3.34	1.22	1.91	.35	7/8
10U-48T	5/8	18	3.64	1.06	1.75	.48	1-15/16
10U-50T	5/8	20	4.00	1.42	2.06	.48	1-15/16
12U-52T	3/4	22	4.13	1.19	1.88	.61	1
12U-55T	3/4	25	4.53	1.59	2.25	.61	1
16U-58T	1	28	4.43	1.25	2.25	.81	1-1/2
16U-60T	1	30	4.89	1.71	2.69	.81	1-1/2

Standpipe Straight Tube

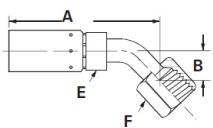


Part #	Hose ID	Tube OD	A	B	Hose Cut Off Factor	Hole Dia	Hex E
04U-T04	1/4	1/4	3.16	1.10	1.69	.15	9/16
06U-T06	3/8	3/8	3.36	1.30	1.94	.25	11/16
08U-T08	1/2	1/2	3.70	1.58	2.25	.33	3/4
10U-T10	5/8	5/8	3.92	1.34	2.00	.46	15/16
12U-T12	3/4	3/4	4.11	1.17	1.94	.58	1
16U-T16	1	1	4.48	1.30	2.31	.76	1-1/4

Inverted Male Swivel 45° Tube Elbow



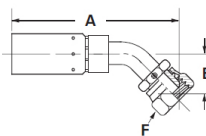
Part #	Hose ID	Tube OD	Thread Size	A	B	Hose Cut Off Factor	Hole Dia	Hex E
04U-B43	1/4	3/16	3/8-24	3.48	.69	2.00	.12	3/8
04U-B44	1/4	1/4	7/16-24	3.61	.93	2.13	.15	7/16
04U-B45	1/4	5/16	1/2-20	3.98	1.14	2.50	.21	1/2
06U-B44	3/8	1/4	7/16-24	3.59	.93	2.19	.15	7/16
06U-B45	3/8	5/16	1/2-20	4.02	1.14	2.56	.21	1/2
06U-B46	3/8	3/8	5/8-18	4.05	1.34	2.63	.24	5/8
06U-B47	3/8	7/16	11/16-18	4.05	1.34	2.63	.24	11/16
08U-B48	1/2	1/2	3/4-18	4.85	1.58	3.44	.33	3/4



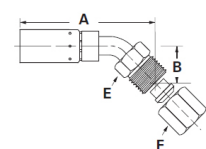
SAE 45° Female Swivel 45° Tube Elbow

Part #	Hose ID	Tube Size	Thread Size	A	B	Hose Cut Off Factor	Hole Dia	Hex E	Hex F
06U-486	3/8	3/8	5/8-18	3.18	.39	1.375	.21	11/16	3/4

Female Swivel DIN Universal Seat 45° Tube Elbow- Light



Part #	Hose ID	Tube Size	Thread Size	A	B	Hose Cut Off Factor	Hole Dia	Hex E	Hex F
04U-08D	1/4	8	M14X1.5	3.08	.73	1.63	.16	11/16	3/4
04U-10D	1/4	10	M16X1.5	3.21	.79	1.75	.16	3/4	3/4
06U-10D	3/8	10	M16X1.5	3.90	.96	2.47	.25	3/4	7/8
06U-12D	3/8	12	M18X1.5	3.93	.96	2.50	.25	7/8	7/8
08U-15D	1/2	15	M22X1.5	3.48	.91	2.06	.36	1-1/16	1-1/16
10U-18D	5/8	18	M26X1.5	4.40	1.08	2.50	.48	1-5/16	1-5/16
12U-22D	3/4	22	M30X2.0	4.62	1.19	2.44	.61	1-7/16	1-7/16
16U-28D	1	28	M36X2.0	5.52	1.59	3.32	.81	1-5/8	1-5/8



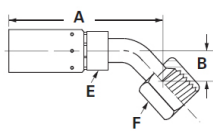
Flareless 45° Tube Elbow 7000 Ermeto Series

Part #	Hose ID	Tube Size	Thread Size	A	B	Hose Cut Off Factor	Hole Dia	Hex E	Hex F
06U-956	3/8	3/8	9/16-18	4.08	.88	2.65	.28	11/16	11/16



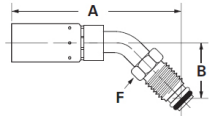
## JIC 37° Female Swivel 45° Tube Elbow

\*Swivel nuts are universal - both 37° and 45° connections



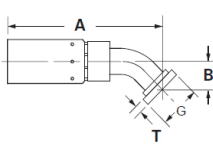
Part #	Hose ID	Tube Size	Thread Size	A	B	Hose Cut Off Factor	Hole Dia	Hex E	Hex F
04U-684*	1/4	1/4	7/16-20	2.98	.33	1.50	.15	9/16	9/16
04U-685*	1/4	5/16	1/2-20	3.14	.36	1.69	.21	9/16	5/8
06U-684*	3/8	1/4	7/16-20	3.09	.33	1.69	.15	11/16	9/16
06U-686	3/8	3/8	9/16-18	3.17	.39	1.75	.25	11/16	11/16
06U-688*	3/8	1/2	3/4-16	3.51	.55	2.08	.25	3/4	7/8
08U-688*	1/2	1/2	3/4-16	3.51	.55	2.08	.35	13/16	7/8
08U-690*	1/2	5/8	7/8-14	3.76	.63	2.31	.36	13/16	1
10U-690*	5/8	5/8	7/8-14	4.22	.63	2.22	.48	15/16	1
10U-692	5/8	3/4	1-1/16-12	4.37	.78	2.44	.48	15/16	1-1/4
12U-692	3/4	3/4	1-1/16-12	4.79	.78	2.64	.59	1	1-1/4
12U-696	3/4	1	1-5/16-12	5.18	1.10	3.00	.61	1-1/4	1-1/2
16U-696	1	1	1-5/16-12	5.28	1.10	3.06	.76	1-1/4	1-1/2

## Male Swivel 45° Tube Elbow O-Ring Port



Part #	Hose ID	Tube OD	O-Ring	Thread Size	A	B	Hose Cut Off Factor	Hole Dia	Hex F
08U-L50	1/2	5/8	7629X7	7/8-14	4.75	1.84	3.38	.36	7/8

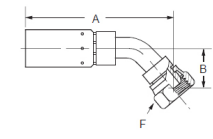
## Split Flange 45° Tube Elbow SAE Code 61



Part #	Hose ID	Nom Flange Size	O-Ring Replace	A	B	Hose Cut Off Factor	Hole Dia	Dia G	T Nom
08U-G41	1/2	1/2	8X252	3.68	.78	2.25	.41	1.19	.265
12U-G42	3/4	3/4	12X252	5.00	1.00	2.88	.58	1.50	.265
12U-G46	3/4	1	16X252	5.00	1.00	2.88	.58	1.75	.315
16U-G46	1	1	16X252	4.82	.89	2.62	.77	1.75	.315
16U-G50	1	1-1/4	20X252	5.00	1.06	2.80	.77	2.00	.315
20U-G50	1-1/4	1-1/4	20X252	5.22	1.09	2.90	1.02	2.00	.315

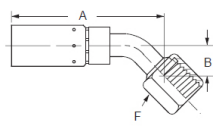
## British Standard 60° Cone BSPP Female Swivel 45° Tube Elbow

\*G as part of thread size is ISO designation for parallel thread



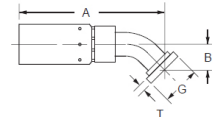
Part #	Hose ID	BSPP Pipe Size	Thread Size	A	B	Hose Cut Off Factor	Hole Dia	Hex F
04U-44P	1/4	1/4	G-1/4-19*	3.69	.91	2.25	.15	3/4
06U-46P	3/8	3/8	G-3/8-19*	3.85	.90	2.44	.25	7/8
08U-48P	1/2	1/2	G-1/2-14*	3.88	.87	2.44	.33	1-1/16
10U-50P	5/8	5/8	G-5/8-14*	4.38	.98	2.44	.46	1-3/16
12U-52P	3/4	3/4	G-3/4-14*	5.53	1.31	3.38	.61	1-1/4
16U-56P	1	1	G-1-11*	5.39	1.46	3.19	.76	1-1/2
20U-60P	1-1/4	1-1/4	G-1-1/4-11*	5.89	1.76	3.57	1.02	1-7/8

## Female FOR-SEAL Swivel 45° Tube Elbow



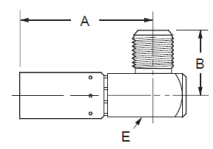
Part #	Hose ID	Tube Size	Thread Size	A	B	Hose Cut Off Factor	Hole Dia	Hex F
04U-L64	1/4	1/4	9/16-18	3.14	.41	1.68	.16	11/16
04U-L66	1/4	3/8	11/16-16	3.24	.43	1.75	.16	13/16
06U-L66	3/8	3/8	11/16-16	3.26	.43	1.81	.26	13/16
06U-L68	3/8	1/2	13/16-16	3.58	.60	2.15	.26	15/16
08U-L66	1/2	3/8	11/16-16	3.32	.43	1.88	.26	13/16
08U-L68	1/2	1/2	13/16-16	3.56	.60	2.13	.36	15/16
08U-L70	1/2	5/8	1-14	3.67	.65	2.25	.36	1-1/8
10U-L70	5/8	5/8	1-14	4.13	.65	2.19	.46	1-1/8
10U-L72	5/8	3/4	1-3/16-12	4.53	.84	2.63	.48	1-3/8
12U-L70	3/4	5/8	1-14	4.49	.65	2.31	.46	1-1/8
12U-L72	3/4	3/4	1-3/16-12	4.96	.84	2.81	.59	1-3/8
12U-L76	3/4	1	1-7/16-12	5.29	.94	3.13	.76	1-5/8
16U-L72	1	3/4	1-3/16-12	4.99	.83	2.79	.56	1-3/8
16U-L76	1	1	1-7/16-12	5.29	.95	3.06	.76	1-5/8
16U-L80	1	1-1/4	1-11/16-12	5.00	1.07	2.79	.81	1-7/8
20U-L80	1-1/4	1-1/4	1-11/16-12	5.15	1.05	2.85	1.01	1-7/8

## Split Flange 45° Tube Elbow - Metric



Part #	Hose ID	Nom Flange Size	O-Ring Replace	A	B	Hose Cut Off Factor	Hole Dia	Dia G	T Nom
10U-G69	5/8	5/8	10X252	4.21	.94	2.25	.46	1.335	.265

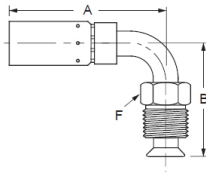
## SAE 37° Male Rigid 90° Elbow



Part #	Hose ID	Tube Size	Thread Size	A	B	Hose Cut Off Factor	Hole Dia	Square E
06U-X60	3/8	5/8	7/8-14	2.50	1.10	1.06	.36	11/16
08U-X60	1/2	5/8	7/8-14	2.75	1.13	1.31	.36	3/4
12U-X60	3/4	5/8	7/8-14	4.15	1.32	2.00	.48	1-1/8

# HOSE & TUBING

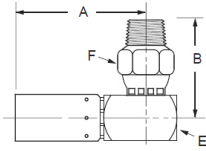
## Inverted Male Swivel 90° Tube Elbow



Part #	Hose ID	Tube Size	Thread Size	A	B	Hose Cut Off Factor	Hole Dia	Hex F
04U-B63	1/4	3/16	3/8-24	2.85	1.06	1.38	.12	3/8
04U-B64	1/4	1/4	7/16-24	2.89	1.36	1.38	.15	7/16
04U-B65	1/4	5/16	1/2-20	3.08	1.61	1.63	.21	1/2
06U-B64	3/8	1/4	7/16-24	2.89	1.36	1.44	.15	7/16
06U-B65	3/8	5/16	1/2-20	3.08	1.61	1.50	.21	1/2
06U-B66	3/8	3/8	5/8-18	3.40	1.97	1.88	.24	5/8
06U-B67	3/8	7/16	11/16-18	3.40	1.97	2.00	.24	11/16
08U-B68	1/2	1/2	3/4-18	3.50	2.32	2.06	.35	3/4

## Male Pipe Swivel 90° Elbow

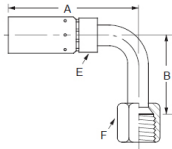
Note: Swivel for installation purposes only - not for temperatures above 212°F



Part #	Hose ID	Tube Size	Thread Size	A	B	Hose Cut Off Factor	Hole Dia	Square E	Hex F
04U-M04	1/4	1/4	1/4-18	2.43	1.79	1.00	.15	11/16	13/16
06U-M04	3/8	1/4	1/4-18	2.50	1.83	1.06	.24	11/16	13/16
06U-M06	3/8	3/8	3/8-18	2.50	1.84	1.06	.24	11/16	7/8
06U-M08	3/8	1/2	1/2-14	2.50	1.97	1.07	.24	11/16	7/8
08U-M08	1/2	1/2	1/2-14	2.75	1.96	1.31	.35	3/4	7/8
12U-M12	3/4	3/4	3/4-14	4.15	2.46	2.00	.61	1-1/8	1-1/4

## JIC 37° Female Swivel Long Drop 90° Tube Elbow

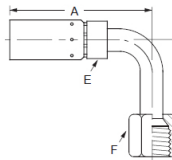
\*Swivel nuts are universal - both 37° and 45° connections



Part #	Hose ID	Tube Size	Thread Size	A	B	Hose Cut Off Factor	Hole Dia	Hex F
04U-644*	1/4	1/4	7/16-20	2.95	1.80	1.50	.15	9/16
06U-644*	3/8	1/4	7/16-20	2.89	1.80	1.44	.15	9/16
06U-646	3/8	3/8	9/16-18	3.18	2.18	1.75	.24	11/16
06U-648*	3/8	1/2	3/4-16	3.35	2.43	1.92	.24	7/8
08U-648*	1/2	1/2	3/4-16	3.33	2.43	1.88	.35	7/8
08U-650*	1/2	5/8	7/8-14	3.45	2.57	2.00	.36	1
10U-650*	5/8	5/8	7/8-14	3.91	2.57	1.98	.48	1
12U-652	3/4	3/4	1-1/16-12	4.81	3.73	2.63	.58	1-1/4
16U-656L33	1	1	1-5/16-12	5.18	3.37	3.00	.76	1-1/2

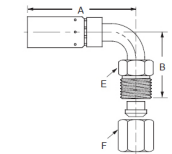
## SAE 45° Female Swivel Long Drop 90° Tube Elbow

\*Swivel nuts are universal - both 37° and 45° connections



Part #	Hose ID	Tube Size	Thread Size	A	B	Hose Cut Off Factor	Hole Dia	Hex F
06U-446	3/8	3/8	5/8-18	3.19	2.18	1.75	.24	3/4

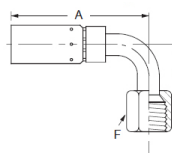
## Flareless 90° Tube 7000 Ermeto Series



Part #	Hose ID	Tube Size	Thread Size	A	B	Hose Cut Off Factor	Hole Dia	Hex E	Hex F
06U-976	3/8	3/8	9/16-18	3.14	1.54	1.69	.28	5/8	11/16

## JIC 37° Female Swivel 90° Tube Elbow

\*Swivel nuts are universal - both SAE 37° and 45° connections.



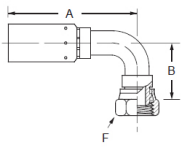
Part #	Hose ID	Tube Size	Thread Size	A	B	Hose Cut Off Factor	Hole Dia	Hex F
04U-664*	1/4	1/4	7/16-20	2.90	.68	1.44	.15	9/16
04U-665*	1/4	5/16	1/2-20	3.09	.77	1.63	.21	5/8
04U-666	1/4	3/4	9/16-18	3.16	.85	1.63	.25	11/16
06U-664*	3/8	1/4	7/16-20	2.85	.68	1.44	.15	9/16
06U-666	3/8	3/8	9/16-18	3.20	.85	1.75	.25	11/16
06U-668*	3/8	1/2	3/4-16	3.27	1.09	1.75	.33	7/8
08U-668*	1/2	1/2	3/4-16	3.33	1.09	1.88	.33	7/8
0U-670*	1/2	5/8	7/8-14	3.92	1.23	2.50	.36	1
10U-670*	5/8	5/8	7/8-14	4.36	1.23	2.44	.46	1
10U-672	5/8	3/4	1-1/16-12	4.96	1.82	3.00	.48	1-1/4
12U-670*	3/4	5/8	7/8-14	4.29	1.23	2.14	.46	1
12U-672	3/4	3/4	1-1/16-12	4.76	1.82	2.63	.58	1-1/4
16U-676	1	1	1-5/16-12	5.03	2.14	2.81	.76	1-1/2
16U-677	1	1-1/4	1-5/8-12	5.06	3.31	2.86	.76	2
20U-677	1-1/4	1-1/4	1-5/8-12	5.29	3.34	2.99	1.01	2

04

# HOSE & TUBING

## Female Swivel Universal Seat DIN 90° Tube Elbow Light

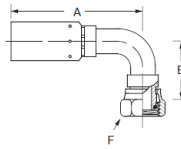
\*Swivel nuts are universal - both SAE 37° and 45° connections.



Part #	Hose ID	Tube Size (mm)	Thread Size	A	B	Hose Cut Off Factor	Hole Dia	Hex F
04U-58D	1/4	8	M14X1.5	2.99	1.48	1.50	.16	11/16
04U-60D	1/4	10	M16X1.5	3.31	1.65	1.81	.16	3/4
06U-60D	3/8	10	M16X1.5	3.29	1.65	1.88	.25	3/4
06U-62D	3/8	12	M18X1.5	3.31	1.65	1.88	.25	7/8
08U-65D	1/2	15	M22X1.5	3.73	1.93	2.31	.36	1-1/16
10U-68D	5/8	18	M26X1.5	4.42	2.28	2.50	.48	1-1/4
12U-72D	3/4	22	M30X2.0	4.97	2.59	2.81	.61	1-7/16
16U-78D	1	28	M36X2.0	4.95	3.27	2.75	.81	1-5/8
20U-85D	1-1/4	35	M45X2.0	5.29	3.51	2.99	1.02	2-3/16

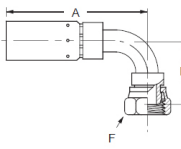
04

## Female 24° Swivel DIN 90° Tube Elbow Heavy



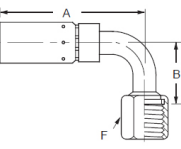
Part #	Hose ID	Tube Size (mm)	Thread Size	A	B	Hose Cut Off Factor	Hole Dia	Hex F
06U-62E	3/8	12	M20X1.5	3.25	1.53	1.82	.25	1
06U-64E	3/8	14	M22X1.5	3.61	1.63	2.19	.25	1-1/16
08U-66E	1/2	16	M24X1.5	3.69	1.95	2.25	.33	1-1/8
10U-70E	5/8	20	M30X2.0	4.46	2.47	2.50	.48	1-7/16
12U-75E	3/4	25	M36X2.0	5.27	2.90	3.13	.61	1-5/8
16U-80E	1	30	M42X2.0	5.19	2.79	3.00	.77	2

## British Standard BSPP 60° Cone Female Pipe Swivel 90° Tube Elbow



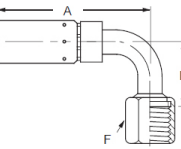
Part #	Hose ID	BSPP Pipe Size	Thread Size	A	B	Hose Cut Off Factor	Hole Dia	Hex F
04U-74P	1/4	1/4	G-1/4-19*	2.99	1.50	1.50	.16	3/4
06U-76P	3/8	3/8	G-3/8-19*	3.26	1.60	1.83	.25	7/8
06U-78P	3/8	1/2	G-1/2-14*	3.06	1.67	1.63	.25	1-1/16
08U-78P	1/2	1/2	G-1/2-14*	3.96	1.89	2.56	.36	1-1/16
08U-80P	1/2	5/8	G-5/8-14*	3.55	1.44	2.13	.36	1-1/4
10U-80P	5/8	5/8	G-5/8-14*	4.15	1.83	2.25	.49	1-3/16
12U-82P	3/4	3/4	G-3/4-14*	5.02	2.49	2.88	.58	1-1/4
16U-86P	1	1	G-1-11*	4.95	3.09	2.75	.77	1-1/2
20U-90P	1-1/4	1-1/4	G-1-1/4-11*	5.37	3.57	2.99	1.51	1-7/8

## Female FOR-SEAL Swivel Short Drop 90° Elbow



Part #	Hose ID	Tube Size	Thread Size	A	B	Hose Cut Off Factor	Hole Dia	Hex F
04U-A24	1/4	1/4	9/16-18	3.00	.81	1.50	.16	11/16
04U-A26	1/4	3/8	11/16-16	3.13	.90	1.75	.16	13/16
06U-A24	3/8	1/4	9/16-18	3.00	.81	1.56	.16	11/16
06U-A26	3/8	3/8	11/16-16	3.13	.90	1.81	.26	13/16
06U-A28	3/8	1/2	13/16-16	3.33	1.15	1.88	.26	15/16
08U-A26	1/2	3/8	11/16-16	3.13	.90	1.75	.26	13/16
08U-A28	1/2	1/2	13/16-16	3.34	1.15	1.91	.36	15/16
08U-A30	1/2	5/8	1-14	3.46	1.27	2.06	.36	1-1/8
08U-A32	1/2	3/4	1-3/16-12	3.98	1.88	2.56	.36	1-3/8
10U-A30	5/8	5/8	1-14	3.92	1.27	2.00	.46	1-1/8
10U-A32	5/8	3/4	1-3/16-12	4.37	1.88	2.44	.46	1-3/8
12U-A30	3/4	5/8	1-14	4.26	1.27	2.13	.46	1-1/8
12U-A32	3/4	3/4	1-3/16-12	4.86	1.88	2.69	.59	1-3/8
12U-A36	3/4	1	1-7/16-12	5.14	2.21	2.98	.61	1-5/8
16U-A36	1	1	1-7/16-12	5.23	2.21	3.00	.76	1-5/8
16U-A40	1	1-1/4	1-11/16-12	5.06	2.59	2.86	.81	1-7/8
20U-A40	1-1/4	1-1/4	1-11/16-12	5.29	2.50	2.99	1.02	1-7/8
20U-A44	1-1/4	1-1/2	2-12	5.29	2.67	2.99	1.02	2-1/4

## Female FOR-SEAL Swivel Medium Drop 90° Tube Elbow

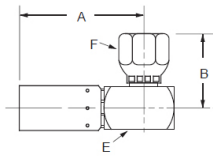


Part #	Hose ID	Tube Size	Thread Size	A	B	Hose Cut Off Factor	Hole Dia	Hex F
04U-J34	1/4	1/4	9/16-18	3.07	1.26	1.59	.16	11/16
04U-J36	1/4	3/8	11/16-16	3.13	1.51	1.69	.16	13/16
04U-J38	1/4	1/2	13/16-16	3.37	1.62	1.88	.16	15/16
06U-J36	3/8	3/8	11/16-16	3.20	1.51	1.69	.24	13/16
06U-J38	3/8	1/2	13/16-16	3.36	1.62	1.93	.25	15/16
08U-J36	1/2	3/8	11/16-16	3.20	1.51	1.72	.24	13/16
08U-J38	1/2	1/2	13/16-16	3.37	1.62	1.94	.33	15/16
08U-J42	1/2	3/4	1-3/16-12	4.02	2.28	2.59	.36	1-3/8
10U-J40	5/8	5/8	1-14	4.29	1.85	2.13	.46	1-1/8
12U-J40	3/4	5/8	1-14	3.95	1.85	2.00	.46	1-1/8
12U-J42	3/4	3/4	1-3/16-12	4.83	2.28	2.69	.58	1-3/8
16U-J46	1	1	1-7/16-12	5.33	2.78	3.13	.76	1-5/8
16U-J50	1	1-1/4	1-11/16-12	5.11	3.22	3.04	.81	1-7/8
20U-J50	1-1/4	1-1/4	1-11/16-12	5.31	3.09	3.00	1.01	1-7/8

# HOSE & TUBING

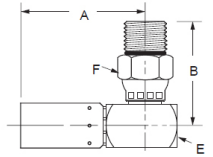
04

## JIC 37° Female Swivel 90° Elbow



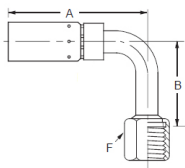
Part #	Hose ID	Tube Size	Thread Size	A	B	Hose Cut Off Factor	Hole Dia	Square E	Hex F
04U-554	1/4	1/4	7/16-20	2.43	1.06	.95	.16	11/16	9/16
06U-556	3/8	3/8	9/16-18	2.50	1.18	1.06	.25	11/16	11/16
08U-558	1/2	1/2	3/4-16	2.75	1.35	1.31	.36	3/4	7/8
08U-560	1/2	5/8	7/8-14	2.75	1.34	1.31	.36	3/4	1
12U-560	3/4	5/8	7/8-14	4.15	1.54	2.00	.61	1-1/8	1
12U-562	3/4	3/4	1-1/16-12	4.15	1.62	2.00	.61	1-1/8	1-1/8
12U-564	3/4	7/8	1-3/16-12	4.15	1.68	2.00	.61	1-1/8	1-3/8

## Male Straight Thread O-Ring Swivel 90° Elbow



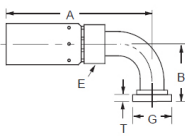
Part #	Hose ID	Tube Size	Thread Size	A	B	Hose Cut Off Factor	Hole Dia	Square E	Hex F
04U-R66	1/4	3/8	9/16-18	2.43	1.68	.94	.16	11/16	7/8
06U-R66	3/8	3/8	9/16-18	2.50	1.68	1.06	.25	11/16	7/8
06U-R68	3/8	1/2	3/4-16	2.50	1.64	1.06	.25	11/16	7/8
06U-R70	3/8	5/8	7/8-14	2.50	1.80	1.06	.25	11/16	1
08U-R68	1/2	1/2	3/4-16	2.75	1.64	1.31	.36	3/4	7/8
08U-R70	1/2	5/8	7/8-14	2.75	1.79	1.31	.36	3/4	1-1/8
08U-R72	1/2	3/4	1-1/16-12	2.75	1.89	1.31	.36	3/4	1-1/4
12U-R72	3/4	3/4	1-1/16-12	4.15	2.24	2.00	.61	1-1/8	1-7/16

## Female FOR-SEAL Swivel Long Drop 90° Tube Elbow



Part #	Hose ID	Tube Size	Thread Size	A	B	Hose Cut Off Factor	Hole Dia	Hex F
04U-A64	1/4	1/4	9/16-18	3.14	1.80	1.63	.16	11/16
04U-A66	1/4	3/8	11/16-16	3.31	2.13	1.83	.16	13/16
06U-A66	3/8	3/8	11/16-16	3.34	2.13	1.91	.24	13/16
06U-A68	3/8	1/2	13/16-16	3.37	2.51	1.94	.25	15/16
08U-A68	1/2	1/2	13/16-16	3.28	2.51	1.85	.36	15/16
08U-A70	1/2	5/8	1-14	3.49	2.76	2.00	.36	1-1/8
10U-A70	5/8	5/8	1-14	3.95	2.76	2.06	.46	1-1/8
12U-A72	3/4	3/4	1-3/16-12	4.87	3.78	2.72	.59	1-3/8
16U-A76	1	1	1-7/16-12	5.34	4.50	3.13	.76	1-5/8
20U-A80	1-1/4	1-1/4	1-11/16-12	5.31	5.09	3.00	1.01	1-7/8
20U-A84	1-1/4	1-1/4	2-12	5.31	5.54	3.00	1.01	2-1/4

## Split Flange 90° Tube Elbow SAE Code 61



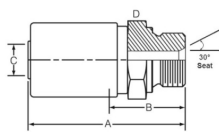
Part #	Hose ID	Tube Size	Thread Size	A	B	Hose Cut Off Factor	Hole Dia	Square E	Hex F
08U-G71	1/2	1/2	8X252	3.63	1.63	2.19	.41	1.19	.265
12U-G72	3/4	3/4	12X252	4.75	2.13	2.63	.58	1.50	.265
12U-G76	3/4	1	16X252	4.78	2.13	2.56	.58	1.75	.315
16U-G76	1	1	16X252	5.43	2.38	3.23	.77	1.75	.315
16U-G80	1	1-1/4	20X252	5.43	2.38	3.23	.77	2.00	.315
20U-G80	1-1/4	1-1/4	20X252	5.35	2.63	3.05	1.02	2.00	.315
20U-G84	1-1/4	1-1/2	24X252	5.37	2.63	3.05	1.02	2.38	.315

## HY Series Hose Ends

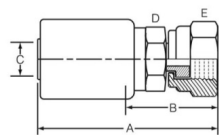
Recommended Hoses (unless noted): R6, R17, R2, FL, R16, GL, R1, R7, R7E, R4, & R5

Compatible Machines: D105, D165, and D206

## Male BSPP DIN 3852



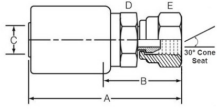
Part #	Hose ID	Thread Size	A OAL	B Cut Off	C Orifice	D Hex
HY04-04BP	1/4	1/4-19	2.40	1.03	.16	13/16
HY04-06BP	1/4	3/8-19	2.54	1.19	.16	7/8
HY06-06BP	3/8	3/8-19	2.55	1.19	.27	7/8
HY06-08BP	3/8	1/2-14	2.65	1.28	.27	1-1/16
HY08-06BP	1/2	3/8-19	2.73	1.38	.38	7/8
HY08-08BP	1/2	1/2-14	2.83	1.47	.38	1-1/16
HY10-10BP	5/8	5/8-14	2.98	1.59	.50	1-1/8
HY12-12BP	3/4	3/4-14	3.09	1.50	.61	1-5/16
HY16-16BP	1	1-11	3.31	1.69	.81	1-9/16



## BSPP Female Swivel Flat Faced Seat

Part #	Hose ID	Thread Size	A OAL	B Cut Off	C Orifice	D Hex	E Hex
HY06-08BPFB	3/8	1/2-14	2.84	1.50	.27	7/8	1
HY08-08BPFB	1/2	1/2-14	2.95	1.67	.38	7/8	1
HY08-12BPFB	1/2	3/4-14	3.14	1.78	.38	1-1/8	1-1/4

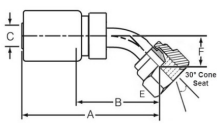
## BSPP Female Swivel Male 60° Cone



Part #	Hose ID	Thread Size	A OAL	B Cut Off	C Orifice	D Hex	E Hex
HY04-02BPF	1/4	1/8-28	2.51	1.16	.13	9/16	9/16
HY04-04BPF	1/4	1/4-19	2.62	1.28	.16	9/16	11/16
HY04-06BPF	1/4	3/8-19	2.69	1.34	.16	3/4	7/8
HY06-04BPF	3/8	1/4-19	2.64	1.28	.22	3/4	11/16
HY06-06BPF	3/8	3/8-19	2.70	1.34	.27	3/4	7/8
HY06-08BPF	3/8	1/2-14	2.84	1.50	.27	7/8	1
HY08-06BPF	1/2	3/8-19	2.94	1.59	.38	7/8	7/8
HY08-08BPF	1/2	1/2-14	3.02	1.66	.38	1	7/8
HY08-10BPF	1/2	5/8-14	3.08	1.70	.38	1	1-1/8
HY10-08BPF	5/8	1/2-14	3.03	1.66	.50	1-1/16	1
HY10-10BPF	5/8	5/8-14	3.09	1.72	.50	1-1/16	1-1/8
HY10-12BPF	5/8	3/4-14	3.16	1.78	.50	1-1/8	1-1/4
HY12-12BPF	3/4	3/4-14	3.25	1.70	.61	1-1/4	1-1/4
HY12-16BPF	3/4	1-11	3.30	1.72	.61	1-3/8	1-1/2
HY16-16BPF	1	1-11	3.45	1.84	.81	1-3/8	1-1/2

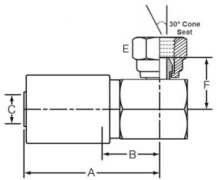
04

## BSPP 45° Bent Tube Female Swivel Male 60° Cone



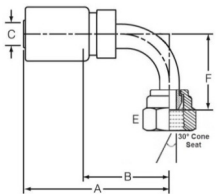
Part #	Hose ID	Thread Size	A OAL	B Cut Off	C Orifice	E Hex	F Drop
HY04-04BPF45T	1/4	1/4-19	3.45	2.19	.16	11/16	.75
HY04-06BPF45T	1/4	3/8-19	3.92	2.56	.16	7/8	.91
HY06-06BPF45T	3/8	3/8-19	3.58	2.22	.27	7/8	.95
HY06-08BPF45T	3/8	1/2-14	4.06	2.72	.27	1	.98
HY08-08BPF45T	1/2	1/2-14	4.38	2.88	.38	1	1.00
HY10-10BPF45T	5/8	5/8-14	4.21	2.71	.50	1-1/8	1.10
HY12-12BPF45T	3/4	3/4-14	4.23	2.63	.61	1-1/4	1.18
HY16-16BPF45T	1	1-11	5.03	3.29	.81	1-1/2	1.33

## BSPP 90° Block Female Swivel Male 60° Cone



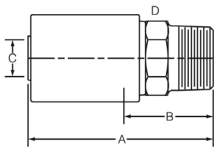
Part #	Hose ID	Thread Size	A OAL	B Cut Off	C Orifice	E Hex	F Drop
HY04-04BPF90	1/4	1/4-19	2.31	.94	.16	11/16	.88
HY06-06BPF90	3/8	3/8-19	2.33	.99	.27	7/8	.94
HY06-08BPF90	3/8	1/2-14	2.33	.97	.27	1	1.00
HY08-08BPF90	1/2	1/2-14	2.44	1.09	.38	1	1.00
HY12-12BPF90	3/4	3/4-14	2.76	1.19	.61	1-1/4	1.22
HY16-16BPF90	1	1-11	3.03	1.41	.81	1-1/2	1.47

## BSPP 90° Bent Tube Female Swivel Male 60° Cone



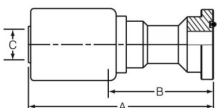
Part #	Hose ID	Thread Size	A OAL	B Cut Off	C Orifice	E Hex	F Drop
HY04-04BPF90T	1/4	1/4-19	3.07	1.72	.16	11/16	1.33
HY04-06BPF90T	1/4	3/8-19	3.43	2.06	.16	7/8	1.66
HY06-06BPF90T	3/8	3/8-19	3.07	1.88	.27	7/8	1.79
HY06-08BPF90T	3/8	1/2-14	3.56	2.22	.27	1	1.83
HY08-08BPF90T	1/2	1/2-14	3.79	2.44	.38	1	1.95
HY10-10BPF90T	5/8	5/8-14	3.92	2.56	.50	1-1/8	2.10
HY10-12BPF90T	5/8	3/4-14	4.04	2.66	.50	1-1/4	2.37
HY12-12BPF90T	3/4	3/4-14	3.97	2.42	.61	1-1/4	2.33
HY16-16BPF90T	1	1-11	4.55	2.82	.81	1-1/2	2.90

## BSPT Male DIN 2999



Part #	Hose ID	Thread Size	A OAL	B Cut Off	C Orifice	D Hex
HY04-02BT	1/4	1/8-28	2.34	1.00	.16	9/16
HY04-04BT	1/4	1/4-19	2.53	1.19	.16	9/16
HY04-06BT	1/4	3/8-19	2.53	1.19	.16	11/16
HY06-06BT	3/8	3/8-19	2.55	1.19	.27	11/16
HY06-08BT	3/8	1/2-14	2.73	1.38	.27	7/8
HY08-06BT	1/2	3/8-19	2.72	1.38	.38	7/8
HY08-08BT	1/2	1/2-14	2.91	1.56	.38	7/8
HY10-12BT	5/8	3/4-14	2.92	1.59	.50	1-1/8
HY12-12BT	3/4	3/4-14	3.08	1.50	.61	1-1/4
HY16-16BT	1	1-11	3.42	1.82	.81	1-3/8

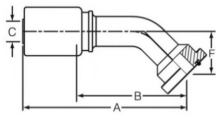
## O-Ring Flange SAE Code 61



Part #	Hose ID	Thread Size	A OAL	B Cut Off	C Orifice
HY08-08PA	1/2	1.19	3.84	2.50	.38
HY08-12PA	1/2	1.50	3.84	2.50	.38
HY12-12PA	3/4	1.50	3.88	2.31	.58
HY12-16PA	3/4	1.75	3.88	2.31	.58
HY16-16PA	1	1.75	4.17	2.20	.81
HY16-20PA	1	2.00	4.17	2.84	.81
HY20-20PA	1-1/4	2.00	4.58	2.75	1.03
HY20-24PA	1-1/4	2.38	4.71	2.88	1.03

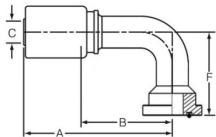
# HOSE & TUBING

## 45° Bent Tube O-Ring Flange SAE Code 61



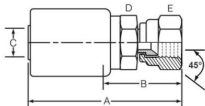
Part #	Hose ID	Thread Size	A OAL	B Cut Off	C Orifice	F Drop
HY08-08PA45	1/2	1.19	4.52	2.72	.38	.77
HY08-12PA45	1/2	1.50	4.52	2.72	.38	.77
HY12-12PA45	3/4	1.50	4.44	2.85	.56	1.48
HY12-16PA45	3/4	1.75	4.11	2.53	.56	1.02
HY12-20PA45	3/4	2.00	3.88	2.53	.58	1.02
HY16-16PA45	1	1.75	4.47	2.87	.81	1.06
HY16-24PA45	1	2.38	4.47	2.84	.81	1.06
HY20-20PA45	1-1/4	2.00	5.05	3.22	1.03	1.16
HY20-24PA45	1-1/4	2.38	5.14	3.31	1.03	1.25

## 90° Bent Tube O-Ring Flange SAE Code 61



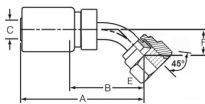
Part #	Hose ID	Thread Size	A OAL	B Cut Off	C Orifice	F Drop
HY08-08PA90	1/2	1.19	3.81	2.47	.38	1.63
HY08-12PA90	1/2	1.50	3.75	2.25	.38	1.56
HY12-12PA90	3/4	1.50	3.99	2.41	.59	2.31
HY12-20PA90	3/4	2.00	3.83	2.25	.59	2.17
HY16-16PA90	1	1.75	4.55	2.94	.81	2.40
HY16-20PA90	1	2.00	4.54	2.94	.81	2.40
HY18-20PA90	1-1/8	2.00	5.08	3.47	.94	2.62
HY20-20PA90	1-1/4	2.00	5.34	3.50	1.03	2.62
HY20-24PA90	1-1/4	2.38	5.34	3.50	1.03	2.75

## Female Swivel 45° Flare



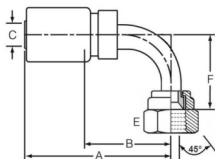
Part #	Hose ID	Thread Size	A OAL	B Cut Off	C Orifice	D Hex	E Hex
HY04-04FA	1/4	7/16-20	2.60	1.26	.16	9/16	9/16
HY04-05FA	1/4	1/2-20	2.66	1.31	.16	9/16	5/8
HY04-06FA	1/4	5/8-18	2.73	1.38	.16	11/16	3/4
HY05-05FA	5/16	1/2-20	2.68	1.34	.20	5/8	5/8
HY05-06FA	5/16	5/8-18	2.68	1.34	.20	5/8	5/8
HY06-06FA	3/8	5/8-18	2.75	1.41	.20	5/8	3/4
HY06-08FA	3/8	3/4-16	2.73	1.38	.27	13/16	7/8
HY07-06FA	13/32	5/8-18	2.75	1.41	.31	7/8	3/4
HY07-08FA	13/32	3/4-16	2.73	1.47	.31	7/8	7/8
HY08-08FA	1/2	3/4-16	2.90	1.56	.38	7/8	7/8
HY08-10FA	1/2	7/8-14	2.98	1.63	.38	1	1
HY10-10FA	5/8	7/8-14	3.06	1.69	.50	1	1-1/8
HY10-12FA	5/8	1-1/16-14	3.33	1.94	.50	1-1/8	1-1/4
HY12-08FA	3/4	3/4-16	3.17	1.59	.61	1-1/4	7/8
HY12-12FA	3/4	1-1/16-14	3.41	1.84	.61	1-1/4	1-1/4

## 45° Bent Tube Female Swivel 45° Flare



Part #	Hose ID	Thread Size	A OAL	B Cut Off	C Orifice	E Hex	F Drop
HY04-04FA45T	1/4	7/16-20	3.19	1.84	.19	9/16	.33
HY04-05FA45T	1/4	1/2-20	3.27	1.91	.16	5/8	.36
HY06-05FA45T	3/8	1/2-20	3.28	1.94	.27	5/8	.36
HY06-06FA45T	3/8	5/8-18	3.33	1.97	.27	3/4	.39
HY08-08FA45T	1/2	3/4-16	3.77	2.38	.38	7/8	.54
HY08-10FA45T	1/2	7/8-14	3.41	2.06	.38	1-1/16	.63
HY10-12FA45T	5/8	1-1/16-14	3.94	2.56	.50	1-1/4	.77
HY12-12FA45T	3/4	1-1/16-14	4.03	2.44	.61	1-1/4	.77

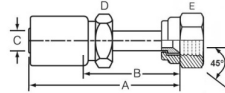
## 90° Bent Tube Female Swivel 45° Flare



Part #	Hose ID	Thread Size	A OAL	B Cut Off	C Orifice	E Hex	F Drop
HY04-04FA90T	1/4	7/16-20	3.13	1.78	.16	9/16	.69
HY04-05FA90T	1/4	1/2-20	3.16	1.81	.16	5/8	.77
HY05-06FA90T	5/16	5/8-18	3.25	1.91	.20	3/4	.86
HY06-04FA90T	3/8	7/16-20	3.08	1.72	.19	9/16	.69
HY06-05FA90T	3/8	1/2-20	3.17	1.81	.27	5/8	.77
HY06-06FA90T	3/8	5/8-18	3.23	1.88	.27	3/4	.91
HY06-08FA90T	3/8	3/4-16	3.48	2.16	.27	7/8	1.12
HY08-08FA90T	1/2	3/4-16	3.59	2.25	.38	7/8	1.12
HY08-10FA90T	1/2	7/8-14	3.11	1.75	.38	1-1/16	1.23
HY10-12FA90T	5/8	1-1/16-14	3.89	2.50	.50	1-1/4	1.83
HY12-12FA90T	3/4	1-1/16-14	3.89	2.30	.61	1-1/4	1.83

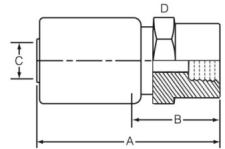
04

## Straight Tube Female Swivel 45° Flare



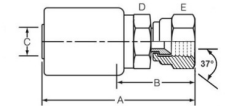
Part #	Hose ID	Thread Size	A OAL	B Cut Off	C Orifice	D Hex	E Hex
HY04-04FAT	1/4	7/16-20	3.16	1.81	.16	9/16	9/16
HY04-05FAT	1/4	1/2-20	3.16	1.81	.16	9/16	5/8
HY06-04FAT	3/8	7/16-20	3.11	1.75	.19	11/16	9/16
HY06-05FAT	3/8	1/2-20	3.17	1.81	.27	11/16	5/8
HY06-06FAT	3/8	5/8-18	3.73	2.38	.27	11/16	3/4
HY06-08FAT	3/8	3/4-16	4.11	2.75	.27	11/16	7/8
HY08-08FAT	1/2	3/4-16	3.97	2.59	.38	7/8	7/8
HY08-10FAT	1/2	7/8-14	4.23	2.88	.38	1	1-1/16

## NPTF Female



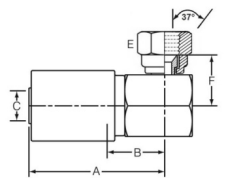
Part #	Hose ID	Thread Size	A OAL	B Cut Off	C Orifice	D Hex
HY04-02FF	1/4	1/8-27	2.34	1.00	.16	5/8
HY04-04FF	1/4	1/4-18	2.47	1.13	.16	11/16
HY04-06FF	1/4	3/8-18	2.47	1.13	.16	7/8
HY06-04FF	3/8	1/4-18	2.48	1.13	.27	11/16
HY06-06FF	3/8	3/8-18	2.48	1.13	.27	7/8
HY06-08FF	3/8	1/2-14	2.75	1.41	.27	1
HY08-08FF	1/2	1/2-14	2.84	1.50	.38	1
HY12-08FF	3/4	1/2-14	2.83	1.25	.61	1-1/4
HY12-12FF	3/4	3/4-14	2.83	1.70	.61	1-1/4
HY16-16FF	1	1-11-1/2	3.27	1.66	.81	1-1/2

## Female Swivel 37° Flare JIC



Part #	Hose ID	Thread Size	A OAL	B Cut Off	C Orifice	D Hex	E Hex
HY04-03FJ	1/4	3/8-24	2.58	1.22	.16	9/16	1/2
HY04-04FJ	1/4	7/16-20	2.60	1.25	.16	9/16	9/16
HY04-05FJ	1/4	1/2-20	2.65	1.31	.16	9/16	5/8
HY04-06FJ	1/4	9/16-18	2.67	1.31	.16	5/8	11/16
HY04-08FJ	1/4	3/4-16	2.76	1.47	.16	13/16	7/8
HY05-05FJ	5/16	1/2-20	2.69	1.34	.20	5/8	5/8
HY05-06FJ	5/16	9/16-18	2.70	1.34	.20	5/8	5/8
HY06-04FJ	3/8	7/16-20	2.67	1.31	.27	3/4	9/16
HY06-05FJ	3/8	1/2-20	2.73	1.38	.27	3/4	5/8
HY06-06FJ	3/8	9/16-18	2.69	1.34	.27	11/16	11/16
HY06-08FJ	3/8	3/4-16	2.72	1.38	.27	13/16	7/8
HY06-10FJ	3/8	7/8-14	2.81	1.47	.27	7/8	1
HY07-06FJ	13/32	9/16-18	2.69	1.34	.31	7/8	11/16
HY08-06FJ	1/2	9/16-18	2.86	1.50	.38	7/8	11/16
HY08-08FJ	1/2	3/4-16	2.90	1.56	.38	7/8	7/8
HY08-10FJ	1/2	7/8-14	2.98	1.63	.38	1	1
HY08-12FJ	1/2	1-1/16-12	3.05	1.69	.38	1-1/8	1-1/4
HY10-06FJ	5/8	9/16-18	2.94	1.56	.30	1-1/8	11/16
HY10-08FJ	5/8	3/4-16	2.98	1.59	.50	1-1/8	7/8
HY10-10FJ	5/8	7/8-14	3.06	1.69	.48	1-1/8	1
HY10-12FJ	5/8	1-1/16-12	3.12	1.75	.50	1-1/8	1-1/4
HY12-08FJ	3/4	3/4-16	3.08	1.53	.61	1-1/4	7/8
HY12-10FJ	3/4	7/8-14	3.16	1.67	.48	1-1/4	1
HY12-12FJ	3/4	1-1/16-12	3.22	1.66	.61	1-1/4	1-1/4
HY12-14FJ	3/4	1-3/16-12	3.23	1.76	.61	1-1/4	1-1/4
HY12-16FJ	3/4	1-5/16-12	3.30	1.72	.61	1-1/4	1-1/2
HY14-16FJ	7/8	1-5/16-12	3.30	1.81	.72	1-3/8	1-1/2
HY16-12FJ	1	1-1/16-12	3.38	1.72	.81	1-3/8	1-1/4
HY16-14FJ	1	1-3/16-12	3.38	1.75	.81	1-3/8	1-3/8
HY16-16FJ	1	1-5/16-12	3.45	1.84	.81	1-3/8	1-1/2
HY16-20FJ	1	1-5/8-12	3.70	1.97	.81	1-3/4	2
HY18-20FJ	1-1/8	1-5/8-12	3.70	2.09	.94	1-3/4	2
HY20-16FJ	1-1/4	1-5/16-12	3.84	2.00	.103	1-3/4	1-1/2
HY20-20FJ	1-1/4	1-5/8-12	4.09	2.25	.103	2	2
HY22-24FJ	1-3/8	1-7/8-12	4.56	2.72	1.16	2	2-1/4

## 90° Block Female Swivel 37° Flare JIC

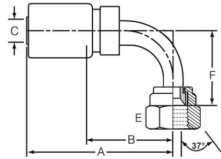


Part #	Hose ID	Thread Size	A OAL	B Cut Off	C Orifice	E Hex	F Drop
HY06-06FJ90	3/8	9/16-18	2.33	.97	.27	11/16	1.00
HY06-08FJ90	3/8	3/4-16	2.33	.97	.27	7/8	1.00
HY08-08FJ90	1/2	3/4-16	3.00	1.09	.38	7/8	1.06
HY08-10FJ90	1/2	7/8-14	3.00	1.09	.38	1	1.06
HY10-10FJ90	5/8	7/8-14	3.11	1.16	.50	1	1.17
HY12-10FJ90	3/4	7/8-14	3.25	1.19	.61	1	1.28
HY12-12FJ90	3/4	1-1/16-12	3.33	1.19	.61	1-1/4	1.28
HY12-16FJ90	3/4	1-5/16-12	3.33	1.19	.61	1-1/2	1.09

# HOSE & TUBING

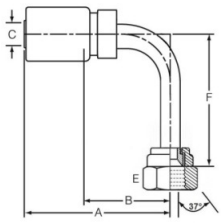
## 90° Bent Tube Female Swivel 37° Flare JIC

04



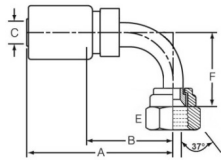
Part #	Hose ID	Thread Size	A OAL	B Cut Off	C Orifice	E Hex	F Drop
HY04-04FJ90T	1/4	7/16-20	3.13	1.78	.16	9/16	.83
HY04-05FJ90T	1/4	1/2-20	3.16	1.81	.16	5/8	.83
HY04-06FJ90T	1/4	9/16-18	3.25	1.91	.16	3/4	.86
HY05-05FJ90T	5/16	1/2-20	3.19	1.84	.20	5/8	.77
HY05-06FJ90T	5/16	9/16-18	3.25	1.91	.20	11/16	.86
HY06-05FJ90T	3/8	1/2-20	3.18	1.81	.27	5/8	.76
HY06-06FJ90T	3/8	9/16-18	3.23	1.88	.27	11/16	.86
HY06-08FJ90T	3/8	3/4-16	3.48	2.13	.27	7/8	1.12
HY07-06FJ45T	13/32	9/16-18	3.23	1.88	.31	11/16	.86
HY07-08FJ90T	13/32	3/4-16	3.03	1.69	.31	7/8	1.09
HY08-06FJ90T	1/2	9/16-18	3.41	2.06	.38	11/16	.86
HY08-08FJ90T	1/2	3/4-16	3.59	2.25	.38	7/8	1.13
HY08-10FJ90T	1/2	7/8-14	3.11	1.75	.38	1	1.23
HY08-12FJ90T	1/2	1-1/16-12	3.61	2.25	.38	1-1/4	1.83
HY10-10FJ90T	5/8	7/8-14	3.39	2.00	.50	1	1.23
HY10-12FJ90T	5/8	1-1/16-12	3.89	2.50	.50	1-1/4	1.83
HY12-10FJ90T	3/4	7/8-14	3.25	1.69	.61	1	1.23
HY12-12FJ90T	3/4	1-1/16-12	3.84	2.28	.61	1-1/4	1.83
HY12-16FJ90T	3/4	1-5/16-12	4.33	2.78	.61	1-1/2	2.14
HY14-16FJ90T	7/8	1-5/16-12	3.97	2.50	.72	1-1/2	2.14
HY16-16FJ90T	1	1-5/16-12	4.31	2.69	.81	1-1/2	2.31
HY20-20FJ90T	1-1/4	1-5/8-12	5.58	3.75	1.03	2	2.58

## 90° Long Drop Bent Tube Female Swivel 37° Flare



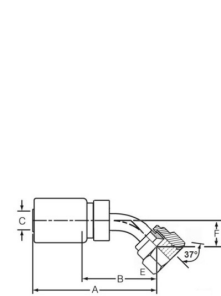
Part #	Hose ID	Thread Size	A OAL	B Cut Off	C Orifice	E Hex	F Drop
HY04-04FJ90TL	1/4	7/16-20	3.13	1.78	.16	9/16	1.80
HY04-05FJ90TL	1/4	1/2-20	3.16	1.81	.16	5/8	1.77
HY04-06FJ90TL	1/4	9/16-18	3.22	1.88	.16	11/16	2.19
HY06-06FJ90TL	3/8	9/16-18	3.23	1.88	.27	11/16	2.19
HY06-08FJ90TL	3/8	3/4-16	3.68	2.13	.27	7/8	2.18
HY08-08FJ90TL	1/2	3/4-16	3.59	2.25	.38	7/8	2.52
HY08-10FJ90TL	1/2	7/8-14	3.36	2.00	.38	1	2.76
HY10-12FJ90TL	5/8	1-1/16-12	3.89	2.50	.50	1-1/4	3.73
HY12-12FJ90TL	3/4	1-1/16-12	3.59	2.03	.61	1-1/4	3.73
HY16-16FJ90TL	1	1-5/16-12	4.67	2.94	.81	1-1/2	4.30

## 90° Medium Drop Bent Tube Female Swivel 37° Flare JIC



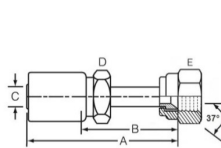
Part #	Hose ID	Thread Size	A OAL	B Cut Off	C Orifice	E Hex	F Drop
HY04-04FJ90TM	1/4	7/16-20	2.94	1.78	.16	9/16	.88
HY06-06FJ90TM	3/8	9/16-18	3.23	1.888	.27	11/16	1.13
HY08-08FJ90TM	1/2	3/4-16	3.59	2.25	.38	7/8	1.38
HY10-10FJ90TM	5/8	7/8-14	3.39	2.00	.50	1	1.75
HY12012FJ90TM	3/4	1-1/16-12	3.84	2.28	.61	1-1/4	2.06

## 45° Bent Tube Female Swivel 37° Flare JIC



Part #	Hose ID	Thread Size	A OAL	B Cut Off	C Orifice	E Hex	F Drop
HY04-04FJ45T	1/4	7/16-20	3.24	1.88	.16	9/16	.39
HY04-05FJ45T	1/4	1/2-20	3.27	1.91	.16	5/8	.36
HY04-06FJ45T	1/4	9/16-18	3.34	2.00	.16	3/4	.43
HY05-06FJ45T	5/16	9/16-18	3.34	2.00	.20	11/16	.39
HY06-05FJ45T	3/8	1/2-20	3.29	1.94	.27	5/8	.36
HY06-06FJ45T	3/8	9/16-18	3.33	1.97	.27	11/16	.43
HY06-08FJ45T	3/8	3/4-16	3.66	2.31	.27	7/8	.54
HY07-06FJ45T	13/32	9/16-18	3.33	1.97	.31	11/16	.39
HY08-08FJ45T	1/2	3/4-16	3.77	2.41	.38	7/8	.59
HY08-10FJ45T	1/2	7/8-14	3.41	2.06	.38	1	.63
HY10-10FJ45T	5/8	7/8-14	3.69	2.31	.50	1	.63
HY10-12FJ45T	5/8	1-1/16-12	3.66	2.57	.50	1-1/8	.83
HY12-12FJ45T	3/4	1-1/16-12	3.88	2.28	.61	1-1/4	.83
HY12-16FJ45T	3/4	1-5/16-12	4.35	2.79	.61	1-1/2	.95
HY16-12FJ45T	1	1-1/16-12	3.92	2.31	.81	1-1/4	.77
HY16-16FJ45T	1	1-5/16-12	4.31	2.69	.81	1-1/2	.89
HY20-20FJ45T	1-1/4	1-5/8-12	5.23	3.41	1.03	2	1.11

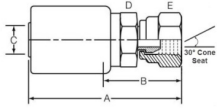
## Straight Tube Female Swivel 37° Flare JIC



Part #	Hose ID	Thread Size	A OAL	B Cut Off	C Orifice	D Hex	E Hex
HY04-04FJT	1/4	7/16-20	3.16	1.72	.16	5/8	9/16
HY04-05FJT	1/4	1/2-20	3.16	1.72	.16	5/8	5/8
HY06-05FJT	3/8	1/2-20	3.17	1.70	.27	11/16	5/8
HY06-06FJT	3/8	9/16-18	3.73	2.26	.27	11/16	11/16
HY06-08FJT	3/8	3/4-16	3.86	2.39	.27	3/4	7/8
HY08-08FJT	1/2	3/4-16	3.97	2.47	.38	7/8	7/8
HY08-10FJT	1/2	7/8-14	4.22	2.72	.38	7/8	1

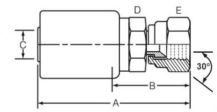


## NPSM Female Swivel 30° Cone Seat



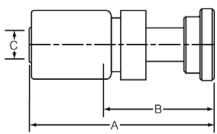
Part #	Hose ID	Thread Size	A OAL	B Cut Off	C Orifice	D Hex	E Hex
HY04-02FN	1/4	1/8-27	2.47	1.13	.16	9/16	1/2
HY04-04FN	1/4	1/4-18	2.66	1.31	.16	9/16	11/16
HY04-06FN	1/4	3/8-18	2.72	1.38	.16	3/4	7/8
HY06-06FN	3/8	3/8-18	2.73	1.38	.27	13/16	7/8
HY08-08FN	1/2	1/2-14	2.91	1.56	.38	1	1
HY08-12FN	1/2	3/4-14	3.05	1.69	.38	1-1/4	1-1/4
HY12-12FN	3/4	3/4-14	3.22	1.66	.61	1-1/4	1-1/4
HY16-16FN	1	1-11/2	3.39	1.78	.81	1-3/8	1-1/2

## Female Swivel 30° Flare for Komatsu



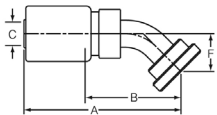
Part #	Hose ID	Thread Size	A OAL	B Cut Off	C Orifice	D Hex	E Hex
HY04-14KMF	1/4	M14X1.5	2.75	1.38	.16	9/16	3/4
HY06-18KMF	3/8	M18X1.5	2.73	1.23	.27	11/16	15/16
HY08-22KMF	1/2	M22X1.5	3.08	1.72	.38	7/8	1-1/16
HY08-24KMF	1/2	M24X1.5	3.14	1.72	.38	7/8	1-1/4
HY10-24KMF	5/8	M24X1.5	3.22	1.84	.50	1-1/8	1-3/16
HY12-30KMF	3/4	M30X1.5	3.48	1.88	.61	1-1/8	1-1/2
HY16-33KMF	1	M33X1.5	3.62	2.00	.81	1-3/8	1-5/8

## Flange Head for Komatsu



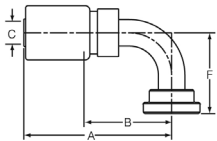
Part #	Hose ID	Flange OD	A OAL	B Cut Off	C Orifice
HY08-10PAK	1/2	1.34	3.62	2.25	.38
HY10-10PAK	5/8	1.34	3.63	2.25	.50

## 45° Bent Tube Flange Head for Komatsu



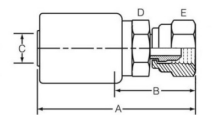
Part #	Hose ID	Thread Size	A OAL	B Cut Off	C Orifice	F Drop
HY08-10PAK45	1/2	1.34	3.75	2.31	.38	.88
HY10-10PAK45	5/8	1.34	4.34	2.38	.50	.88

## 90° Bent Tube Flange Head for Komatsu



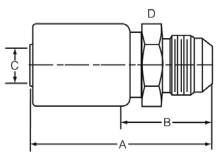
Part #	Hose ID	Thread Size	A OAL	B Cut Off	C Orifice	F Drop
HY08-10PAK90	1/2	1.34	3.61	2.22	.38	1.91
HY10-10PAK90	5/8	1.34	3.61	2.22	.50	1.91

## Female Swivel Flareless



Part #	Hose ID	Thread Size	A OAL	B Cut Off	C Orifice	D Hex	E Hex	Tube OD
HY04-04LF	1/4	7/16-20	2.65	1.81	.16	9/16	9/16	1/4
HY04-05LF	1/4	1/2-20	2.69	1.31	.16	5/8	5/8	5/16
HY04-06LF	1/4	9/16-18	2.77	1.41	.16	5/8	11/16	3/8
HY04-08LF	1/4	3/4-16	2.75	1.31	.16	3/4	7/8	1/2
HY06-05LF	3/8	1/2-20	2.70	1.31	.23	11/16	5/8	5/16
HY06-06LF	3/8	9/16-18	2.78	1.41	.27	11/16	11/16	3/8
HY06-08LF	3/8	3/4-16	2.77	1.41	.27	7/8	7/8	1/2
HY06-10LF	3/8	7/8-14	2.86	1.50	.27	1	1	1/2
HY08-08LF	1/2	3/4-16	2.94	1.59	.38	7/8	7/8	1/2
HY08-10LF	1/2	7/8-14	3.03	1.69	.38	1	1	5/8
HY08-12LF	1/2	1-1/16-12	3.05	1.69	.38	7/8	7/8	3/4
HY12-12LF	3/4	1-1/16-12	3.25	1.81	.61	1-1/4	1-1/4	3/4

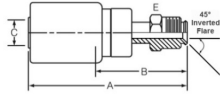
## Male 45° Flare



Part #	Hose ID	Thread Size	A OAL	B Cut Off	C Orifice	D Hex
HY04-04MA	1/4	7/16-20	2.47	1.13	.16	9/16
HY04-06MA	1/4	5/8-18	2.63	1.28	.16	11/16
HY05-05MA	5/16	1/2-20	2.53	1.19	.20	5/8
HY06-06MA	3/8	5/8-18	2.06	1.25	.27	3/4
HY06-08MA	3/8	3/4-16	2.80	1.44	.27	7/8
HY08-08MA	1/2	3/4-16	2.91	1.56	.38	7/8

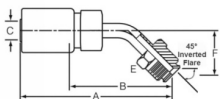
# HOSE & TUBING

## Male Swivel Inverted Flare



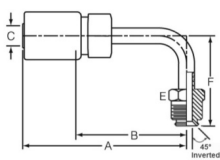
Part #	Hose ID	Thread Size	A OAL	B Cut Off	C Orifice	D Hex	E Hex
HY04-03MF	1/4	3/8-24	3.09	1.75	.16	9/16	3/8
HY04-04MF	1/4	7/16-24	3.28	1.94	.16	5/8	7/16
HY04-05MF	1/4	1/2-20	3.34	2.00	.16	5/8	1/2
HY05-05MF	5/16	1/2-20	3.41	2.06	.20	5/8	1/2
HY05-06MF	5/16	5/8-18	3.75	2.29	.20	5/8	5/8
HY06-04MF	3/8	7/16-24	3.11	1.75	.19	11/16	7/16
HY06-05MF	3/8	1/2-0	3.17	1.81	.27	3/4	1/2
HY06-06MF	3/8	5/8-18	3.73	2.38	.27	3/4	5/8
HY06-08MF	3/8	3/4-18	3.42	2.06	.27	3/4	3/4
HY08-08MF	1/2	3/4-18	3.81	2.31	.38	7/8	3/4

## 45° Bent Tube Male Swivel Inverted Flare



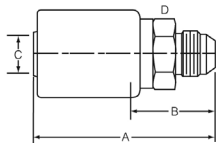
Part #	Hose ID	Thread Size	A OAL	B Cut Off	C Orifice	E Hex	F Drop
HY04-03MF45T	1/4	3/8-24	3.03	1.69	.16	3/8	.72
HY04-04MF45T	1/4	7/16-24	3.31	1.70	.16	7/16	.78
HY04-05MF45T	1/4	1/2-20	3.55	2.19	.16	1/2	.88
HY05-06MF45T	5/16	5/8-18	4.17	2.81	.20	5/8	.94
HY06-05MF45T	3/8	1/2-20	3.38	2.03	.27	1/2	.88
HY06-06MF45T	3/8	5/8-18	3.98	2.48	.27	5/8	.94
HY06-08MF45T	3/8	3/4-18	4.17	2.81	.27	3/4	1.06
HY08-08MF45T	1/2	3/4-18	4.22	2.88	.38	3/4	1.06

## 90° Bent Tube Male Swivel Inverted Flare



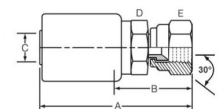
Part #	Hose ID	Thread Size	A OAL	B Cut Off	C Orifice	E Hex	F Drop
HY04-03MF90T	1/4	3/8-24	3.09	1.75	.16	3/8	1.38
HY04-04MF90T	1/4	7/16-24	3.28	1.11	.16	7/16	1.47
HY04-05MF90T	1/4	1/2-20	3.52	2.16	.16	1/2	1.66
HY05-06MF90T	5/16	5/8-18	4.05	2.69	.20	5/8	1.69
HY06-04MF90T	3/8	7/16-24	3.11	1.75	.19	7/16	1.66
HY06-05MF90T	3/8	1/2-20	3.34	2.00	.27	1/2	1.66
HY06-06MF90T	3/8	5/8-18	4.03	2.69	.27	5/8	1.69
HY06-07MF90T	3/8	11/16-18	4.19	2.69	.27	11/16	1.69
HY06-08MF90T	3/8	3/4-18	3.68	2.18	.27	3/4	1.88
HY08-08MF90T	1/2	3/4-18	3.75	2.25	.38	3/4	1.88

## Male 37° Flare



Part #	Hose ID	Thread Size	A OAL	B Cut Off	C Orifice	D Hex
HY04-04MJ	1/4	7/16-20	2.52	1.19	.16	5/8
HY04-05MJ	1/4	1/2-20	2.52	1.19	.16	5/8
HY04-06MJ	1/4	9/16-18	2.53	1.19	.16	11/16
HY05-05MJ	5/16	1/2-20	2.55	1.19	.20	5/8
HY05-06MJ	5/16	9/16-18	2.56	1.22	.20	11/16
HY06-06MJ	3/8	9/16-18	2.54	1.19	.27	11/16
HY06-08MJ	3/8	3/4-16	2.64	1.28	.27	13/16
HY06-10MJ	3/8	7/8-14	2.81	1.28	.31	7/8
HY07-08MJ	13/32	3/4-16	2.61	1.28	.31	7/8
HY08-06MJ	1/2	9/16-18	2.72	1.38	.30	7/8
HY08-08MJ	1/2	3/4-16	2.81	1.47	.38	7/8
HY08-10MJ	1/2	7/8-14	2.91	1.56	.38	7/8
HY08-12MJ	1/2	1-1/16-12	3.02	1.66	.38	1-1/8
HY10-10MJ	5/8	7/8-14	2.98	1.59	.50	1-1/8
HY10-12MJ	5/8	1-1/16-12	3.09	1.72	.50	1-1/8
HY12-10MJ	3/4	7/8-14	3.08	1.50	.61	1-1/4
HY12-12MJ	3/4	1-1/16-12	3.19	1.63	.61	1-1/4
HY12-14MJ	3/4	1-3/16-12	3.19	1.63	.61	1-1/4
HY12-16MJ	3/4	1-5/16-12	3.23	1.67	.61	1-3/8
HY16-16MJ	1	1-5/16-12	3.93	1.78	.81	1-3/8
HY20-20MJ	1-1/4	1-5/8-12	3.83	2.00	1.03	1-3/4

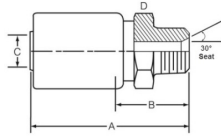
## JIS Female Swivel 30° Flare



Part #	Hose ID	Thread Size	A OAL	B Cut Off	C Orifice	D Hex	E Hex
HY04-04MJPF	1/4	1/4-19	2.62	1.28	.16	9/16	3/4
HY06-06MJPF	3/8	3/8-19	2.70	1.34	.27	11/16	7/8
HY08-08MJPG	1/2	1/2-14	3.01	1.66	.38	7/8	1
HY12-12MJPF	3/4	3/4-14	3.25	1.69	.61	1-1/8	1-1/4
HY16-16MJPF	1	1-11	3.45	1.84	.81	1-3/8	1-1/2

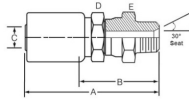
04

## NPTF Male



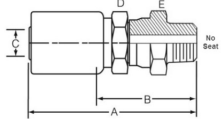
Part #	Hose ID	Thread Size	A OAL	B Cut Off	C Orifice	D Hex
HY04-02MP	1/4	1/8-27	2.34	1.00	.16	5/8
HY04-04MP	1/4	1/4-18	2.53	1.19	.16	9/16
HY04-06MP	1/4	3/8-18	2.53	1.19	.16	3/4
HY04-08MP	1/4	1/2-14	2.72	1.38	.16	7/8
HY05-04MP	5/16	1/4-18	2.56	1.06	.20	11/16
HY05-06MP	5/16	3/8-18	2.56	1.22	.20	11/16
HY06-04MP	3/8	1/4-18	2.55	1.19	.27	11/16
HY06-06MP	3/8	3/8-18	2.55	1.19	.27	3/4
HY06-058MP	3/8	1/2-14	2.73	1.38	.27	7/8
HY07-06MP	13/32	3/8-18	2.55	1.19	.31	7/8
HY07-08MP	13/32	1/2-14	2.73	1.38	.31	7/8
HY08-06MP	1/2	3/8-18	2.72	1.38	.38	7/8
HY08-08MP	1/2	1/2-14	2.91	1.56	.38	7/8
HY08-12MP	1/2	3/4-14	2.91	1.56	.38	1-1/16
HY10-08MP	5/8	1/2-14	2.94	1.59	.50	1-1/8
HY10-12MP	5/8	3/4-14	2.98	1.59	.50	1-1/8
HY12-08MP	3/4	1/2-14	3.08	1.51	.61	1-1/4
HY12-12MP	3/4	3/4-14	3.08	1.50	.61	1-1/4
HY12-16MP	3/4	1-11-1/2	3.27	1.50	.61	1-3/8
HY14-16MP	7/8	1-11-1/2	3.27	1.78	.72	1-3/8
HY16-12MP	1	3/4-14	3.23	1.63	.81	1-3/8
HY16-16MP	1	1-11-1/2	3.42	1.72	.81	1-3/8
HY18-20MP	1-1/8	1-1/4-11-1/2	3.45	1.84	.94	1-11/16
HY20-20MP	1-1/4	1-1/4-11-1/2	3.84	2.00	1.03	1-3/4

## NPTF Male Swivel with 30° Chamfer



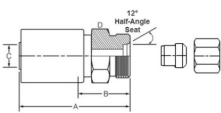
Part #	Hose ID	Thread Size	A OAL	B Cut Off	C Orifice	D Hex	E Hex
HY06-06MSC	3/8	3/8-18	3.11	1.75	.27	11/16	11/16
HY08-08MSC	1/2	1/2-14	3.50	2.16	.38	7/8	7/8
HY12-12MSC	3/4	3/4-14	3.95	2.38	.61	1-1/4	1-1/4

## NPTF Male Swivel without 30° Chamfer



Part #	Hose ID	Thread Size	A OAL	B Cut Off	C Orifice	D Hex	E Hex
HY04-02MS	1/4	1/8-27	2.97	1.63	.16	5/8	9/16
HY04-04MS	1/4	1/4-18	3.06	1.72	.16	5/8	9/16
HY04-06MS	1/4	3/8-18	3.13	1.78	.16	11/16	5/8
HY06-04MS	3/8	1/4-18	3.17	1.81	.27	11/16	11/16
HY06-06MS	3/8	3/8-18	3.11	1.75	.27	11/16	11/16
HY06-08MS	3/8	1/2-14	3.38	2.03	.27	7/8	7/8
HY08-06MS	1/2	3/8-18	3.31	1.81	.38	7/8	7/8
HY08-08MS	1/2	1/2-14	3.50	2.16	.38	7/8	7/8
HY10-08MS	5/8	1/2-14	3.64	2.14	.50	1-1/4	7/8
HY10-12MS	5/8	3/4-14	3.86	2.47	.50	1-1/4	1-1/4
HY12-12MS	3/4	3/4-14	3.95	2.10	.61	1-1/4	1-1/4
HY16-16MS	1	1-11-1/2	4.23	2.63	.81	1-1/2	1-1/2

## Male Flareless with Nut and Sleeve

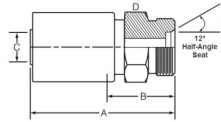


Part #	Hose ID	Thread Size	A OAL	B Cut Off	C Orifice	D Hex	E Hex	Tube OD
HY04-04MV	1/4	7/16-20	2.84	1.50	.16	9/16	9/16	1/4
HY04-05MV	1/4	1/2-20	2.84	1.50	.16	5/8	5/8	5/16
HY04-06MV	1/4	9/16-18	2.91	1.59	.16	5/8	11/16	3/8
HY04-08MV	1/4	3/4-16	3.06	1.72	.16	7/8	7/8	1/2
HY06-04MV	3/8	7/16-20	2.86	1.50	.27	3/4	9/16	1/4
HY06-05MV	3/8	1/2-20	2.86	1.50	.27	11/16	5/8	5/16
HY06-06MV	3/8	9/16-18	2.92	1.56	.27	11/16	11/16	3/8
HY06-08MV	3/8	3/4-16	3.11	1.75	.27	7/8	7/8	1/2
HY06-10MV	3/8	7/8-14	3.20	1.84	.27	15/16	1	5/8
HY08-08MV	1/2	3/4-16	3.22	1.88	.38	7/8	7/8	1/2
HY08-12MV	1/2	1-1/16-12	3.38	2.00	.38	1-1/4	1-1/4	3/4
HY12-12MV	3/4	1-1/16-12	3.58	2.00	.61	1-1/4	1-1/4	3/4
HY12-16MV	3/4	1-5/16-12	3.58	2.00	.61	1-3/8	1-1/2	1
HY16-16MV	1	1-5/16-12	3.83	2.22	.81	1	1-1/2	1

# HOSE & TUBING

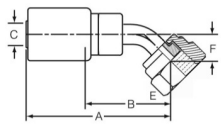
## Male Metric 24° Flare Light and Standard DIN 2353

04



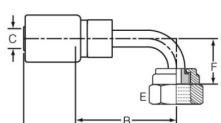
Part #	Hose ID	Thread Size	A OAL	B Cut Off	C Orifice	D Hex	Tube OD
HY04-06MZ12A	1/4	M12X1.5	2.36	1.00	.16	9/16	L06MM
HY04-08MZ14A	1/4	M14X1.5	2.36	1.00	.16	5/8	L08MM
HY04-08MZ16A	1/4	M16X1.5	2.44	1.09	.16	11/16	S08MM
HY04-10MZ16A	1/4	M16X1.5	2.40	1.03	.16	11/16	L10MM
HY04-10MZ18A	1/4	M18X1.5	2.40	1.03	.16	3/4	S10MM
HY05-12MZ18A	5/16	M18X1.5	2.43	1.06	.20	11/16	L12MM
HY06-10MZ16A	3/8	M16X1.5	2.42	1.06	.27	11/16	L10MM
HY06-10MZ18A	3/8	M18X1.5	2.46	1.13	.27	3/4	S10MM
HY06-12MZ18A	3/8	M18X1.5	2.42	1.06	.27	11/16	L12MM
HY06-12MZ20A	3/8	M20X1.5	2.46	1.09	.27	15/16	S12MM
HY06-14MZ22A	3/8	M22X1.5	2.54	1.19	.27	15/16	S14MM
HY06-15MZ22A	3/8	M22X1.5	2.52	1.16	.27	7/8	L15MM
HY08-15MZ22A	1/2	M22X1.5	2.63	1.28	.38	7/8	L15MM
HY08-16MZ24A	1/2	M24X1.5	2.71	1.34	.38	1	S16MM
HY10-18MZ26A	5/8	M26X1.5	2.71	1.31	.50	1-1/8	L18MM
HY10-20MZ30B	5/8	M30X2.0	2.86	1.47	.50	1-3/16	S20MM
HY12-22MZ30B	3/4	M30X2.0	2.88	1.31	.61	1-3/16	L22MM
HY12-25MZ36B	3/4	M36X2.0	3.04	1.47	.60	1-1/2	S25MM
HY16-28MZ36B	1	M36X2.0	3.04	1.41	.81	1-1/2	L28MM
HY16-30MZ42B	1	M42X2.0	3.27	1.28	.81	1-11/16	S30MM

## 45° Bent Tube Female Swivel O-Ring Face Seal



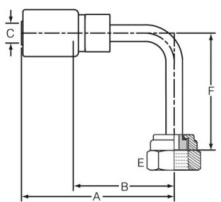
Part #	Hose ID	Thread Size	A OAL	B Cut Off	C Orifice	E Hex	F Drop
HY04-040F45T	1/4	9/16-18	3.22	1.88	.16	11/16	.40
HY04-060F45T	1/4	11/16-16	3.31	1.97	.16	13/16	.44
HY06-060F45T	3/8	11/16-16	3.23	1.97	.27	13/16	.43
HY06-080F45T	3/8	13/16-16	2.31	2.03	.27	15/16	.59
HY08-060F45T	1/2	11/16-16	3.41	2.06	.38	13/16	.44
HY08-080F45T	1/2	13/16-16	3.34	2.00	.38	15/16	.59
HY08-100F45T	1/2	1-14	3.58	2.21	.38	1-1/8	.69
HY10-100F45T	5/8	1-14	3.59	2.22	.50	1-1/8	.69
HY10-120F45T	5/8	1-3/16-12	4.11	2.28	.50	1-3/8	.83
HY12-100F45T	3/4	1-14	3.69	2.13	.61	1-1/8	.69
HY12-120F45T	3/4	1-3/16-12	3.87	2.28	.61	1-3/8	.83
HY12-160F45T	3/4	1-7/16-12	4.39	2.84	.61	1-5/8	.97
HY16-160F45T	1	1-7/16-12	4.55	2.82	.81	1-5/8	.95
HY20-200F45T	1-1/4	1-11/16-12	5.71	3.71	1.03	1-7/8	1.33

## 90° Bent Tube Female Swivel O-Ring Face Seal



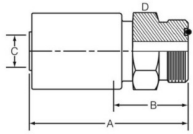
Part #	Hose ID	Thread Size	A OAL	B Cut Off	C Orifice	E Hex	F Drop
HY04-040F90T	1/4	9/16-18	3.06	1.72	.16	11/16	.82
HY04-060F90T	1/4	11/16-16	3.20	1.87	.16	13/16	.91
HY05-060F90T	5/16	11/16-16	3.14	1.72	.20	13/16	.91
HY06-040F90T	3/8	9/16-18	3.08	1.72	.19	11/16	.83
HY06-060F90T	3/8	11/16-18	3.13	1.72	.27	13/16	.95
HY06-080F90T	3/8	13/16-16	3.19	1.84	.27	15/16	1.14
HY08-060F90T	1/2	11/16-16	3.30	1.94	.25	13/16	.95
HY08-100F90T	1/2	1-14	3.47	2.21	.38	1-1/8	1.33
HY10-100F90T	5/8	1-14	3.42	2.03	.50	1-1/8	1.33
HY10-120F90T	5/8	1-3/16-12	3.80	2.30	.50	1-3/8	1.91
HY12-100F90T	3/4	1-14	3.52	1.97	.50	1-1/8	1.33
HY12-120F90T	3/4	1-3/16-12	3.92	2.34	.61	1-3/8	1.91
HY12-160F90T	3/4	1-7/16-12	4.27	2.68	.61	1-5/8	2.20
HY16-160F90T	1	1-7/16-12	4.45	2.44	.81	1-5/8	2.25
HY16-200F90T	1	1-11/16-12	4.77	3.16	.81	1-7/8	2.51

## 90° Bent Tube Female Swivel O-Ring Face Seal Long Drop



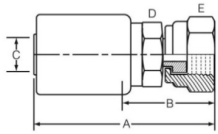
Part #	Hose ID	Thread Size	A OAL	B Cut Off	C Orifice	E Hex	F Drop
HY04-040F90TL	1/4	9/16-18	3.06	1.72	.16	11/16	1.80
HY06-060F90TL	3/8	11/16-16	3.13	1.72	.27	13/16	2.13
HY06-080F90TL	3/8	13/16-16	3.05	1.69	.27	15/16	2.50
HY08-080F90TL	1/2	13/16-16	3.16	1.81	.38	15/16	2.50
HY08-100F90TL	1/2	1-14	3.41	1.81	.38	1-1/8	2.77
HY10-100F90TL	5/8	1-14	3.42	2.03	.50	1-1/8	2.77
HY10-120F90TL	5/8	1-3/16-12	3.91	2.51	.50	1-3/8	3.83
HY12-120F90TL	3/4	1-3/16-12	3.89	2.30	.61	1-3/8	3.83
HY16-160F90TL	1	1-7/16-12	4.45	2.84	.81	1-5/8	4.50

## Male O-Ring Face Seal Furnished with O-Ring



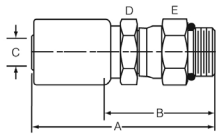
Part #	Hose ID	Thread Size	A OAL	B Cut Off	C Orifice	D Hex
HY04-04OM	1/4	9/16-18	2.36	1.00	.16	5/8
HY06-06OM	3/8	11/16-16	2.49	1.13	.27	3/4
HY08-08OM	1/2	13/16-16	2.69	1.09	.38	7/8
HY08-10OM	1/2	1-14	2.78	1.36	.38	1
HY08-12OM	1/2	1-3/16-12	2.91	1.56	.38	1-1/4
HY10-10OM	5/8	1-14	2.86	1.47	.45	1
HY12-12OM	3/4	1-3/16-12	3.02	1.43	.61	1-1/4
HY16-16OM	1	1-7/16-12	3.17	1.56	.81	1-1/4

## Female Swivel O-Ring Face Seal



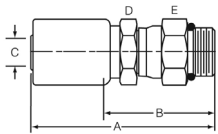
Part #	Hose ID	Thread Size	A OAL	B Cut Off	C Orifice	D Hex	E Hex
HY04-04OFT	1/4	9/16-18	2.59	1.25	.16	9/16	11/16
HY0406OFT	1/4	11/16-16	2.67	1.20	.16	5/8	13/16
HY05-06OFT	5/16	11/16-16	2.70	1.34	.33	5/8	13/16
HY06-06OFT	3/8	11/16-16	2.75	1.34	.27	11/16	13/16
HY06-08OFT	3/8	13/16-16	2.84	1.50	.27	7/8	15/16
HY08-06OFT	1/2	11/16-16	2.87	1.53	.38	7/8	15/16
HY08-08OFT	1/2	13/16-16	2.95	1.42	.38	7/8	15/16
HY08-10OFT	1/2	1-14	3.16	1.81	.38	15/16	1-1/8
HY08-12OFT	1/2	1-3/16-12	3.17	1.81	.38	1-1/8	1-3/8
HY10-10OFT	5/8	1-14	3.11	1.61	.45	1-1/8	1-1/8
HY10-12OFT	5/8	1-3/16-12	3.27	1.73	.50	1-1/8	1-3/8
HY12-10OFT	3/4	1-14	3.27	1.62	.45	1-1/4	1-1/8
HY12-12OFT	3/4	1-3/16-12	3.30	1.73	.55	1-1/4	1-3/8
HY12-16OFT	3/4	1-7/16-12	3.88	1.78	.61	1-3/8	1-5/8
HY16-16OFT	1	1-7/16-12	3.59	1.90	.81	1-3/8	1-5/8
HY16-20OFT	1	1-11/16-12	3.47	1.87	.81	1-5/8	1-7/8
HY18-20OFT	1-1/8	1-11/16-12	3.47	1.84	.94	1-5/8	1-7/8
HY20-20OFT	1-1/4	1-11/16-12	3.98	2.16	1.02	1-3/4	1-7/8

## Male Swivel O-Ring Boss Furnished with O-Ring



Part #	Hose ID	Thread Size	A OAL	B Cut Off	C Orifice	D Hex	E Hex
HY04-04RC	1/4	7/16-20	3.00	1.66	.16	9/16	5/8
HY04-05RC	1/4	1/2-20	3.00	1.66	.16	9/16	5/8
HY04-06RC	1/4	9/16-18	3.16	1.81	.16	5/8	11/16
HY06-06RC	3/8	9/16-18	3.14	1.78	.27	11/16	11/16
HY06-08RC	3/8	3/4-16	3.24	1.88	.27	13/16	7/8
HY08-08RC	1/2	3/4-16	3.36	2.03	.38	7/8	7/8
HY08-10RC	1/2	7/8-14	3.44	1.85	.38	1	1
HY08-12RC	1/2	1-1/16-12	3.66	2.31	.38	1-1/4	1-1/4
HY10-10RC	5/8	7/8-14	3.58	2.19	.48	1-1/8	1
HY12-12RC	3/4	1-1/16-12	3.89	2.34	.61	1-1/4	1-1/4
HY16-16RC	1	1-5/16-12	3.95	2.34	.81	1-3/8	1-1/2

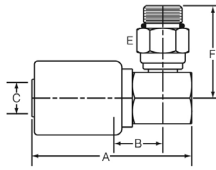
## Male O-Ring Boss Furnished with O-Ring



Part #	Hose ID	Thread Size	A OAL	B Cut Off	C Orifice	D Hex
HY04-04RA	1/4	7/16-20	2.33	.97	.16	9/16
HY04-05RA	1/4	1/2-20	2.33	.97	.16	5/8
HY04-06RA	1/4	9/16-18	2.42	1.06	.16	11/16
HY06-06RA	3/8	9/16-18	2.38	1.03	.27	11/16
HY06-08RA	3/8	3/4-16	2.42	1.06	.27	7/8
HY06-10RA	3/8	7/8-14	2.55	1.19	.27	1
HY08-08RA	1/2	3/4-16	2.59	1.18	.38	7/8
HY08-10RA	1/2	7/8-14	2.66	1.25	.38	1
HY08-12RA	1/2	1-1/16-12	2.81	1.47	.38	1-1/4
HY10-10RA	5/8	7/8-14	2.80	1.41	.50	1-1/8
HY10-12RA	5/8	1-1/16-12	2.83	1.44	.50	1-1/4
HY12-10RA	3/4	7/8-14	2.95	1.34	.61	1-1/4
HY12-12RA	3/4	1-1/16-12	2.92	1.34	.61	1-1/4
HY12-14RA	3/4	1-3/16-12	2.92	1.34	.61	1-3/8
HY12-16RA	3/4	1-5/16-12	2.92	1.34	.61	1-1/2
HY16-12RA	1	1-1/16-12	3.17	1.56	.81	1-3/8
HY16-16RA	1	1-5/16-12	3.08	1.47	.81	1-1/2

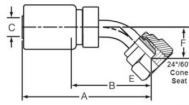
# HOSE & TUBING

## 90° Block Male Swivel O-Ring Boss Furnished with O-Ring



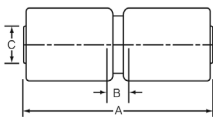
Part #	Hose ID	Thread Size	A OAL	B Cut Off	C Orifice	D Hex	F Drop
HY04-04RC90	1/4	7/16-20	2.31	.97	.16	11/16	1.63
HY04-06RC90	1/4	9/16-18	2.31	.97	.16	7/8	1.66
HY06-06RC90	3/8	9/16-18	2.33	.74	.27	11/16	1.54
HY06-08RC90	3/8	3/4-16	2.33	.74	.27	7/8	1.61
HY06-10RC90	3/8	7/8-14	2.33	.97	.27	1	1.84
HY08-08RC90	1/2	3/4-16	3.00	1.09	.38	7/8	1.80
HY08-10RC90	1/2	7/8-14	3.00	.88	.38	1	1.88
HY10-10RC90	5/8	7/8-14	3.30	1.34	.48	1	1.99
HY12-12RC90	3/4	1-1/16-12	2.77	1.19	.61	1-1/4	2.23

## 45° Bent Tube Female Swivel Universal Metric 24°/60° Cone



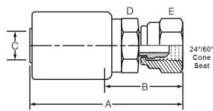
Part #	Hose ID	Thread Size	A OAL	B Cut Off	C Orifice	E Hex	Tube OD	F Drop
HY04-08RU14A45T	1/4	M14X1.5	3.60	1.34	.16	3/4	L08MM	.81
HY04-08RU16A45T	1/4	M16X1.5	3.63	2.25	.16	7/8	S08MM	.84
HY04-10RU16A45T	1/4	M16X1.5	3.63	2.28	.16	7/8	L10MM	.84
HY04-10RU18A45T	1/4	M18X1.5	3.63	2.28	.16	7/8	S10MM	.84
HY06-10RU16A45T	3/8	M16X1.5	4.02	2.66	.27	3/4	L10MM	1.13
HY06-12RU18A45T	3/8	M18X1.5	4.02	2.66	.27	15/16	L12MM	1.13
HY06-12RU20A45T	3/8	M20X1.5	4.02	2.66	.27	15/16	S12MM	1.16
HY06-14RU22A45T	3/8	M22X1.5	4.08	2.66	.27	1-1/16	S14MM	1.17
HY08-15RU22A45T	1/2	M22X1.5	4.29	2.72	.38	1-1/16	L15MM	1.22
HY08-16RU24A45T	1/2	M24X1.5	4.29	2.94	.38	1-1/16	S16MM	1.26
HY10-18RU26A45T	5/8	M26X1.5	4.43	2.94	.50	1-1/4	L18MM	1.29
HY10-20RU30A45T	5/8	M30X2.0	4.43	3.03	.50	1-7/16	S20MM	1.24
HY12-22RU30A45T	3/4	M30X1.5	4.25	3.06	.61	1-7/16	L/S22MM	1.30
HY12-22RU30B45T	3/4	M30X2.0	4.25	3.16	.61	1-7/16	L22MM	1.30
HY16-28RU36B45T	1	M36X2.0	4.72	3.88	.81	1-3/4	L28MM	1.58
HY16-30RU42B45T	1	M42X2.0	4.84	4.03	.81	2	S30MM	1.78

## Hose Splicer for New Hose Only



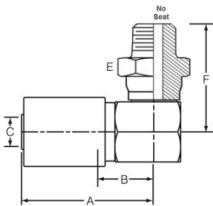
Part #	Hose ID	A OAL	B Cut Off	C Orifice	Part #	Hose ID	A OAL	B Cut Off	C Orifice
HY06-06RM	3/8	3.31	.63	.27	HY12-12RM	3/4	3.70	.53	.61
HY08-08RM	1/2	3.50	.81	.38	HY16-16RM	1	4.47	1.16	.81

## Female Swivel Metric Universal 24°/60° Cone



Part #	Hose ID	Thread Size	A OAL	B Cut Off	C Orifice	D Hex	E Hex	Tube OD
HY04-06RU12A	1/4	M12X1.5	2.71	1.34	.16	9/16	3/4	L06MM
HY04-08RU14A	1/4	M14X1.5	2.71	1.34	.16	9/16	3/4	L08MM
HY04-08RU16A	1/4	M16X1.5	2.74	1.38	.16	11/16	7/8	S08MM
HY04-10RU18A	1/4	M18X1.5	2.74	1.41	.16	11/16	15/16	S10MM
HY06-08RU16A	3/8	M16X1.5	2.75	1.41	.27	3/4	7/8	S08MM
HY06-10RU16A	3/8	M16X1.5	2.75	1.44	.27	11/16	7/8	L10MM
HY06-12RU18A	3/8	M18X1.5	2.75	1.44	.27	11/16	15/16	L12MM
HY06-12RU20A	3/8	M20X1.5	2.79	1.44	.27	11/16	15/16	S12MM
HY06-14RU20A	3/8	M20X1.5	2.79	1.59	.27	11/16	15/16	L14MM
HY06-14RU22A	3/8	M22X1.5	2.80	1.63	.27	3/4	1-1/16	S14MM
HY08-12RU20A	1/2	M20X1.5	2.96	1.66	.38	7/8	15/16	S12MM
HY08-15RU22A	1/2	M22X1.5	2.97	1.35	.38	7/8	1-1/16	L15MM
HY08-16RU26A	1/2	M24X1.5	3.02	1.75	.38	7/8	1-3/16	S16MM
HY10-18RU26A	5/8	M26X1.5	3.04	1.66	.50	1-1/8	1-1/4	L18MM
HY10-20RU30B	5/8	M30X2.0	3.14	1.53	.50	1-1/8	1-7/16	S20MM
HY12-20RU30B	3/4	M30X2.0	3.23	1.66	.61	1-1/8	1-7/16	S20MM
HY12-22RU30B	3/4	M30X2.0	3.23	1.69	.61	1-1/8	1-7/16	L22MM
HY12-25RU36B	3/4	M36X2.0	3.30	1.72	.61	1-5/16	1-3/4	S25MM
HY16-28RU36B	1	M36X2.0	3.58	1.86	.81	1-3/8	1-3/4	L28MM
HY16-30RU24B	1	M42X2.0	3.73	2.13	.81	1-1/2	2	S30MM

## 90° Block Male Swivel NPTF without 30° Internal Chamfer

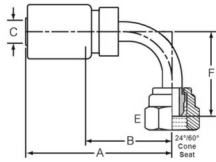


Part #	Hose ID	Thread Size	A OAL	B Cut Off	C Orifice	E Hex	F Drop
HY04-02SP90	1/4	1/8-27	2.31	.97	.11	5/8	1.50
HY04-04SP90	1/4	1/4-18	2.31	.97	.16	11/16	1.63
HY04-06SP90	1/4	3/4-18	2.31	.97	.16	11/16	1.69
HY06-04SP90	3/8	1/4-18	2.33	.97	.27	11/16	1.69
HY06-08SP90	3/8	1/2-14	2.73	.74	.27	7/8	1.84
HY08-08SP90	1/2	1/2-14	3.00	.88	.38	7/8	1.93
HY12-12SP90	3/4	3/4-14	2.77	1.19	.61	1-1/4	2.29

04

# HOSE & TUBING

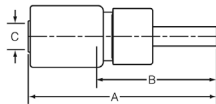
## 90° Bent Tube Female Swivel Universal Metric 24°/60° Cone



Part #	Hose ID	Thread Size	A OAL	B Cut Off	C Orifice	E Hex	Tube OD	F Drop
HY04-08RU14A90T	1/4	M14X1.5	3.07	1.72	.16	3/4	L08MM	1.42
HY04-08RU16A90T	1/4	M16X1.5	3.07	1.72	.16	7/8	S08MM	1.45
HY04-10RU16A90T	1/4	M16X1.5	3.07	1.72	.16	7/8	L10MM	1.45
HY04-10RU18A90T	1/4	M18X1.5	3.07	1.72	.16	15/16	S10MM	1.45
HY05-12RU20A90T	5/16	M20X1.5	3.46	2.09	.20	15/16	S12MM	1.78
HY06-10RU16A90T	3/8	M16X1.5	3.44	2.09	.27	7/8	L10MM	1.98
HY06-12RU18A90T	3/8	M18X1.5	3.44	2.09	.27	15/16	L12MM	1.98
HY06-12RU20A90T	3/8	M20X1.5	3.44	2.20	.27	15/16	S12MM	2.01
HY06-14RU22A90T	3/8	M22X1.5	3.79	2.44	.27	1-1/16	S14MM	2.14
HY08-15RU22A90T	1/2	M22X1.5	3.79	2.44	.38	1-1/16	L15MM	2.26
HY08-16RU24A90T	1/2	M24X1.5	3.79	2.53	.38	1-3/16	S16MM	2.31
HY10-18RU26A90T	5/8	M26X1.5	4.03	2.53	.50	1-1/4	L18MM	2.37
HY10-20RU30B90T	5/8	M30X2.0	3.73	2.23	.50	1-7/16	S20MM	2.47
HY12-22RU30A90T	3/4	M30X1.5	3.97	2.41	.61	1-7/16	L/S22MM	2.55
HY12-22RU30B90T	3/4	M30X2.0	3.97	2.69	.61	1-7/16	L22MM	2.68
HY12-25RU36B90T	3/4	M36X2.0	4.83	3.24	.61	1-3/4	S25MM	3.13
HY16-28RU36B90T	1	M36X2.0	4.36	3.41	.81	2	L28MM	2.97

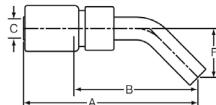
04

## Metric O.D. Standpipe



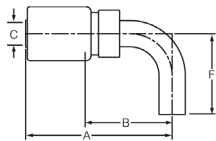
Part #	Hose ID	A OAL	B Cut Off	C Orifice	Tube OD
HY04-06RZLST	1/4	3.01	1.66	.12	6MM
HY04-08RZLST	1/4	3.09	1.72	.16	8MM
HY04-10RZLST	1/4	3.16	1.81	.16	10MM
HY05-10RZLST	5/16	3.20	1.84	.20	10MM
HY06-10RZLST	3/8	3.18	1.81	.24	10MM
HY06-12RZLST	3/8	3.22	1.88	.27	12MM
HY06-14RZST	3/8	3.30	1.94	.27	14MM
HY08-15RZLST	1/2	3.33	1.97	.38	15MM
HY08-16RZST	1/2	3.53	2.16	.38	16MM
HY16-28RZLST	1	3.72	2.09	.81	28MM

## 45° Bent Metric O.D. Standpipe



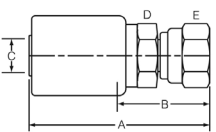
Part #	Hose ID	A OAL	B Cut Off	C Orifice	Tube OD	F Drop
HY04-08RZ45LST	1/4	3.54	2.19	.16	8MM	.75
HY04-10RZ45LST	1/4	3.68	2.31	.16	10MM	.84

## 90° Bent Metric O.D. Standpipe



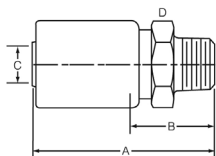
Part #	Hose ID	A OAL	B Cut Off	C Orifice	Tube OD	F Drop
HY04-06RZ90LST	1/4	2.95	1.59	.12	6MM	1.14
HY04-08RZ90LST	1/4	3.07	1.72	.16	8MM	1.34
HY06-10RZ90LST	3/8	3.20	1.83	.24	10MM	1.54
HY06-12RZ90LST	3/8	3.44	2.09	.27	12MM	1.69
HY08-16RZ90LST	1/2	3.79	2.44	.38	16MM	2.13

## Female Swivel 37° Flare JIC Stainless Steel



Part #	Hose ID	Thread Size	A OAL	B Cut Off	C Orifice	D Hex	E Hex
HY04-04FJ-SS	1/4	7/16-20	2.60	1.25	.16	9/16	9/16
HY06-06FJ-SS	3/8	9/16-18	2.69	1.35	.27	11/16	11/16
HY08-08FJ-SS	1/2	3/4-16	2.90	1.56	.38	7/8	7/8
HY12-12FJ-SS	3/4	1-1/16-12	3.22	1.66	.61	1-1/4	1-1/4

## NPTF Male Stainless Steel



Part #	Hose ID	Thread Size	A OAL	B Cut Off	C Orifice	D Hex
HY04-04MP-SS	1/4	1/4-18	2.53	1.19	.16	9/16
HY06-06MP-SS	3/8	3/8-18	2.55	1.19	.27	3/4
HY08-08MP-SS	1/2	1/2-14	2.91	1.56	.38	7/8
HY12-12MP-SS	3/4	3/4-14	3.08	1.50	.61	1-1/4

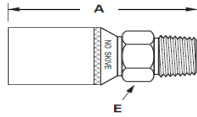
# HOSE & TUBING

## 430 'U' Series Hose Ends

Very high pressure hydraulic lines subjected to pressure surges and flexes applications; Some applications include mining, construction, farming, and high performance industrial equipment; Ends can be used with Caterpillar, John Deere, and many major manufacturers of heavy equipment; Excellent selection of no-skive hose ends as an advantage; Pressure is determined by maximum operating pressure for hose size and hose end configuration, whichever is less; Low carbon steel material; Zinc, clear trivalent chromate plating.

**Compatible Hoses: R4, R2, R16, R17, and R12; Assemble with T-410-1, T-420-1, T-440-1, T-480, ET1000, ET4000, ET4001, ET4020, ET4040, D165, and D206**

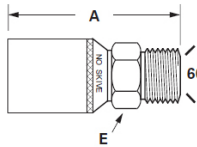
### Male Pipe NPTF Rigid



Part #	Hose ID	Pipe Size	Thread Size	A	Hose Cut Off Factor	Hole Dia	Hex E
43006U-104	3/8	1/4	1/8-18	2.02	1.18	.26	11/16
43006U-106	3/8	3/8	3/8-18	2.11	1.28	.26	11/16
43006U-108	3/8	1/2	1/2-18	2.11	1.28	.26	7/8
43008U-108	1/2	1/2	1/2-14	3.56	1.69	.34	7/8
43008U-112	1/2	3/4	3/4-14	3.29	1.38	.34	1-1/16
43010U-108	5/8	1/2	1/2-18	2.61	1.58	.50	15/16
43010U-112	5/8	3/4	3/4-14	2.43	1.40	.50	1-1/16
43012U-112	3/4	3/4	3/4-14	3.68	1.69	.61	1-1/16
43012U-116	3/4	1	1-11-1/2	3.77	1.75	.61	1-3/8
43016U-112	1	3/4	3/4-14	3.86	1.81	.71	1-1/4
43016U-116	1	1	1-11-1/2	4.05	2.00	.81	1-3/8
43016U-120	1	1-1/4	1-1/4-11-1/2	4.08	2.06	.81	1-11/16
43020U-120	1-1/4	1-1/4	1-1/4-11-1/2	4.58	2.31	1.02	1-11/16
43024U-124	1-1/2	1-1/2	1-1/2-11-1/2	4.87	2.38	1.25	2
43024U-132	2	2	2-11-1/2	5.51	2.69	1.69	2-1/2

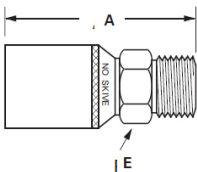
### British Standard 60° Cone BSPP Male Pipe Rigid

\*G as part of thread size is ISO designation for parallel thread



Part #	Hose ID	BSPP Pipe Size	Thread Size	A	Hose Cut Off Factor	Hole Dia	Hex E
43012U-P62	3/4	3/4	G-3/4-14*	3.56	1.56	.61	1-1/8
43016U-P66	1	1	G-1-11*	3.73	1.69	.81	1-3/8
43020U-P67	1-1/4	1-1/4	G-1-1/4-11*	4.41	2.13	1.02	1-3/4

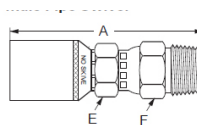
### FOR-SEAL Male Rigid



Part #	Hose ID	Tube Size	Thread Size	A	Hose Cut Off Factor	Hole Dia	Hex E
43006U-E66	3/8	3/8	11/16-16	1.83	.99	.26	3/4
43006U-E68	3/8	1/2	13/16-16	1.79	.95	.26	7/8
43008U-E68	1/2	1/2	13/16-16	3.24	1.31	.34	7/8
43012U-E72	3/4	3/4	1-3/16-12	3.57	1.56	.61	1-1/4
43016U-E76	1	1	1-7/16-12	3.55	1.50	.81	1-1/2
43020U-E80	1-1/4	1-1/4	1-11/16-12	3.90	1.56	1.04	1-3/4

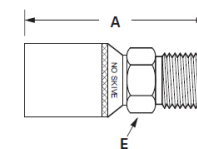
### Male Pipe Swivel

Swivel for installation purposes only - not for temperatures above 212°F



Part #	Hose ID	Tube Size	Thread Size	A	Hose Cut Off Factor	Hole Dia	Hex E	Hex F
43016U-J16	1	1	1-11	5.02	3.00	.78	1-1/4	1-3/8

### SAE 37° Male Rigid

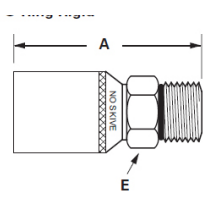


Part #	Hose ID	Tube Size	Thread Size	A	Hose Cut Off Factor	Hole Dia	Hex E
43006U-506	3/8	3/8	9/16-18	2.00	1.17	.26	11/16
43006U-508	3/8	1/2	3/4-16	1.94	1.11	.26	13/16
43008U-508	1/2	1/2	3/4-16	3.50	1.63	.34	7/8
43008U-510	1/2	5/8	7/8-14	3.30	1.38	.34	1
43010U-510	5/8	5/8	7/8-14	2.60	1.57	.50	15/16
43010U-512	5/8	3/4	1-1/16-12	2.46	1.43	.50	1-1/8
43012U-512	3/4	3/4	1-1/16-12	3.74	1.75	.61	1-1/8
43012U-514	3/4	7/8	1-3/16-12	3.81	1.81	.61	1-1/4
43012U-516	3/4	1	1-5/16-12	4.02	2.06	.61	1-3/8
43016U-516	1	1	1-5/16-12	4.02	2	.81	1-3/8
43016U-520	1	1-1/4	1-5/8-12	3.84	1.81	.81	1-11/16
43020U-520	1-1/4	1-1/4	1-5/8-12	4.57	2.31	1.02	1-11/16
43024U-524	1-1/2	1-1/2	1-7/8-12	4.95	2.50	1.25	2
43032U-532	2	2	2-1/2-2	5.57	2.75	1.69	2-5/8



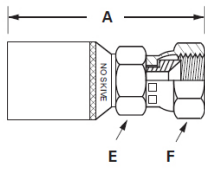
## Male Straight Thread O-Ring Rigid

Includes o-ring.



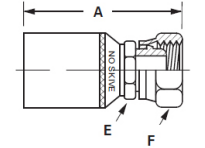
Part #	Hose ID	Tube Size	Thread Size	A	Hose Cut Off Factor	Hole Dia	Hex E
43006U-P06	3/8	3/8	9/16-18	1.84	1.00	.26	11/16
43006U-P08	3/8	1/2	3/4-16	1.81	.98	.26	7/8
43010U-P12	5/8	3/4	1-1/16-12	2.26	1.23	.50	1-1/4
43016U-P16	1	1	1-5/16-12	3.45	1.44	.81	1-1/2

## JIC 37° Female Swivel



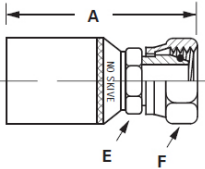
Part #	Hose ID	Tube Size	Thread Size	A	Hose Cut Off Factor	Hole Dia	Hex E	Hex F
43006U-604	3/8	1/4	7/16-20	2.03	1.19	.17	11/16	9/16
43006U-606	3/8	3/8	9/16-18	2.12	1.28	.26	9/16	9/16
43006U-608	3/8	1/2	3/4-16	2.15	1.31	.26	11/16	7/8
43008U-606	1/2	3/8	9/16-18	3.56	1.69	.34	13/16	11/16
43008U-608	1/2	1/2	3/4-16	3.67	1.75	.34	13/16	7/8
43008U-610	1/2	5/8	7/8-14	3.72	1.81	.34	13/16	1
43008U-612	1/2	3/4	1-1/16-12	3.76	1.88	.34	1	1-1/4
43010U-610	5/8	5/8	7/8-14	2.64	1.61	.50	15/16	1
43010U-612	5/8	3/4	1-1/16-12	2.59	1.57	.50	1	1-1/4
43012U-612	3/4	3/4	1-1/16-12	4.08	2.06	.61	1	1-1/4
43012U-614	3/4	7/8	1-3/16-12	3.90	1.88	.61	1-1/4	1-3/8
43012U-616	3/4	1	1-5/16-12	4.01	2.00	.61	1-1/4	1-1/2
43016U-612	1	3/4	1-1/16-12	4.19	2.19	.61	1-1/4	1-1/4
43016U-616	1	1	1-5/16-12	4.28	2.25	.81	1-1/4	1-1/2
4.016U-620	1	1-1/4	1-5/8-12	4.12	2.06	.81	1-5/8	2
43020U-620	1-1/4	1-1/4	1-5/8-12	4.87	2.63	1.02	1-11/16	2
43020U624	1-1/4	1-1/2	1-7/8-12	5.03	2.75	1.02	1-7/8	2-1/4
43024U-624	1-1/2	1-1/2	1-7/8-12	5.29	2.81	1.25	2	2-1/4
43032U-632	2	2	2-1/2-12	6.04	3.25	1.69	2-1/2	3

## Female Swivel DIN Universal Seat Light



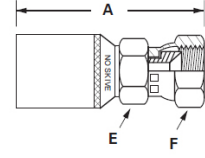
Part #	Hose ID	Tube Size	Thread Size	A	Hose Cut Off Factor	Hole Dia	Hex E	Hex F
43012U-22C	3/4	22	M3X2.0	4.12	2.13	.51	1-1/8	1-7/16

## Female Swivel DIN 24° Seat Heavy



Part #	Hose ID	Tube Size	Thread Size	A	Hose Cut Off Factor	Hole Dia	Hex E	Hex F
43012U-70C	3/4	20	M30X2.0	3.68	1.69	.61	1-1/8	1-7/16
43012U-75C	3/4	25	M36X2.0	4.14	2.13	.61	1-1/4	1-5/8
43016U-80C	1	30	M42X2.0	4.07	2.00	.81	1-5/8	2
43020U-80C	1-1/4	30	M42X2.0	4.32	2.00	1.02	1-5/8	2

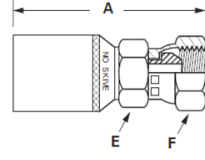
## Female Swivel 30° Flare Metric Thread



Part #	Hose ID	Thread Size	A	Hose Cut Off Factor	Hole Dia	Hex E	Hex F
43008U-22K	1/2	M22X1.5	3.72	1.81	.34	7/8	1
43012U-30K	3/4	M30X1.5	3.96	1.94	.61	1-1/8	1-3/8
43016U-33K	1	M33X1.5	4.27	2.25	.81	1-1/4	1-1/2
43020U-36K	1-1/4	M36X1.5	5.19	2.88	.92	1-5/8	1-3/4

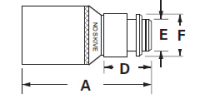
## British Standard BSPP 60° Cone Female Pipe Swivel

\*G as part of thread size is ISO designation for parallel thread.



Part #	Hose ID	BSPP Pipe Size	Thread Size	A	Hose Cut Off Factor	Hole Dia	Hex E	Hex F
43008U-358	1/2	1/2	G-1/2-14*	3.78	1.88	.34	7/8	1-1/16
43012U-362	3/4	3/4	G-3/4-14*	4.09	2.06	.61	1	1-1/4
43016U-366	1	1	G-1-11*	4.29	2.25	.81	1-1/4	1-1/2
43020U-370	1-1/4	1-1/4	G-1-1/4-11*	4.76	2.50	1.02	1-5/8	1-7/8

## READY-LOK Male Connector

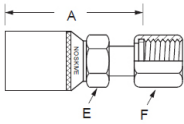


Part #	Hose ID	Connect Size	A	Hose Cut Off Factor	Hole Dia	Length D	Dia E	Dia F
43006U-06S	3/8	3/8	2.14	1.30	.26	1.04	.55	.78
43006U-08S	3/8	1/2	2.14	1.30	.26	1.04	.71	.94
43008U-08S	1/2	1/2	3.31	1.43	.34	.94	.70	.94
43012U-12S	3/4	3/4	3.53	1.50	.61	1.14	.94	1.14
43016U-16S	1	1	3.76	1.75	.81	1.34	1.21	1.53
43020U-20S	1-1/4	1-1/4	4.01	1.75	1.02	1.34	1.49	1.80
43024U-24S	1-1/2	1-1/2	5.06	2.59	1.25	2.51	1.85	2.17

# HOSE & TUBING

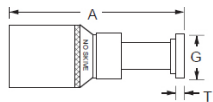
## Female FOR-SEAL Swivel Straight

04



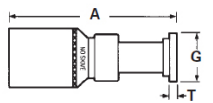
Part #	Hose ID	Tube Size	Thread Size	A	Hose Cut Off Factor	Hole Dia	Hex E	Hex F
43006U-S64	3/8	1/4	9/16-18	1.98	1.15	.17	11/16	11/16
43006U-S66	3/8	3/8	11/16-16	2.07	1.24	.26	11/16	13/16
43006U-S68	3/8	1/2	13/16-16	2.16	1.32	.26	13/16	15/16
43008U-S68	1/2	1/2	13/16-16	3.30	1.42	.34	13/16	15/16
43008U-S70	1/2	5/8	1-14	3.40	1.52	.34	15/16	1-1/8
43010U-S68	5/8	1/2	13/16-16	2.54	1.51	.38	15/16	115/16
43010U-S70	5/8	5/8	1-14	2.63	1.61	.48	15/16	1-1/8
43010U-S72	5/8	3/4	1-3/16-12	2.66	1.63	.50	1-1/8	1-3/8
43012U-S70	3/4	5/8	1-14	4.06	2.06	.45	1	1-1/8
43012U-S72	3/4	3/4	1-3/16-12	3.85	2.09	.61	1-1/8	1-3/8
43012U-S76	3/4	1	1-7/16-12	4.15	2.13	.55	1	1-5/8
43016U-S76	1	1	1-7/16-12	4.68	2.69	.76	1-1/4	1-5/8
43016U-S80	1	1-1/4	1-11/16-12	4.33	2.31	.81	1-1/2	1-7/8
43020U-S80	1-1/4	1-1/4	1-11/16-12	4.51	2.25	1.02	1-5/8	1-7/8
43024U-S84	1-1/2	1-1/2	2-12	4.77	2.31	1.25	2	2-1/4

## Split Flange Straight SAE Code 61

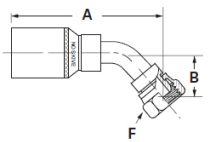


Part #	Hose ID	Nom Flange Size	O-Ring Replace	A	Hose Cut Off Factor	Hole Dia	Dia G	T Nom
43008U-G08	1/2	1/2	8X252	4.18	2.25	.34	1.19	.265
43008U-G12	1/2	3/4	12X252	4.24	2.31	.34	1.50	.265
43012U-G12	3/4	3/4	12X252	4.16	2.13	.56	1.50	.265
43012U-G16	3/4	1	16X252	4.16	2.13	.56	1.75	.315
43012U-G20	3/4	1-1/4	20X252	4.16	2.13	.56	2.00	.315
43010U-G12	5/8	3/4	12X252	3.13	2.10	.50	1.50	.265
43016U-G16	1	1	16X252	4.40	2.38	.76	1.75	.315
43016U-G20	1	1-1/4	20X252	4.40	2.38	.76	2.00	.315
43016U-G24	1	1-1/2	24X252	4.46	2.44	.76	2.38	.315
43020U-G20	1-1/4	1-1/4	20X252	5.01	2.75	1.02	2.00	.315
43020U-G24	1-1/4	1-1/2	24X252	5.07	2.81	1.02	2.38	.315
43020U-G24L64	1-1/4	1-1/2	24X252	9.60	7.31	1.01	2.38	.315
43020U-G32	1-1/4	2	32X252	5.13	2.88	1.02	2.81	.375
43024U-G24	1-1/2	1-1/2	24X252	5.63	3.13	1.25	2.38	.315
43024U-G32	1-1/2	2	32X252	5.83	3.31	1.25	2.81	.375
43032U-G24	2	1-1/2	24X252	6.23	3.38	1.56	2.38	.315
43032U-G32	2	2	32X252	6.08	3.25	1.56	2.81	.375

## Split Flange Straight SAE Code 62



Part #	Hose ID	Nom Flange Size	O-Ring Replace	A	Hose Cut Off Factor	Hole Dia	Dia G	T Nom
43008U-D08	1/2	1/2	8X252	4.25	2.38	.34	1.25	.345
43008U-D12	1/2	3/4	12X252	4.27	2.38	.34	1.62	.345
43010U-D12	5/8	3/4	12X252	3.13	2.11	.50	1.62	.345
43012U-D12	3/4	3/4	12X252	4.19	2.19	.56	1.62	.345
43012U-D16	3/4	1	16X252	4.22	2.19	.56	1.88	.375
43016U-D16	1	1	16X252	4.46	2.44	.76	1.88	.375
43016U-D20	1	1-1/4	20X252	4.49	2.44	.76	2.12	.405
43020U-D20	1-1/4	1-1/4	20X252	5.10	2.81	1.02	2.12	.405
43020U-D24	1-1/4	1-1/2	24X252	5.21	2.94	1.02	2.50	.495
43024U-D24	1-1/2	1-1/2	24X252	5.63	3.13	1.25	2.50	.495
43032U-D32	2	2	32X252	7.18	4.38	1.56	3.12	.495

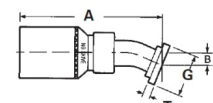


## British Standard 60° Cone BSPP Female Swivel 45° Tube Elbow

\*G aspart of thread size is ISO designation for parallel thread.

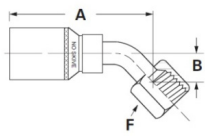
Part #	Hose ID	Tube Size	Thread Size	A	B	Hose Cut Off Factor	Hole Dia	Hex F
43012U-52P	3/4	3/4	G-3/4-14*	5.33	1.24	3.31	.56	1-1/4
43016U-56P	1	1	G-1-11*	5.21	1.46	3.19	.76	1-1/2

## Split Flange 22-1/2° Tube Elbow SAE Code 61



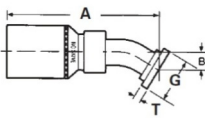
Part #	Hose ID	Nom Flange Size	O-Ring Replace	A	B	Hose Cut Off Factor	Hole Dia	Dia G	T Nom
43008U-H01	1/2	1/2	8X252	4.45	.38	2.56	.34	1.19	.265
43008U-H02	1/2	3/4	12X252	4.50	.40	2.63	.34	1.50	.265
43012U-H02	3/4	3/4	12X252	4.81	.44	2.81	.56	1.50	.265
43012U-H03	3/4	1	16X252	4.81	.44	2.81	.56	1.75	.315
43016U-H03	1	1	16X252	5.09	.45	3.06	.76	1.75	.315
43016U-H04	1	1-1/4	20X252	6.15	.45	3.07	.76	2.00	.315
43020U-H04	1-1/4	1-1/4	20X252	5.21	.50	2.94	1.02	2.00	.315
43020U-H05	1-1/4	1-1/2	24X252	5.21	.50	2.94	1.02	2.38	.315
43024U-H05	1-1/2	1-1/2	24X252	6.16	.63	3.69	1.25	2.38	.315
43024U-H06	1-1/2	2	32X252	6.15	.63	3.69	1.25	2.81	.375
43032U-H06	2	2	32X252	7.67	.94	4.88	1.56	2.81	.375

### JIC 37° Female Swivel 45° Tube Elbow



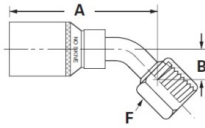
Part #	Hose ID	Tube Size	Thread Size	A	B	Hose Cut Off Factor	Hole Dia	Dia G
43006U-686	3/8	3/8	9/16-18	2.82	.85	1.94	.24	11/16
43006U-688	3/8	1/2	3/4-16	2.98	.95	2.14	.26	7/8
43008U-688	1/2	1/2	3/4-16	4.08	.55	2.19	.34	7/8
43008U-690	1/2	5/8	7/8-14	4.28	.63	2.38	.34	1
43012U-692	3/4	3/4	1-1/16-12	4.70	.78	2.69	.56	1-1/4
43016U-696	1	1	1-5/16-12	5.67	1.53	3.84	.76	1-1/2
43020U-697	1-1/4	1-1/4	1-5/8-12	5.77	1.64	3.45	1.01	2

### Split Flange 30° Tube Elbow SAE Code 61



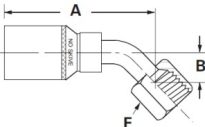
Part #	Hose ID	Nom Flange Size	O-Ring Replace	A	B	Hose Cut Off Factor	Hole Dia	Dia G	T Nom
43008U-H21	1/2	1/2	8X252	4.40	.50	2.50	.34	1.19	.265
43008U-H22	1/2	3/4	12X252	4.45	.53	2.56	.34	1.50	.265
43012U-H22	3/4	3/4	12X252	4.75	.59	2.75	.56	1.50	.265
43012U-H23	3/4	1	16X252	4.75	.59	2.75	.56	1.50	.315
43016U-H23	1	1	16X252	5.09	.64	3.06	.76	1.75	.315
43016U-H24	1	1-1/4	20X252	5.01	.64	3.00	.76	2.00	.315
43020U-H24	1-1/4	1-1/4	20X252	5.33	.72	3.06	1.02	2.00	.315
43020U-H25	1-1/4	1-1/2	24X252	5.38	.75	3.13	1.02	2.38	.315
43024U-H25	1-1/2	1-1/2	24X252	6.33	.91	3.81	1.25	2.38	.315
43024U-H26	1-1/2	2	32X252	6.50	1.01	4.00	1.25	2.81	.375
43032U-H26	2	2	32X252	7.88	1.31	5.44	1.56	2.81	.375

### Female FOR-SEAL Swivel 45° Tube Elbow



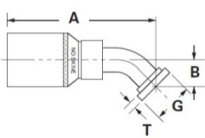
Part #	Hose ID	Tube Size	Thread Size	A	B	Hose Cut Off Factor	Hole Dia	Dia G	Hex F
43006U-L66	3/8	3/8	11/16-16	2.27	.43	1.43	.26	13/16	13/16
43006U-L68	3/8	1/2	13/16-16	2.58	.59	1.74	.26	15/16	15/16
43008U-L68	1/2	1/2	13/16-16	4.16	.59	2.25	.34	15/16	15/16
43008U-L70	1/2	5/8	1-14	4.48	.65	2.56	.34	1-1/8	1-1/8
43010U-L70	5/8	5/8	1-14	3.05	.65	2.02	.45	1-1/8	1-1/8
43012U-L72	3/4	3/4	1-3/16-12	4.80	.84	2.81	.56	1-3/8	1-3/8
43016U-L76	1	1	1-7/16-12	5.11	.95	3.06	.76	1-5/8	1-5/8
43020U-L80	1-1/4	1-1/4	1-11/16-12	5.07	1.05	2.85	1.01	1-7/8	1-7/8
43024U-L84	1-1/2	1-1/2	2-12	5.98	1.07	3.50	1.25	2-1/4	2-1/4

### JIC 37° Female Swivel 60° Tube Elbow



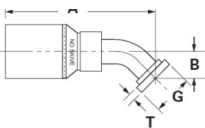
Part #	Hose ID	Tube Size	Thread Size	A	B	Hose Cut Off Factor	Hole Dia	Hex F
43008U-C60	1/2	5/8	7/8-14	4.48	1.00	2.63	.34	1
43012U-C62	3/4	3/4	1-1/16-12	5.12	1.71	6.13	.56	1-1/4
43016U-C66	1	1	1-5/16-12	5.74	1.53	3.69	.76	1-1/2

### Split Flange 45° Tube Elbow SAE Code 61



Part #	Hose ID	Nom Flange Size	O-Ring Replace	A	B	Hose Cut Off Factor	Hole Dia	Dia G	T Nom
43008U-G41	1/2	1/2	8X252	4.51	.78	2.63	.34	1.19	.265
43008U-G42	1/2	3/4	12X252	4.55	.82	2.63	.34	1.50	.265
43008U-G46	1/2	1	16X252	4.86	.82	3.00	.34	1.75	.315
43010U-G42	5/8	3/4	12X252	3.56	1.00	2.53	.50	1.50	.265
43012U-G42	3/4	3/4	12X252	4.92	1.00	2.94	.56	1.50	.265
43012U-G46	3/4	1	16X252	4.92	1.00	2.94	.56	1.75	.315
43016U-G46	1	1	16X252	4.64	.89	2.62	.76	1.75	.315
43016U-G50	1	1-1/4	20X252	4.82	1.06	2.81	.76	2.00	.315
43020U-G50	1-1/4	1-1/4	20X252	5.22	1.09	2.90	1.01	2.00	.315
43020U-G54	1-1/4	1-1/2	24X252	5.14	1.09	2.90	1.01	2.38	.315
43024U-G54	1-1/2	1-1/2	24X252	6.39	1.41	3.93	1.25	2.38	.315
43024U-G62	1-1/2	2	32X252	6.39	1.41	3.93	1.25	2.81	.375
43032U-G62	2	2	32X252	8.04	2.00	5.23	1.56	2.81	.375

### Split Flange 45° Tube Elbow SAE Code 62

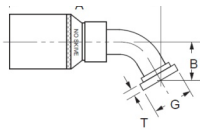


Part #	Hose ID	Nom Flange Size	O-Ring Replace	A	B	Hose Cut Off Factor	Hole Dia	Dia G	T Nom
43008U-D41	1/2	1/2	8X252	4.82	.94	2.94	.34	1.25	.345
43008U-D42	1/2	3/4	12X252	4.82	1.00	2.84	.34	1.62	.345
43012U-D42	3/4	3/4	12X252	5.19	1.27	3.19	.56	1.62	.345
43012U-D46	3/4	1	16X252	5.21	1.29	3.19	.56	1.88	.375
43016U-D46	1	1	16X252	5.57	1.34	3.56	.76	1.88	.375
43016U-D50	1	1-1/4	20X252	5.56	1.44	3.50	.76	2.12	.405
43020U-D50	1-1/4	1-1/4	20X252	6.60	1.68	4.31	1.01	2.12	.405
43020U-D54	1-1/4	1-1/2	24X252	6.67	1.75	4.38	1.01	2.50	.495
43024U-D54	1-1/2	1-1/2	24X252	7.25	1.86	4.75	1.25	2.50	.495
43032U-D62	2	2	32X252	8.74	2.25	5.94	1.56	3.12	.495

# HOSE & TUBING

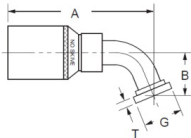
04

## Split Flange 60° Tube Elbow SAE Code 61

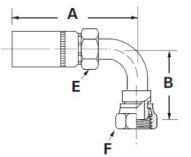


Part #	Hose ID	Nom Flange Size	O-Ring Replace	A	B	Hose Cut Off Factor	Hole Dia	Dia G	T Nom
43008U-H51	1/2	1/2	8X252	4.59	1.05	2.69	.34	1.19	.265
43008U-H52	1/2	3/4	12X252	4.62	1.10	2.75	.34	1.50	.265
43012U-H52	3/4	3/4	12X252	4.98	1.38	2.94	.56	1.50	.265
43012U-H53	3/4	1	16X252	4.98	1.38	2.94	.56	1.75	.315
43016U-H53	1	1	16X252	5.47	1.51	3.44	.76	1.75	.315
43016U-H54	1	1-1/4	20X252	5.58	1.51	3.56	.76	2.00	.315
43020U-H54	1-1/4	1-1/4	20X252	5.57	1.69	3.31	1.01	2.00	.315
43024U-H55	1-1/4	1-1/2	24X252	5.57	1.66	3.30	1.01	2.38	.315
43024U-H56	1-1/2	2	32X252	6.61	2.25	4.13	1.25	2.81	.375
43032U-H56	2	2	32X252	8.19	2.87	5.38	1.56	2.81	.375

## Split Flange 67-1/2° Tube Elbow SAE Code 61



Part #	Hose ID	Nom Flange Size	O-Ring Replace	A	B	Hose Cut Off Factor	Hole Dia	Dia G	T Nom
43008U-H61	1/2	1/2	8X252	4.40	1.25	2.50	.34	1.19	.265
43008U-H62	1/2	3/4	12X252	4.46	1.25	2.56	.34	1.50	.265
43008U-H63	1/2	1	16X252	4.69	1.25	2.81	.34	1.75	.315
43012U-H62	3/4	3/4	12X252	4.99	1.59	3.00	.56	1.50	.265
43012U-H63	3/4	1	16X252	4.99	1.59	3.00	.56	1.75	.315
43012U-H64	3/4	1-1/4	20X252	4.99	1.59	3.00	.56	2.00	.315
43016U-H63	1	1	16X252	5.25	1.76	3.19	.76	1.75	.315
43016U-H64	1	1-1/4	20X252	5.25	1.76	3.19	.76	2.00	.315
43020U-H64	1-1/4	1-1/4	20X252	5.55	1.94	3.25	1.01	2.00	.315
43020U-H65	1-1/2	1-1/2	24X252	5.57	2.00	3.30	1.01	2.38	.315
43024U-H65	1-1/2	1-1/2	24X252	6.53	2.37	4.07	1.25	2.38	.315
43024U-H66	1-1/2	2	32X252	6.53	2.37	4.07	1.25	2.81	.375
43032U-H66	2	2	32X252	8.39	3.40	5.56	1.56	2.81	.375

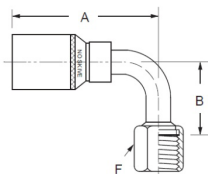


## British Standard BSPP 60° Cone Female Pipe Swivel 90° Elbow

\*G as part of thread size is ISO designation for parallel thread.

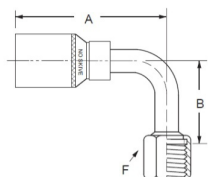
Part #	Hose ID	BSPP Size	Thread Size	A	B	Hose Cut Off Factor	Hole Dia	Hex E	Hex F
43012U-82P	3/4	3/4	G-3/4-14*	4.56	2.46	2.97	.56	1-1/8	1-1/4
43016U-86P	1	1	G-1-11*	4.77	3.09	2.75	.76	1-1/4	1-1/2

## Female FOR-SEAL Swivel 90° Short Drop Tube Elbow



Part #	Hose ID	Tube Size	Thread Size	A	B	Hose Cut Off Factor	Hole Dia	Hex F
43006U-A26	3/8	3/8	11/16-16	2.18	.90	1.34	.26	13/16
43006U-A28	3/8	1/2	13/16-16	2.46	1.15	1.62	.26	15/16
43008U-A28	1/2	1/2	13/16-16	3.90	1.15	2.00	.34	15/16
43008U-A30	1/2	5/8	1-14	4.21	1.27	2.31	.34	1-1/8
43010U-A30	5/8	5/8	1-14	2.94	1.27	1.91	.45	1-1/8
43010U-A32	5/8	3/4	1-3/16-12	3.31	1.88	2.29	.50	1-3/8
43012U-A30	3/4	5/8	1-14	4.24	1.27	2.25	.46	1-1/8
43012U-A32	3/4	3/4	1-3/16-12	4.78	1.88	2.75	.56	1-3/8
43016U-A36	1	1	1-7/16-12	4.95	2.21	2.93	.76	1-5/8
43020U-A40	1-1/4	1-1/4	1-11/16-12	5.26	2.51	3.00	1.02	1-7/8
43020U-A44	1-1/4	1-1/2	2-12	5.26	2.55	3.00	1.01	2-1/4
43024U-A44	1-1/2	1-1/2	2-12	6.11	2.70	3.63	1.25	2-1/4

## Female FOR-SEAL Swivel Long Drop 90° Tube Elbow

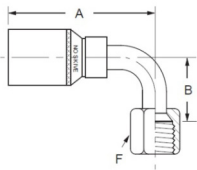


Part #	Hose ID	Tube Size	Thread Size	A	B	Hose Cut Off Factor	Hole Dia	Hex F
43006U-A66	3/8	3/8	11/16-16	2.18	2.13	1.34	.26	13/16
43006U-A68	3/8	1/2	13/16-16	2.55	2.50	1.71	.26	15/16
43008U-A68	1/2	1/2	13/16-16	4.32	2.51	2.44	.34	15/16
43008U-A70	1/2	5/8	1-14	4.61	2.76	2.75	.34	1-1/8
43012U-A72	3/4	3/4	1-3/16-12	4.73	3.78	2.75	.56	1-3/8
43016U-A76	1	1	1-7/16-12	5.16	4.50	3.13	.76	1-5/8
43020U-A80	1-1/4	1-1/4	1-11/16-12	5.26	5.06	3.00	1.01	1-7/8
43020U-A84	1-1/4	1-1/2	2-12	5.26	5.54	3.00	1.01	2-1/4
43024U-A84	1-1/2	1-1/2	2-12	6.11	5.54	3.63	1.25	2-1/4

# HOSE & TUBING

## JIC 37° Female Swivel 90° Tube Elbow

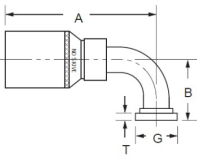
\*Swivel nuts are universal - both SAE 37° and 45° connections.



Part #	Hose ID	Tube Size	Thread Size	A	B	Hose Cut Off Factor	Hole Dia	Hex F
43006U-666	3/8	3/8	9/16-18	2.26	1.50	1.42	.24	11/16
43006U-646	3/8	3/8	9/16-18	2.26	2.73	1.42	.24	11/16
43006U-668	3/8	1/2	3/4-16	2.55	1.87	1.71	.26	7/8
43008U-648L36*	1/2	1/2	3/4-16	4.04	3.60	2.13	.34	7/8
43008U-648L45*	1/2	1/2	3/4-16	4.04	4.50	2.13	.34	7/8
43008U-668*	1/2	1/2	3/4-16	3.85	1.09	1.94	.34	7/8
43008U-650*	1/2	5/8	7/8-14	4.14	2.57	2.25	.34	1
43008U-670*	1/2	5/8	7/8-14	4.11	1.23	2.19	.34	1
43010U-670	5/8	5/8	7/8-14	2.94	1.52	1.91	.45	1
43010U-672	5/8	3/4	1-1/16-12	3.20	2.35	2.18	.50	1-1/4
43012U-652	3/4	3/4	1-1/16-12	4.65	3.62	2.63	.56	1-1/4
43012U-672	3/4	3/4	1-1/16-12	4.65	2.50	2.63	.56	1-1/4
40316U-656L33	1	1	1-5/16-12	5.00	3.37	3.00	.76	1-1/2
43016U-656L56	1	1	1-5/16-12	5.00	5.62	3.00	.76	1-1/2
43016U-676	1	1	1-5/16-12	5.27	3.00	3.25	.76	1-1/2
43016U-676L22	1	1	1-5/16-12	4.83	2.22	2.81	.76	1-1/2
43020U-677	1-1/4	1-1/4	1-5/8-12	5.21	3.34	2.99	1.01	2
4024U-678	1-1/2	1-1/2	1-7/8-12	6.11	3.95	3.62	1.19	2-1/4

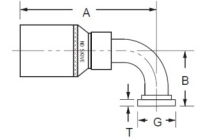
04

## Split Flange 90° Tube Elbow SAE Code 61



Part #	Hose ID	Nom Flange Size	O-Ring Replace	A	B	Hose Cut Off Factor	Hole Dia	Dia G	T Nom
43008U-G71	1/2	1/2	8X252	4.18	1.63	2.25	.34	1.19	.265
43008U-G71L32	1/2	1/2	8X252	4.04	3.20	2.13	.34	1.19	.265
43008U-G72	1/2	3/4	12X252	4.53	1.68	2.63	.34	1.50	.265
43008U-G76	1/2	1	16X252	4.63	1.68	2.75	.34	1.75	.315
43010U-G72	5/8	3/4	12X252	3.31	2.13	2.29	.50	1.50	.265
43012U-G72	3/4	3/4	12X252	4.65	2.12	2.63	.56	1.50	.265
43012U-G72L37	3/4	3/4	12X252	4.65	3.75	2.63	.56	1.50	.265
43012U-G72L50	3/4	3/4	12X252	4.74	5.00	2.75	.56	1.50	.265
43012U-G76	3/4	1	16X252	4.65	2.12	2.63	.56	1.75	.315
43012U-G76L31	3/4	1	16X252	4.65	3.12	2.63	.56	1.75	.315
43012U-G80	3/4	1-1/4	20X252	5.65	2.12	3.63	.56	2.0	.315
43016U-G76	1	1	16X252	5.25	2.38	3.23	.76	1.75	.315
43016U-G76L21	1	1	16X252	5.06	2.12	3.06	.76	1.75	.315
43016U-G76L46	1	1	16X252	5.15	4.62	3.13	.76	1.75	.315
43016U-G80	1	1-1/4	20X252	5.21	2.38	2.94	.76	2.00	.315
43016U-G80L46	1	1-1/4	20X252	5.12	4.62	3.13	.76	2.00	.315
43016U-G84	1	1-1/2	24X252	5.15	2.44	3.13	.76	2.38	.315
43020U-G80	1-1/4	1-1/4	20X252	5.32	2.63	3.05	1.01	2.00	.315
43020U-G80L31	1-1/4	1-1/4	20X252	5.32	3.00	3.05	1.02	2.00	.315
43020U-G80L40	1-1/4	1-1/4	20X252	5.26	4.00	3.00	1.02	2.00	.315
43020U-G80L51	1-1/4	1-1/4	20X252	5.32	5.13	3.05	1.02	2.00	.315
43020U-G80L66	1-1/4	1-1/4	20X252	5.26	6.62	3.00	1.02	2.00	.315
43020U-G84	1-1/4	1-1/2	24X252	5.37	2.63	3.05	1.01	2.38	.315
43020U-G84L46	1-1/4	1-1/2	24X252	5.26	4.68	3.00	1.02	2.38	.315
43024U-G84	1-1/2	1-1/2	24X252	6.03	3.12	3.73	1.25	2.38	.315
43024U-G84L58	1-1/2	1-1/2	24X252	6.11	5.80	3.63	1.21	2.38	.315
43024U-G84L67	1-1/2	1-1/2	24X252	6.11	6.70	3.63	1.21	2.38	.315
43024U-G92	1-1/2	2	32X252	6.11	3.13	3.65	1.25	2.81	.375
43024U-G92L45	1-1/2	2	32X252	6.11	4.50	3.63	1.21	2.81	.375
43024U-G92L67	1-1/2	2	32X252	6.11	6.70	3.63	1.21	2.81	.375
43032U-G84	2	1-1/2	24X252	6.63	3.12	3.81	1.19	2.38	.315
43032U-G92	2	2	32X252	7.83	4.50	4.91	1.56	2.81	.375
43032U-G92L65	2	2	32X252	7.95	6.50	5.13	1.56	2.81	.375
43032U-G92L80	2	2	32X252	7.98	8.00	5.14	1.56	2.81	.375

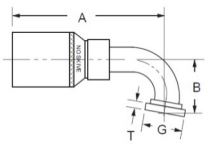
## Split Flange 90° Tube Elbow SAE Code 62



Part #	Hose ID	Nom Flange Size	O-Ring Replace	A	B	Hose Cut Off Factor	Hole Dia	Dia G	T Nom
43008U-D71	1/2	1/2	8X252	4.49	1.72	2.56	.34	1.25	.345
43008U-D72	1/2	3/4	12X252	4.53	1.90	2.63	.34	1.62	.345
43012U-D72	3/4	3/4	12X252	4.84	2.41	2.81	.56	1.62	.345
43012U-D76	3/4	1	16X252	4.84	2.70	2.81	.56	1.88	.75
43016U-D76	1	1	16X252	5.42	2.75	3.38	.76	1.88	.375
43016U-D80	1	1-1/4	20X252	5.31	2.90	3.25	.76	2.12	.405
43020U-D80	1-1/4	1-1/4	20X252	5.79	3.24	3.50	1.01	2.12	.405
43020U-D84	1-1/4	1-1/2	24X252	5.79	3.35	3.50	1.01	2.50	.405
43024U-D84	1-1/2	1-1/2	24X252	6.11	3.70	3.63	1.25	2.50	.495
43024U-D92	1-1/2	2	32X252	6.11	4.26	3.63	1.25	3.12	.495
43032U-D92	2	2	32X252	7.81	4.84	5.00	1.56	3.12	.495

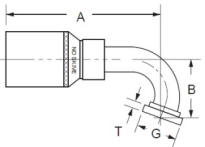
# HOSE & TUBING

04



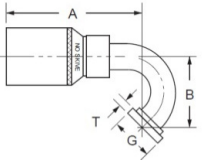
## Split Flange 100° Tube Elbow SAE Code 61

Part #	Hose ID	Nom Flange Size	O-Ring Replace	A	B	Hose Cut Off Factor	Hole Dia	Dia G	T Nom
43012U-H72	3/4	3/4	12X252	4.78	2.33	2.81	.61	1.50	.265
43012U-H73	3/4	1	16X252	4.94	2.33	2.81	.61	1.75	.315



## Split Flange 110° Tube Elbow SAE Code 61

Part #	Hose ID	Nom Flange Size	O-Ring Replace	A	B	Hose Cut Off Factor	Hole Dia	Dia G	T Nom
43016U-H83	1	1	16X252	4.48	2.84	2.46	.76	1.75	.315
43020U-H84	1-1/4	1-1/4	20X252	4.82	3.12	2.56	1.01	2.00	.315
43020U-H85	1-1/4	1-1/2	24X252	5.24	3.17	2.94	1.01	2.38	.315
43024U-H85	1-1/2	1-1/2	24X252	5.49	3.69	3.00	1.25	2.38	.315
43032U-H86	2	2	32X252	7.26	5.65	4.44	1.56	2.81	.375



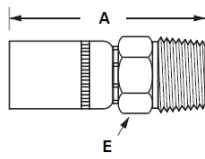
## Split Flange 135° Tube Elbow SAE Code 61

Part #	Hose ID	Nom Flange Size	O-Ring Replace	A	B	Hose Cut Off Factor	Hole Dia	Dia G	T Nom
46008U-H91	1/2	1/2	8X252	4.06	2.12	2.19	.34	1.19	.265
43012U-H92	3/4	3/4	12X252	4.04	3.00	2.06	.61	1.50	.265

## 470 'E' Series Hose Ends

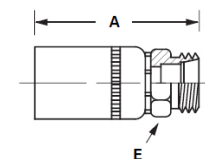
Very high pressure hydraulic lines subject to extreme pressure surges and flexing applications; Some applications include mining, construction, farming, and high performance industrial equipment; Pressure is determined by maximum operation pressure for hose size and hose end configuration, whichever is less; Low carbon steel material with zinc, clear trivalent chromate plating.

Compatible Hoses: R13; Assemble with T-410-1 Coll-O-Crimp II, T420-1 Coll-O-Crimp Super I, T440-1 Coll-O-Crimp II Plus, T-48-, ET4001, or ET40000 depending on size, D165, and D206.



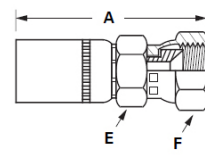
## Male Pipe Rigid

Part #	Hose ID	Pipe Size	Thread Size	A	Hose Cut Off Factor	Hole Dia	Hex E
47008E-108	1/2	1/2	1/2-14	2.79	1.38	.38	7/8
47012E-112	3/4	3/4	3/4-14	3.80	1.75	.61	1-1/16
47016E-116	1	1	1-11-1/2	4.30	1.94	.80	1-3/8
47020E-120	1-1/4	1-1/4	1-1/4-11-1/2	5.56	2.44	1.00	1-3/4
47024E-124	1-1/2	1-1/2	1-1/2-11-1/2	5.61	2.25	1.25	2-1/8
47032E-132	2	2	2-11-1/2	6.53	2.75	1.56	2-3/4



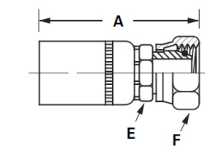
## Male DIN 24° Seat Heavy

Part #	Hose ID	Pipe Size	Thread Size	A	Hose Cut Off Factor	Hole Dia	Hex E
47012E-25F	3/4	25	M36-2.0	3.56	1.61	.58	1-3/8
47016E-30F	1	30	M42-2.0	4.26	1.88	.79	1-3/4
47020E-38F	1-1/4	38	M52-2.0	2.22	3.81	1.00	2-1/4



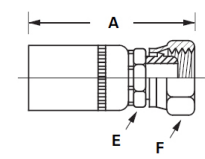
## JIC 37° Female Swivel

Part #	Hose ID	Tube Size	Thread Size	A	Hose Cut Off Factor	Hole Dia	Hex E	Hex F
47008E-608	1/2	1/2	3/4-16	2.97	1.56	.39	7/8	7/8
47012E-612	3/4	3/4	1-1/16-12	3.90	1.88	.58	1-1/16	1-1/4
47012E-616	3/4	1	1-5/16-12	3.98	1.94	.58	1-1/4	1-1/2
47016E-616	1	1	1-5/16-12	4.34	2.00	.80	1-3/8	1-1/2
47020E-620	1-1/4	1-1/4	1-5/8-12	5.72	2.56	1.00	1-3/4	2
47024E-624	1-1/2	1-1/2	1-7/8-12	6.04	2.63	1.25	2-1/8	2-1/4
47032E-632	2	2	2-1/2-12	6.98	3.22	1.56	2-3/4	3



## Female Swivel DIN 24° Seat

Part #	Hose ID	Tube Size	Thread Size	A	Hose Cut Off Factor	Hole Dia	Hex E	Hex F
47012E-75C	3/4	25	M36X2.0	3.94	1.88	.58	1-5/16	1-13/16
47016E-80X	1	30	M42X2.0	4.60	2.25	.79	1-5/8	2
47020E-88X	1-1/4	38	M52X2.0	5.96	2.63	1.00	2	2-3/8

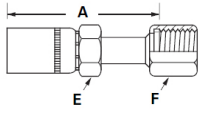


## British Standard BSPP 60° Cone Female Pipe Swivel

\*G as part of thread size is ISO designation for parallel thread.

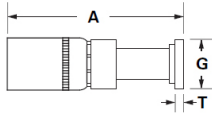
Part #	Hose ID	BSPP Pipe Size	Thread Size	A	Hose Cut Off Factor	Hole Dia	Hex E	Hex F
47012E-362	3/4	3/4	G-3/4-14*	3.99	1.69	.58	1-1/16	1-1/4
47016E-366	1	1	G-1-11*	4.75	2.23	.79	1-3/8	1-1/2
47020E-370	1-1/4	1-1/4	G-1-1/4-11*	6.26	2.44	1.00	1-7/8	1-7/8
47024E-374	1-1/2	1-1/2	G1-1/2-11*	6.46	3.04	1.18	2	2-1/4
47032E-375	2	2	G-2-11*	6.85	3.06	1.56	2-3/4	2-3/4

## Female FOR-SEAL Swivel Straight



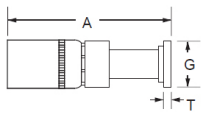
Part #	Hose ID	Tube Size	Thread Size	A	Hose Cut Off Factor	Hole Dia	Hex E	Hex F
47012E-S72	3/4	3/4	1-3/16-12	4.20	2.16	.55	1-1/8	1-3/8
47016E-S76	1	1	1-7/16-12	4.65	2.31	.79	1-3/8	1-5/8
47016E-S80	1	1-1/4	1-11/16-12	4.65	2.31	.79	1-3/8	1-7/8
47020E-S80	1-1/4	1-1/4	1-11/16-12	5.76	2.62	1.00	1-3/4	1-7/8

## Split Flange Straight SAE Code 61



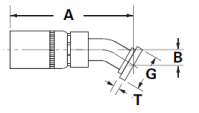
Part #	Hose ID	Tube Size	Thread Size	A	Hose Cut Off Factor	Hole Dia	Hex E	Hex F
47008E-G08	1/2	1/2	8X252	3.79	2.38	.38	1.19	.265
47012E-G12	3/4	3/4	12X252	4.46	2.44	.58	1.50	.265
47012E-G16	3/4	1	16X252	4.46	2.44	.58	1.75	.315
47016E-G16	1	1	16X252	4.91	2.56	.77	1.75	.315
47020E-G20	1-1/4	1-1/4	20X252	5.84	2.69	1.00	2.00	.315
47024E-G24	1-1/2	1-1/2	24X252	6.83	3.50	1.25	2.38	.315
47032E-G32	2	2	32X252	7.82	4.06	1.81	2.81	.375

## Split Flange Straight SAE Code 62



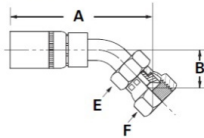
Part #	Hose ID	Nom Flange Size	O-Ring Replace	A	Hose Cut Off Factor	Hole Dia	Dia G	T Nom
47012E-D12	3/4	3/4	12X252	4.75	2.75	.58	1.62	.345
47012E-D16	3/4	1	16X252	4.94	2.88	.58	1.88	.375
47016E-D16	1	1	16X252	4.91	2.56	.77	1.88	.375
47016E-D20	1	1-1/4	20X252	5.10	2.75	.77	2.12	.405
47016E-D24	1	1-1/2	24X252	5.30	2.94	.77	2.50	.495
47020E-D20	1-1/4	1-1/4	20X252	5.73	2.63	1.00	2.12	.405
47020E-D24	1-1/4	1-1/2	24X252	6.71	3.31	1.25	2.50	.495
47024E-D20	1-1/2	1-1/4	20X252	6.87	3.44	1.00	2.12	.405
47024E-D24	1-1/2	1-1/2	24X252	6.71	3.31	1.25	2.50	.495

## Split Flange 30° Tube Elbow SAE Code 62



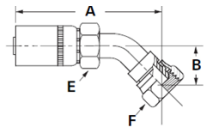
Part #	Hose ID	Nom Flange Size	O-Ring Replace	A	B	Hose Cut Off Factor	Hole Dia	Dia G	T Nom
47016E-N25	1	1-1/2	24X252	6.46	1.11	4.06	.75	2.50	.495
47020E-N25	1-1/4	1-1/2	24X252	7.45	1.09	4.31	1.06	2.50	.495

## JIC 37° Female Swivel 45° Tube Elbow



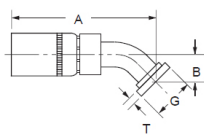
Part #	Hose ID	Nom Flange Size	Thread Size	A	B	Hose Cut Off Factor	Hole Dia	Hex E	T Nom
47008E-688	1/2	1/2	3/4-16	4.24	1.14	2.81	.39	7/8	7/8
47012E-692	3/4	3/4	1-1/16-12	5.79	1.66	3.75	.61	1-1/8	1-1/4
47016E-696	1	1	1-5/16-12	6.35	1.72	3.98	.80	1-3/16	1-1/2

## British Standard BSPP 60° Cone Female Pipe Swivel 45° Elbow



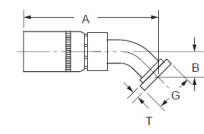
Part #	Hose ID	Tube Size	Thread Size	A	B	Hose Cut Off Factor	Hole Dia	Hex E	Hex F
47012E-52P	3/4	3/4	G-3/4-14*	5.80	1.66	3.75	.61	1-1/16	1-1/4
47016E-56P	1	1	G-1-11*	6.54	1.92	4.19	.75	1-3/8	1-1/2

## Split Flange 45° Tube Elbow SAE Code 61



Part #	Hose ID	Tube Size	Thread Size	A	B	Hose Cut Off Factor	Hole Dia	Dia G	T Nom
47008E-G41	1/2	1/2	8X252	3.94	.78	2.50	.38	1.19	.265
47012E-G42	3/4	3/4	12X252	5.50	1.38	3.46	.58	1.50	.265
47016E-G46	1	1	16X252	5.88	1.25	3.12	.75	1.75	.315
47020E-G50	1-1/4	1-1/4	20X252	7.16	1.50	4.02	1.00	2.00	.315
47024E-G54	1-1/2	1-1/2	24X252	7.81	1.41	4.38	1.25	2.38	.315
47032E-G62	2	2	32X252	9.17	2.00	5.40	1.81	2.81	.375

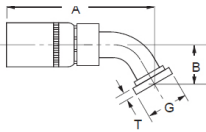
## Split Flange 45° Tube Elbow SAE Code 62



Part #	Hose ID	Nom Flange Size	O-Ring Replace	A	B	Hose Cut Off Factor	Hole Dia	Dia G	T Nom
47012E-D42	3/4	3/4	12X252	5.50	1.38	3.45	.58	1.62	.345
47012E-D46	3/4	1	16X252	5.50	1.38	3.45	.58	1.88	.375
47016E-D46	1	1	16X252	5.88	1.25	3.52	.79	1.88	.375
47016E-D50	1	1-1/4	20X252	5.88	1.25	3.52	.79	2.12	.405
47020E-D50	1-1/4	1-1/4	20X252	7.16	1.50	4.02	1.00	2.12	.405
47020E-D54	1-1/4	1-1/2	24X252	7.16	1.50	4.02	1.00	2.50	.495
47024E-D54	1-1/2	1-1/2	24X252	8.00	1.60	4.59	1.19	2.50	.495

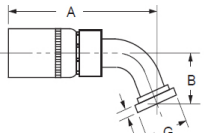
# HOSE & TUBING

04



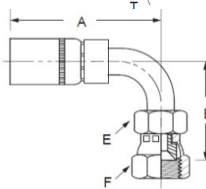
Split Flange 60° Tube Elbow SAE Code 62

Part #	Hose ID	Nom Flange Size	O-Ring Replace	A	B	Hose Cut Off Factor	Hole Dia	Dia G	T Nom
47020E-N55	1-1/4	1-1/2	24X252	7.36	2.28	4.21	1.06	2.50	.495



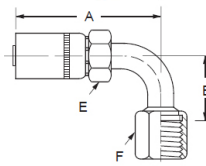
Split Flange 67-1/2° Tube Elbow SAE Code 62

Part #	Hose ID	Nom Flange Size	O-Ring Replace	A	B	Hose Cut Off Factor	Hole Dia	Dia G	T Nom
47016E-N63	1	1	16X252	6.02	2.24	3.63	.75	1.88	.375



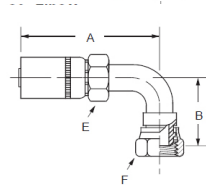
JIC 37° Female Swivel 90° Tube Elbow

Part #	Hose ID	Nom Flange Size	Thread Size	A	B	Hose Cut Off Factor	Hole Dia	Dia G	T Nom
47008E-668	1/2	1/2	3/4-16	3.53	2.12	2.11	.39	7/8	7/8
47012E-672	3/4	3/4	1-1/16-12	5.00	2.88	2.95	.61	1-1/8	1-1/4
47016E-676	1	1	1-5/16-12	5.52	3.46	3.16	.80	1-3/16	1-1/2



Female FOR-SEAL Swivel 90° Tube Elbow Short Drop

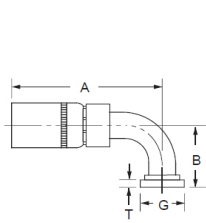
Part #	Hose ID	Tube Size	Thread Size	A	B	Hose Cut Off Factor	Hole Dia	Hex E	Hex F
47020E-A40	1-1/4	1-1/4	1-11/16-12	6.37	2.50	3.22	1.00	1-3/4	1-7/8



British Standard BSPP 60° Cone Female Pipe Swivel 90° Elbow

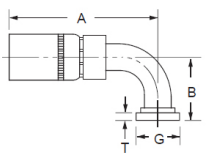
\*G as part of thread size is ISO designation for parallel thread.

Part #	Hose ID	Tube Size	Thread Size	A	B	Hose Cut Off Factor	Hole Dia	Hex E	Hex F
47012E-82P	3/4	3/4	G-3/4-14*	4.98	2.49	2.94	.61	1-1/8	1-1/4
47016E-86P	1	1	G-1-11*	5.52	3.43	3.13	.75	1-3/8	1-1/2



Split Flange 90° Tube Elbow SAE Code 61

Part #	Hose ID	Tube Size	O-Ring Replace	A	B	Hose Cut Off Factor	Hole Dia	Dia G	T Nom
47008E-G71	1/2	1/2	8X252	3.59	1.62	2.17	.50	1.19	.265
47012E-G72	3/4	3/4	12X252	5.00	2.66	2.95	.61	1.50	.265
47012E-G76	3/4	1	16X252	5.00	2.66	2.95	.58	1.75	.315
47016E-G76	1	1	16X252	5.52	2.80	3.16	.75	1.75	.315
47020E-G80	1-1/4	1-1/4	20X252	6.43	2.62	3.29	1.12	2.00	.315
47024E-G84	1-1/2	1-1/2	24X252	7.66	3.13	4.24	1.44	2.38	.315
47032E-G92	2	2	32X252	8.85	4.50	5.08	1.81	2.81	.375

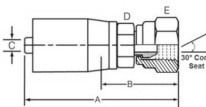


Split Flange 90° Tube Elbow SAE Code 62

Part #	Hose ID	Nom Flange Size	O-Ring Replace	A	B	Hose Cut Off Factor	Hole Dia	Dia G	T Nom
47012E-D72	3/4	3/4	12X252	5.01	2.62	2.94	.64	1.62	.345
47012E-D76	3/4	1	16X252	5.01	2.81	2.94	.60	1.88	.375
47016E-D76	1	1	16X252	5.52	2.79	3.13	.86	1.88	.375
47016E-D80	1	1-1/4	20X252	5.52	2.94	3.13	.86	2.12	.405
47016E-D84	1	1-1/2	24X252	5.75	3.42	3.39	.75	2.50	.495
47020E-D80	1-1/4	1-1/4	20X252	6.61	3.02	3.50	1.03	2.12	.405
47020E-D80L47	1-1/4	1-1/4	20X252	6.61	4.70	3.50	1.03	2.12	.405
47020E-D80L60	1-1/4	1-1/4	20X252	6.61	6.00	3.50	1.03	2.12	.405
47020E-D84	1-1/4	1-1/2	24X252	6.61	3.68	3.50	1.03	2.50	.495
47024E-D80	1-1/2	1-1/4	20X252	6.77	3.02	3.38	1.03	2.12	.405
47024E-D84	1-1/2	1-1/2	24X252	7.57	3.68	4.19	1.28	2.50	.495

## BW Series

Steel material unless specified; Recommended Hose: R17, R2, R12, R16, R1, R13, & R4; Assemble with D165 & D206



BSPP Female Swivel Male 60° Cone

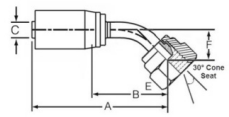
Part #	Hose ID	Thread Size	A OAL	B Cut Off	C Orifice	D Hex	E Hex
BW06-06BPF	3/8	3/8-19	2.59	1.21	.16	3/4	7/8
BW08-08BPF	1/2	1/2-14	2.80	1.46	.38	7/8	1
BW12-12BPF	3/4	3/4-14	3.44	1.56	.56	1-1/4	1-1/4
BW16-16BPF	1	1-11	3.73	1.61	.78	1-3/8	1-1/2
BW20-20BPF	1-1/4	1-1/4-11	4.39	1.85	1.02	1-3/4	1-7/8



# HOSE & TUBING

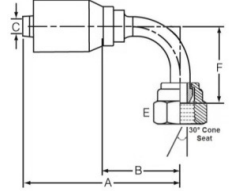
04

## 45° BSPP Female Swivel 60° Cone



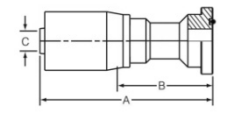
Part #	Hose ID	Thread Size	A OAL	B Cut Off	C Orifice	D Hex	E Hex	F Drop
BW0606BPF45T	3/8	3/8-19	3.53	2.16	.25	3/4	7/8	.91
BW08-08BPF45T	1/2	1/2-14	3.76	2.42	.33	7/8	1	1.00

## BSPP 90° Bent Tube Female Swivel Male 60° Cone



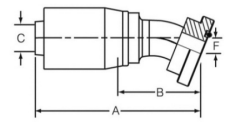
Part #	Hose ID	Thread Size	A OAL	B Cut Off	C Orifice	D Hex	E Hex	F Drop
BW08-08BPF90T	1/2	1/2-14	3.12	1.77	.33	7/8	1	1.95

## O-Ring Flange SAE Code 61



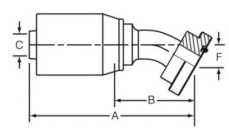
Part #	Hose ID	Flange OD	A OAL	B Cut Off	C Orifice
BW08-08PA	1/2	1.19	3.19	1.84	.33
BW08-12PA	1/2	1.50	2.95	1.60	.33
BW12-12PAP	3/4	1.50	4.21	2.33	.51
BW12-16PAP	3/4	1.75	4.22	2.34	.51
BW16-16PAP	1	1.75	4.45	2.33	.78
BW16-20PAP	1	2.00	4.45	2.33	.78
BW16-24PAP	1	2.38	4.49	2.37	.78
BW20-20PAP	1-1/4	2.00	5.30	2.70	1.01
BW20-24PAP	1-1/4	2.38	5.36	2.82	1.01
BW24-24PAP	1-1/2	2.38	5.51	2.91	1.19
BW24-32PAP	1-1/2	2.81	5.43	2.85	1.19
BW32-32PAP	2	2.81	7.30	4.05	1.69

## 22-1/2° Bent Tube O-Ring Flange SAE Code 61



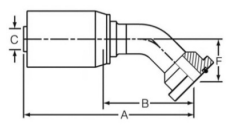
Part #	Hose ID	Flange OD	A OAL	B Cut Off	C Orifice	F Drop
BW08-08PA22	1/2	1.19	3.64	2.30	.33	.38
BW08-12PA22	1/2	1.50	3.78	2.43	.33	.48
BW12-12PA22P	3/4	1.50	4.59	2.71	.51	.49
BW12-16PA22	3/4	1.75	4.59	2.71	.51	.49
BW16-16PA22P	1	1.75	4.95	2.83	.78	.50
BW16-20PA22	1	2.00	4.95	2.83	.78	.50

## 30° Bent Tube O-Ring Flange SAE Code 61



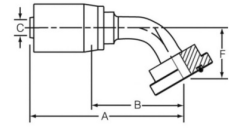
Part #	Hose ID	Flange OD	A OAL	B Cut Off	C Orifice	F Drop
BW12-12PA30P	3/4	1.50	4.68	2.80	.51	.67
BW12-16PA30	3/4	1.75	4.69	2.80	.51	.67
BW16-16PA30P	1	1.75	4.93	2.81	.78	.60
BW20-20PA30P	1-1/4	2.00	5.87	3.33	1.01	.72
BW20-24PA30	1-1/4	2.38	5.92	3.38	1.01	.75
BW32-32PA30P	2	2.81	8.45	5.20	1.69	1.43

## 45° Bent Tube O-Ring Flange SAE Code 61



Part #	Hose ID	Flange OD	A OAL	B Cut Off	C Orifice	F Drop
BW08-08PA45	1/2	1.19	3.54	2.20	.33	.78
BW08-12PA45	1/2	1.50	3.58	2.24	.33	.82
BW08-16PA45	1/2	1.75	4.08	2.74	.33	.78
BW10-12PA45	5/8	1.50	4.55	2.45	.44	.86
BW12-12PA45P	3/4	1.50	4.65	2.77	.51	.86
BW12-16PA45	3/4	1.75	4.65	2.77	.51	.86
BW16-16PA45P	1	1.75	4.83	2.71	.78	1.13
BW16-20PA45	1	2.00	4.92	2.80	.78	.95
BW20-20PA45P	1-1/4	2.00	6.18	3.65	1.01	1.17
BW20-24PA45	1-1/4	2.38	6.23	3.67	1.01	1.21
BW24-24PA45P	1-1/2	2.38	7.04	4.45	1.19	1.40
BW32-32PA45P	2	2.81	8.70	5.45	1.69	2.26

## 60° Bent Tube O-Ring Flange SAE Code 61

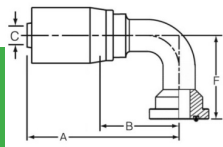


Part #	Hose ID	Flange OD	A OAL	B Cut Off	C Orifice	F Drop
BW12-12PA60P	3/4	1.50	4.46	2.91	.51	1.41
BW08-12PA60	1/2	1.50	3.57	2.22	.33	1.12
BW16-16PA60U	1	1.75	5.62	3.50	.78	1.77
BW16-20PA60	1	2.00	5.60	3.49	.78	1.60
BW20-20PA60P	1-1/4	2.00	6.66	4.11	1.01	1.72

# HOSE & TUBING

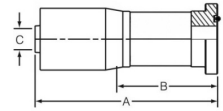
04

## 90° Bent Tube O-Ring Flange SAE Code 61



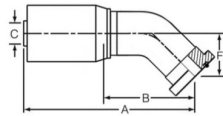
Part #	Hose ID	Flange OD	A OAL	B Cut Off	C Orifice	F Drop
BW08-08PA90	1/2	1.19	3.14	1.80	.33	1.63
BW08-12PA90	1/2	1.50	3.52	2.17	.33	1.69
BW08-12PA90M	1/2	1.50	3.13	1.78	.33	2.88
BW08-16PA90	1/2	1.75	4.10	2.76	.38	1.75
BW12-12PA90P	3/4	1.50	4.82	2.94	.51	2.40
BW12-12PA90M	3/4	1.50	4.67	2.79	.57	3.75
BW12-16PA90	3/4	1.75	4.83	2.95	.51	2.42
BW12-16PA90M	3/4	1.75	4.67	2.79	.57	3.12
BW16-16PA90M	1	1.75	5.28	3.16	.76	4.62
BW16-16PA90P	1	1.75	5.20	3.08	.78	2.80
BW16-20PA90	1	2.00	4.92	2.80	.78	2.24
BW16-20PA90M	1	2.00	5.28	3.16	.76	4.62
BW16-24PA90	1	2.38	5.28	3.16	.78	2.38
BW20-20PA90P	1-1/4	2.00	6.47	3.93	1.01	2.68
BW20-24PA90	1-1/4	2.38	6.47	3.93	1.01	2.74
BW24-24PA90P	1-1/2	2.38	6.74	4.14	1.19	3.31
BW32-32PA90P	2	2.81	8.25	5.00	1.69	4.94

## O-Ring Flange SAE Code 62



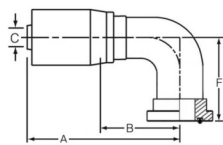
Part #	Hose ID	Flange OD	A OAL	B Cut Off	C Orifice
BW08-08PHP	1/2	1.25	3.35	2.00	.33
BW12-12PHP	3/4	1.63	4.35	2.47	.51
BW12-16PHP	3/4	1.88	4.43	2.55	.55
BW16-16PHP	1	1.88	4.70	2.58	.78
BW16-20PHP	1	2.13	-	-	.78
BW20-20PHP	1-1/4	2.13	5.74	3.20	1.01
BW24-24PHP	1-1/2	2.50	5.65	3.38	1.19
BW32-32PHP	2	3.13	7.78	4.53	1.69

## 45° Bent Tube O-Ring Flange SAE Code 62



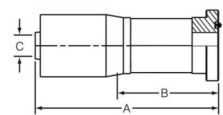
Part #	Hose ID	Flange OD	A OAL	B Cut Off	C Orifice	F Drop
BW12-12PH45P	3/4	1.63	4.72	2.84	.51	.93
BW12-16PH45	3/4	1.88	4.80	2.92	.56	1.02
BW16-16PH45P	1	1.88	5.30	3.18	.63	1.23
BW16-20PH45	1	2.13	5.60	3.48	.78	1.41
BW20-20PH45P	1-1/4	2.13	6.50	3.95	1.01	1.48
BW24-24PH45P	1-1/2	2.50	7.38	4.78	1.25	1.73

## 90° Bent Tube O-Ring Flange SAE Code 62

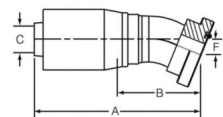


Part #	Hose ID	Flange OD	A OAL	B Cut Off	C Orifice	F Drop
BW08-08PH90	1/2	1.25	3.14	1.80	.33	1.71
BW12-12PH90P	3/4	1.63	4.82	2.94	.51	2.50
BW12-16PH90	3/4	1.88	4.82	2.94	.51	2.61
BW16-16PH90P	1	1.88	4.81	2.69	.76	2.50
BW16-20PH90	1	2.13	4.79	2.67	.78	2.69
BW20-20PH90P	1-1/4	2.13	6.47	3.93	1.01	3.12
BW24-24PH90P	1-1/2	2.50	6.74	4.14	1.25	3.78

## Straight Flange Head for Caterpillar

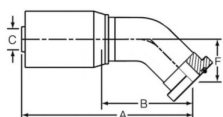


Part #	Hose ID	Flange OD	A OAL	B Cut Off	C Orifice
BW12-12PHCP	3/4	1.63	5.74	3.86	.55
BW12-16PHCP	3/4	1.88	4.51	2.63	.55
BW16-16PHCP	1	1.88	4.60	2.48	.78
BW16-20PHCP	1	2.13	4.72	2.60	.78



## 22-1/2° Bent Tube Flange Head for Caterpillar

Part #	Hose ID	Flange OD	A OAL	B Cut Off	C Orifice	F Drop
BW16-16PHC22P	1	1.88	5.62	3.50	.77	.59

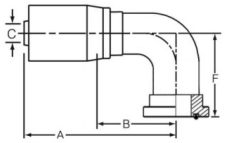


## 45° Bent Tube Flange Head for Caterpillar

Part #	Hose ID	Flange OD	A OAL	B Cut Off	C Orifice	F Drop
BW12-12PHC45P	3/4	1.63	4.82	2.40	.55	1.26
BW12-16PHC45	3/4	1.88	4.80	2.92	.51	1.05
BW16-16PHC45P	1	1.88	5.32	3.20	.79	1.31
BW16-20PHC45	1	2.13	5.18	3.06	.76	1.25

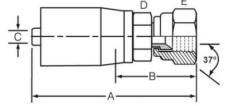
# HOSE & TUBING

## 90° Bent Tube Flange Head for Caterpillar



Part #	Hose ID	Flange OD	A OAL	B Cut Off	C Orifice	F Drop
BW12-12PHC90P	3/4	1.63	4.48	2.60	.55	2.47
BW12-16PHC90	3/4	1.88	4.79	2.91	.51	2.66
BW16-16PHC90P	1	1.88	5.17	3.05	.77	2.76
BW16-20PHC90	1	2.13	4.78	2.66	.76	2.69

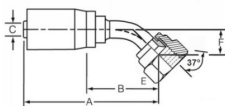
## Female Swivel 37° Flare JIC



Part #	Hose ID	Thread Size	A OAL	B Cut Off	C Orifice	D Hex	E Hex
BW06-06FJ	3/8	9/16-18	2.50	1.12	.27	11/16	3/4
BW06-08FJ	3/8	3/4-16	2.53	1.16	.27	7/8	3/4
BW08-08FJ	1/2	3/4-16	2.57	1.22	.38	7/8	7/8
BW08-10FJ	1/2	7/8-14	2.71	1.36	.38	7/8	1
BW08-12FJ	1/2	1-1/16-12	2.89	1.55	.38	1	1-1/4
BW10-10FJ	5/8	7/8-14	3.69	1.59	.44	1-1/16	1
BW10-12FJ	5/8	1-1/16-12	4.34	1.80	.78	1-1/16	1-1/4
BW12-10FJ	3/4	7/8-14	3.36	1.47	.46	1-1/16	1
BW12-12FJ	3/4	1-1/16-12	3.46	1.58	.56	1-1/16	1-1/4
BW12-14FJ	3/4	1-3/16-12	3.45	1.56	.56	1-3/16	1-3/8
BW12-16FJ	3/4	1-5/16-12	3.53	1.65	.56	1-3/8	1-1/2
BW16-12FJ	1	1-1/16-12	3.71	1.59	.56	1-3/8	1-1/4
BW16-16FJ	1	1-5/16-12	3.83	1.71	.78	1-3/8	1-1/2
BW16-20FJ	1	1-5/8-12	4.00	1.25	.78	1-3/4	2
BW20-16FJ	1-1/4	1-5/12-12	4.34	1.80	.78	1-3/4	1-1/2
BW20-20FJ	1-1/4	1-5/8-12	4.43	1.89	1.01	1-3/4	2
BW32-32FJ	2	2-1/2-12	5.95	2.70	1.75	2-5/8	2-7/8

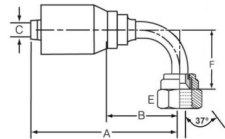
04

## 45° Bent Tube Female Swivel 37° Flare JIC



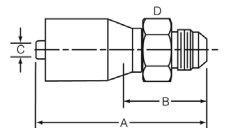
Part #	Hose ID	Thread Size	A OAL	B Cut Off	C Orifice	D Hex	E Hex
BW06-06FJ45T	3/8	9/16-18	3.08	1.71	.25	11/16	.39
BW08-08FJ45T	1/2	3/4-16	3.31	1.96	.33	7/8	.55
BW08-10FJ45T	1/2	7/8-14	3.48	2.14	.38	1	.63
BW08-12FJ45T	1/2	1-1/16-12	3.84	2.49	.38	1-1/4	1.08
BW12-10FJ45T	3/4	7/8-14	3.96	2.08	.44	1	.63
BW12-12FJ45T	3/4	1-1/16-12	4.94	3.06	.51	1-1/4	1.15
BW12-16FJ45T	3/4	1-5/16-12	5.01	3.13	.51	1-1/2	1.23
BW16-16FJ45T	1	1-5/16-12	5.24	3.12	.78	1-1/2	1.27
BW16-20FJ45T	1	1-5/8-12	5.27	3.15	.78	2	1.30
BW20-20FJ45T	1-1/4	1-5/8-12	6.53	3.99	1.01	2	1.47
BW24-24FJ45T	1-1/2	1-7/8-12	7.49	4.89	1.19	2-1/4	1.84
BW32-32FJ45T	2	2-1/2-12	9.16	5.91	1.69	2-7/8	2.71

## 90° Bent Tube Female Swivel 37° Flare JIC



Part #	Hose ID	Thread Size	A OAL	B Cut Off	C Orifice	D Hex	E Hex
BW06-06FJ90T	3/8	9/16-18	2.96	1.58	.27	13/16	.90
BW08-08FJ90T	1/2	3/4-16	3.14	1.80	.33	7/8	1.09
BW08-10FJ90T	1/2	7/8-14	3.24	1.89	.38	1	1.23
BW08-12FJ90T	1/2	1-1/16-12	3.14	1.80	.38	1-1/4	1.82
BW12-12FJ90T	3/4	1-1/16-12	4.61	2.73	.51	1-1/4	2.57
BW12-16FJ90T	3/4	1-5/16-12	4.82	2.94	.51	1-1/2	2.92
BW16-16FJ90T	1	1-5/16-12	5.20	3.05	.78	1-1/2	2.80
BW16-20FJ90T	1	1-5/8-12	5.17	3.05	.78	2	2.80
BW20-20FJ90T	1-1/4	1-5/8-12	6.44	3.90	1.01	2	3.24
BW20-24FJ90T	1-1/4	1-7/8-12	6.44	3.90	1.01	2-1/4	3.24
BW24-24FJ90T	1-1/2	1-7/8-12	6.74	4.14	1.19	2-1/4	3.94
BW32-32FJ90T	2	2-1/2-12	8.25	5.00	1.69	2-7/8	5.60

## Male 37° Flare JIC

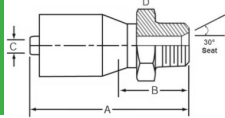


Part #	Hose ID	Flange OD	A OAL	B Cut Off	C Orifice	D Hex
BW06-06MJ	3/8	9/16-18	2.33	.95	.27	5/8
BW08-08MJ	1/2	3/4-16	2.49	1.15	.38	13/16
BW08-10MJ	1/2	7/8-14	2.59	1.24	.38	13/16
BW10-10MJ	5/8	7/8-14	2.41	1.31	.43	13/16
BW12-12MJ	3/4	1-1/16-12	3.32	1.44	.57	1-1/8
BW12-14MJ	3/4	1-3/16-12	3.35	1.44	.56	1-1/8
BW12-16MJ	3/4	1-5/16-12	3.43	1.55	.57	1-3/8
BW16-16MJ	1	1-5/16-12	3.60	1.55	.78	1-3/8
BW16-20MJ	1	1-5/8-12	4.23	1.70	1.01	1-11/16
BW20-20MJ	1-1/4	1-5/8-12	4.23	1.70	1.01	1-11/16
BW20-24MJ	1-1/4	1-7/8-12	4.40	1.86	1.02	2-1/4
BW24-24MJ	1-1/2	1-7/8-12	4.71	2.11	1.25	2-1/4
BW32-32MJ	2	2-1/2-12	5.62	2.37	1.75	2-5/8

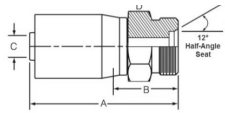
# HOSE & TUBING

04

## NPTF Male



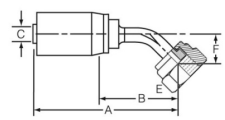
Part #	Hose ID	Thread Size	A OAL	B Cut Off	C Orifice	D Hex
BW06-06MP	3/8	3/8-18	2.37	.99	.27	11/16
BW06-08MP	3/8	1/2-14	2.61	1.24	.27	7/8
BW08-06MP	1/2	3/8-18	2.40	1.05	.38	7/8
BW08-08MP	1/2	1/2-14	2.65	1.31	.38	7/8
BW08-12MP	1/2	3/4-14	2.72	1.37	.38	1-1/16
BW10-08MP	5/8	1/2-14	3.53	1.43	.44	7/8
BW10-12MP	5/8	3/4-14	3.53	1.43	.44	1-1/16
BW12-08MP	3/4	1/2-14	3.28	1.39	.47	7/8
BW12-12MP	3/4	3/4-14	3.29	1.41	.57	1-1/16
BW12-16MP	3/4	1-11-1/2	3.47	1.59	.57	1-3/8
BW16-16MP	1	1-11-1/2	3.71	1.59	.78	1-3/8
BW16-20MP	1	1-1/4-11-1/2	3.80	1.68	.78	1-11/16
BW20-20MP	1-1/4	1-1/4-11-1/2	4.24	1.70	1.01	1-3/4
BW20-24MP	1-1/4	1-1/2-11-1/2	4.33	1.79	1.00	2
VW24-24MP	1-1/2	1-1/2-11-1/2	4.58	1.98	1.25	2-1/4
BW32-32MP	2	2-11-1/2	5.39	2.13	1.75	2-5/8



## Male Metric 24° Flare Light and Standard 2353

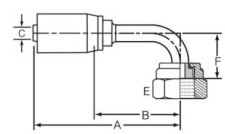
Part #	Hose ID	Thread Size	A OAL	B Cut Off	C Orifice	D Hex	Tube OD
BW06-12MZ20A	3/8	M20X1.5	2.31	.94	.27	24MM	S12MM

## 45° Bent Tube Female Swivel O-Ring Face Seal



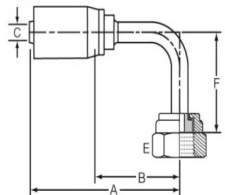
Part #	Hose ID	Thread Size	A OAL	B Cut Off	C Orifice	E Hex	F Drop
BW06-06OF45T	3/8	11/16-16	2.93	1.55	.27	13/16	.43
BW06-08OF45T	3/8	13/16-16	3.28	1.90	.37	15/16	.55
BW08-08OF45T	1/2	13/16-16	3.35	2.00	.33	15/16	.59
BW08-10OF45T	1/2	1-1/4	3.62	2.28	.38	1-1/8	.65
BW10-10OF45T	5/8	1-1/4	4.54	2.44	.44	1-1/8	.65
BW10-12OF45T	5/8	1-3/16-12	4.52	2.42	.44	1-1/8	.83
BW12-12OF45T	3/4	1-3/16-12	4.62	2.74	.57	1-3/8	.83
BW12-16OF45T	3/4	1-7/16-12	4.73	2.85	.57	1-5/8	.94
BW16-16OF45T	1	1-7/16-12	5.12	3.00	.78	1-5/8	.94
BW16-20OF45T	1	1-11/16-12	5.13	3.01	.76	1-7/8	.98
BW20-20OF45T	1-1/4	1-11/16-12	6.23	3.69	1.01	1-7/8	1.00

## 90° Bent Tube Female Swivel O-Ring Face Seal



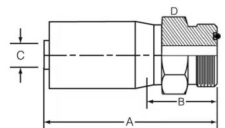
Part #	Hose ID	Thread Size	A OAL	B Cut Off	C Orifice	E Hex	F Drop
BW06-06OF90T	3/8	11/16-16	2.92	1.55	.27	13/16	.90
BW06-08OF90T	3/8	13/16-16	3.08	1.71	.27	15/16	1.15
BW08-08OF90T	1/2	13/16-16	3.14	1.80	.33	15/16	1.15
BW08-10OF90T	1/2	1-1/4	3.65	2.30	.38	1-1/8	1.15
BW10-10OF90T	5/8	1-1/4	4.13	2.03	.44	1-1/8	1.27
BW10-12OF90T	5/8	1-3/16-12	4.13	2.03	.44	1-3/8	1.88
BW12-12OF90T	3/4	1-3/16-12	4.45	2.57	.57	1-3/8	1.88
BW12-16OF90T	3/4	1-7/16-12	4.45	2.57	.57	1-5/8	2.21
BW16-12OF90T	1	1-3/16-12	4.45	2.57	.57	1-5/8	1.88
BW16-16OF90T	1	1-7/16-12	5.06	2.94	.78	1-5/8	2.21
BW20-20OF90T	1-1/4	1-11/16-12	6.25	3.71	1.01	1-7/8	2.51

## 90° Bent Tube Female Swivel O-Ring Face Seal Medium Drop



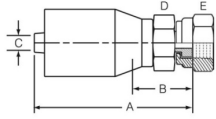
Part #	Hose ID	Thread Size	A OAL	B Cut Off	C Orifice	E Hex	F Drop
BW06-06OF90TM	3/8	11/16-16	2.92	1.54	.27	13/16	1.53
BW06-08OF90TM	3/8	13/16-16	3.17	1.80	.27	15/16	.94
BW08-08OF90TM	1/2	13/16-16	3.14	1.80	.33	15/16	1.62
BW08-10OF90TM	1/2	1-1/4	3.81	2.46	.38	1-1/8	1.12
BW12-12OF90TM	3/4	1-3/16-12	4.45	2.57	.57	1-3/8	2.28
BW16-16OF90TM	1	1-7/16-12	5.06	2.94	.78	1-5/8	2.78

## Male O-Ring Face Seal Furnished with O-Ring



Part #	Hose ID	Thread Size	A OAL	B Cut Off	C Orifice	D Hex
BW06-06OM	3/8	11/16-16	2.29	.92	.27	3/4
BW08-08OM	1/2	13/16-16	2.41	1.06	.38	7/8
BW12-12OM	3/4	1-3/16-12	3.19	1.31	.57	1-1/4
BW16-16OM	1	1-7/16-12	3.46	1.34	.78	1-1/2

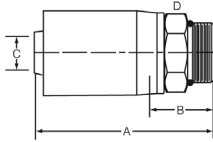
## Female Swivel O-Ring Face Seal



Part #	Hose ID	Thread Size	A OAL	B Cut Off	C Orifice	D Hex	E Hex
BW06-06OFT	3/8	11/16-16	2.50	1.13	.27	11/16	11/16
BW06-08OFT	3/8	13/16-16	2.57	1.20	.27	11/16	7/8
BW08-08OFT	1/2	13/16-16	2.61	1.26	.38	7/8	7/8
BW08-10OFT	1/2	1-14	2.77	1.42	.38	1	1
BW10-10OFT	5/8	1-14	3.59	1.49	.44	1	1
BW10-12OFT	5/8	1-3/16-12	3.77	1.67	.43	1	1-1/8
BW12-10OFT	3/4	1-14	3.42	1.54	.44	1-1/8	1
BW12-12OFT	3/4	1-3/16-12	3.51	1.63	.57	1-1/8	1-1/8
BW12-16OFT	3/4	1-7/16-12	3.66	1.78	.57	1-3/8	1-3/8
BW16-16OFT	1	1-7/16-12	3.90	1.78	.78	1-3/8	1-3/8
BW16-20OFT	1	1-11/16-12	3.90	1.78	.78	1-5/8	1-5/8
BW20-20OFT	1-1/4	1-11/16-12	4.33	1.79	1.01	1-5/8	1-3/4
BW20-24OFT	1-1/4	2-12	4.65	2.11	1.02	1-5/8	2-1/4
BW24-24OFT	1-1/2	2-12	4.79	2.19	1.25	2-1/4	2-1/4

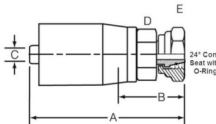
04

## Male O-Ring Boss Furnished with O-Ring



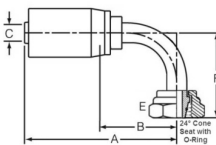
Part #	Hose ID	Thread Size	A OAL	B Cut Off	C Orifice	D Hex
BW06-06RA	3/8	9/16-18	2.25	.87	.27	11/16
BW08-08RA	1/2	3/4-16	2.36	1.01	.38	7/8
BW12-12RA	3/4	1-1/16-12	3.12	1.23	.57	1-1/4
BW16-16RA	1	1-5/16-12	3.36	1.24	.48	1-1/2

## Straight Metric Female Swivel 24° Cone O-Ring



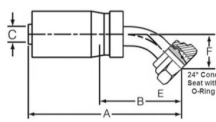
Part #	Hose ID	Thread Size	A OAL	B Cut Off	C Orifice	E Hex	Tube OD
BW06-08RO16A	3/8	M16X1.5	2.63	1.26	.16	19MM	S08MM
BW06-12RO18A	3/8	M18X1.5	2.71	1.34	.27	22MM	L12MM
BW06-15RO22A	3/8	M22X1.5	2.75	1.38	.27	27MM	L15MM
BW08-15RO22A	1/2	M22X1.5	2.79	1.44	.38	27MM	L15MM
BW12-20RO30B	3/4	M30X2.0	3.70	1.82	.53	36MM	S20MM
BW12-25RO36B	3/4	M36X2.0	3.61	1.73	.56	41MM	S25MM
BW20-30RO42B	1-1/4	M42X2.0	4.56	2.02	.83	50MM	S30MM
BW20-35RO45B	1-1/4	M45X2.0	4.71	2.17	1.02	55MM	L35MM
BW20-38RO52B	1-1/4	M52X2.0	4.51	1.97	1.02	60MM	S38MM

## 90° Bent Tube Metric Female Swivel 24° Cone O-Ring



Part #	Hose ID	Thread Size	A OAL	B Cut Off	C Orifice	E Hex	Tube OD	F Drop
BW06-08RO16A90T	3/8	M16X1.5	2.84	1.47	.15	19MM	S08MM	1.56
BW06-12RO18A90T	3/8	M18X1.5	2.92	1.54	.25	22MM	L12MM	1.64
BW06-14RO22A90T	3/8	M22X1.5	2.92	1.54	.27	27MM	S14MM	1.86
BW08-12RO20A90T	1/2	M20X1.5	3.14	1.80	.29	24MM	S12MM	2.05
BW10-18RO26A90T	5/8	M26X1.5	4.13	2.03	.44	32MM	L18MM	2.14
BW10-20RO30B90T	5/8	M30X2.0	4.13	2.03	.44	36MM	S20MM	2.54
BW12-18RO26A90T	3/4	M26X1.5	3.77	1.89	.44	32MM	L18MM	2.14
BW12-20RO30B90T	3/4	M30X2.0	4.74	2.86	.51	36MM	L22MM	2.64
BW12-25RO36B90T	3/4	M36X2.0	4.66	2.70	.51	41MM	S25MM	2.42
BW16-28RO36B90T	1	M36X2.0	5.06	2.94	.76	41MM	L28MM	3.10
BW20-35RO45B90T	1-1/4	M45X2.0	6.44	3.90	1.01	50MM	L35MM	3.68
BW20-38RO52B90T	1-1/4	M52X2.0	6.42	3.88	1.01	60MM	S38MM	3.78

## 45° Bent Tube Metric Female Swivel 24° Cone O-Ring



Part #	Hose ID	Thread Size	A OAL	B Cut Off	C Orifice	E Hex	Tube OD	F Drop
BW06-08RO16A45T	3/8	M16X1.5	3.44	2.07	.15	19MM	S08MM	.89
BW06-10RO16A45T	3/8	M16X1.5	3.55	2.18	.19	19MM	L10MM	.94
BW06-12RO18A45T	3/8	M18X1.5	3.55	2.18	.25	22MM	L12MM	.97
BW06-12RO20A45T	3/8	M20X1.5	3.64	2.27	.27	24MM	S12MM	1.02
BW06-14RO22A45T	3/8	M22X1.5	3.58	2.20	.25	27MM	S14MM	.95
BW08-12RO20A45T	1/2	M20X1.5	3.94	2.60	.29	24MM	S12MM	.75
BW08-15RO22A45T	1/2	M22X1.5	3.73	2.38	.33	27MM	L15MM	.97
BW08-16RO24A45T	1/2	M24X1.5	3.75	2.41	.33	30MM	S16MM	1.00
BW10-18RO26A45T	5/8	M26X1.5	4.82	2.72	.44	32MM	L18MM	1.13
BW10-20RO30B45T	5/8	M30X2.0	5.47	3.37	.43	36MM	S20MM	1.38
BW12-18RO26A45T	3/4	M26X1.5	4.46	2.58	.44	32MM	L18MM	1.13
BW12-20RO30B45T	3/4	M30X2.0	5.16	3.28	.51	36MM	S20MM	1.38
BW12-25RO36B45T	3/4	M36X2.0	4.90	3.02	.51	41MM	S25MM	1.23
BW16-28RO36B45T	1	M36X2.0	5.84	3.72	.46	41MM	L28MM	1.66
BW16-30RO42B45T	1	M42X2.0	6.15	4.03	.76	50MM	S30MM	1.63
BW20-30RO45B45T	1-1/4	M42X2.0	6.82	4.28	.76	50MM	S30MM	1.63
BW20-35RO45B45T	1-1/4	M45X2.0	7.01	4.47	1.01	50MM	L35MM	1.77
BW20-38RO52B45T	1-1/4	M52X2.0	7.00	4.46	1.02	60MM	S38MM	1.82

# HOSE & TUBING

## BH Barrier Refrigerant Hose

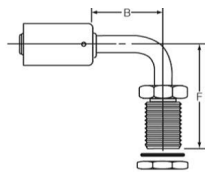
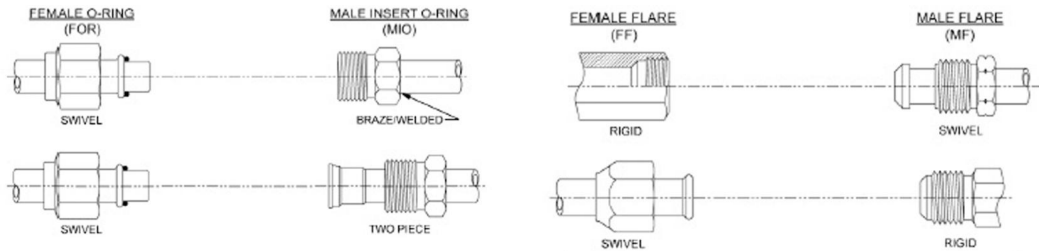


Part #	Hose ID	Hose OD	Work Press	Min Burst Pressure	Min Bend Pressure	Length	SAE J51, SAE J2064 Type C, Class 11 specifications; Air conditioning and refrigerant for R12 or R134A systems applications; Nitrite inner tube with black rubber cover reinforced with 2 fiber braids and internal nylon barrier; <b>Compatible Hose Ends: BL - Beadlock Crimp Type (pgs 094 to 096).</b>
HOSE-BH-06	5/16	.750	500	2000	4	25'	
HOSE-BH-08	13/32	.910	500	2000	5	25'	
HOSE-BH-10	1/2	1.000	500	2000	5	25'	
HOSE-BH-12	5/8	1.130	350	1750	6	25'	

04

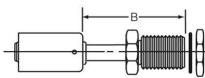
## BL - Beadlock Crimp Type Hose Ends

Air conditioning and refrigerant applications; Compatible Hoses: BH; Material: BL = Aluminum Tube, Steel Ferrule; SB = Steel Tube, Steel Ferrule; Pressure is determined by maximum working pressure for hose size and hose end configuration, whichever is less.



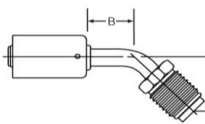
## Bulkhead Male Insert O-Ring 90° Tube Elbow

Part #	Hose ID	Thread Size	B Cut Off	F Drop	Quantity
BL1721	5/16	5/8-18	1.63	2.12	1
BL1722	13/32	3/4-16	1.75	2.44	1
BL1723	1/2	7/8-14	2.00	2.50	1



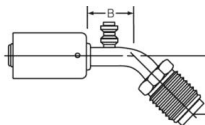
## Bulkhead Male Insert O-Ring Straight

Part #	Hose ID	Thread Size	B Cut Off	Qty	Part #	Hose ID	Thread Size	B Cut Off	Qty
BL1701	5/16	5/8-18	2.50	1	BL1703	1/2	7/8-14	2.94	1
BL1702	13/32	3/4-16	2.75	1					



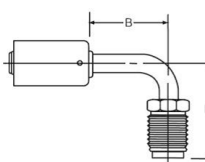
## Male O-Ring 45° Tube Elbow

Part #	Hose ID	Thread Size	B Cut Off	F Drop	Qty	Part #	Hose ID	Thread Size	B Cut Off	F Drop	Qty
BL1411	5/16	5/8-18	.81	.88	1	BL1413	1/2	7/8-14	1.25	1.06	1
BL1412	13/32	3/4-16	.94	1.00	1	BL1414	5/8	1-1/16-14	1.50	1.19	1



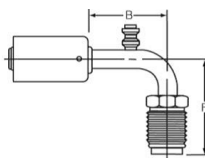
## Male O-Ring with Service Port 45° Tube Elbow

Part #	Hose ID	Thread Size	B Cut Off	F Drop	Port Size	Qty
BL1417-3	1/2	7/8-18	1.88	.94	13MM R134	1



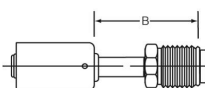
## Male O-Ring 90° Tube Elbow

Part #	Hose ID	Thread Size	B Cut Off	F Drop	Qty	Part #	Hose ID	Thread Size	B Cut Off	F Drop	Qty
BL1421	5/16	5/8-18	1.06	1.63	1	BL1424	5/8	1-1/16-14	1.75	2.25	1
BL1422	13/32	3/4-16	1.25	1.88	1	BL1425	13/32	5/8-18	1.75	2.25	1
BL1423	1/2	7/8-14	1.50	2.12	1	BL1427	7/8	7/8-18	1.75	2.25	1



## Male O-Ring with Service Port 90° Tube Elbow

Part #	Hose ID	Thread Size	B Cut Off	F Drop	Port Size	Quantity
BL1427-3	1/2	7/8-18	2.69	1.75	13MM R134	1

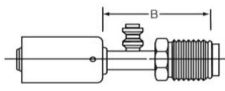


## Male Tube O-Ring Straight

Part #	Hose ID	Thread Size	B Cut Off	Qty	Part #	Hose ID	Thread Size	B Cut Off	Qty
BL1401	5/16	5/8-18	1.88	1	BL1404	5/8	5/8	2.50	1
BL1402	13/32	13/32	2.00	1	BL1405	13/32	13/32	1.75	1
BL1403	1/2	1/2	2.31	1	BL1407	5/8	5/8	1.75	1

# HOSE & TUBING

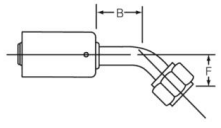
04



Male Tube O-Ring with Service Port Straight

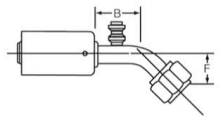
Part #	Hose ID	Thread Size	B Cut Off	Port Size	Quantity
BL1407-3	1/2	7/8-18	2.25	13MM R134	1

Female Swivel O-Ring 45° Tube Elbow



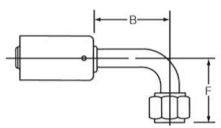
Part #	Hose ID	Thread Size	B Cut Off	F Drop	Qty	Part #	Hose ID	Thread Size	B Cut Off	F Drop	Qty
BL1311	5/16	5/8-18	.81	.56	1	BL1314	5/8	1-1/16-14	1.50	.94	1
BL1312	13/32	3/4-16	.94	.63	1	BL1316	1/2	3/4-16	1.50	.94	1
BL1313	1/2	7/8-14	1.25	.88	1						

Female Swivel O-Ring with Service Port 45° Tube Elbow



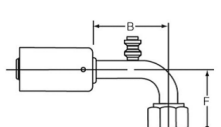
Part #	Hose ID	Thread Size	B Cut Off	F Drop	Port Size	Qty
BL1311-3	5/16	5/8-18	1.63	.56	16MM R134A	1
BL1312-3	13/32	3/4-16	1.63	.63	16MM R134A	1
BL1313-3	1/2	7/8-14	1.75	.88	13MM R134A	1
BL1314-3	5/8	1-1/16-14	1.88	.94	13MM R134A	1

Female Swivel O-Ring 90° Tube Elbow



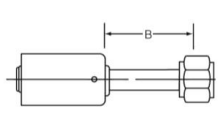
Part #	Hose ID	Thread Size	B Cut Off	F Drop	Qty	Part #	Hose ID	Thread Size	B Cut Off	F Drop	Qty
BL1321	5/16	5/8-18	1.06	1.12	1	BL1325	13/32	5/8-18	1.75	1.75	1
BL1322	13/32	3/4-16	1.25	1.31	1	BL1326	1/2	3/4-16	1.75	1.75	1
BL1323	1/2	7/8-14	1.50	1.50	1	BL1327	5/8	7/8-14	1.75	1.75	1
BL1324	5/8	1-1/16-14	1.75	1.75	1						

Female Swivel O-Ring with Service Port 90° Tube Elbow



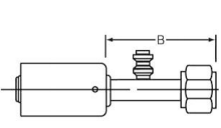
Part #	Hose ID	Thread Size	B Cut Off	F Drop	Port Size	Qty
BL1321-3	5/16	5/8-18	2.12	1.12	16MM R134	1
BL1322-1	13/32	3/4-16	2.12	1.31	1/4 R12	1
BL1322-3	13/32	3/4-16	2.12	1.31	16MM R134	1
BL1323-1	1/2	7/8-14	2.12	1.50	1/4 R12	1
BL1323-3	1/2	7/8-14	2.38	1.50	13MM R134	1
BL1324-3	5/8	1-1/16-14	2.69	1.75	13MM R134	1
BL1327-3	5/8	7/8-14	2.69	1.75	13MM R134	1

Female Swivel O-Ring Straight



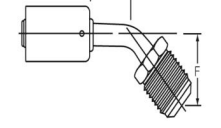
Part #	Hose ID	Thread Size	B Cut Off	Qty	Part #	Hose ID	Thread Size	B Cut Off	Qty
BL1301	5/16	5/8-18	1.38	1	BL1304	5/8	1-1/16-14	1.81	1
BL1302	13/32	3/4-16	1.50	1	BL1306	1/2	3/4-16	1.81	1
BL1303	1/2	7/8-14	1.69	1	BL1307	7/8	7/8-14	1.81	1

Female Swivel O-Ring with Service Port Straight



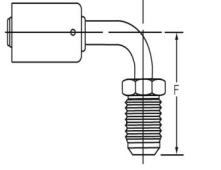
Part #	Hose ID	Thread Size	B Cut Off	Port Size	Qty
BL1301-3	5/16	5/8-18	1.88	16MM R134	1
BL1302-3	13/32	3/4-16	2.25	16MM R134	1
BL1303-3	1/2	7/8-14	2.25	13MM R134	1
BL1303-9	1/2	7/8-14	2.25	16MM R134	1
BL1304-3	5/8	1-1/16-14	2.25	13MM R134	1

SAE 45° Flare Male Tube O-Ring 45° Tube Elbow



Part #	Hose ID	Thread Size	B Cut Off	F Drop	Qty	Part #	Hose ID	Thread Size	B Cut Off	F Drop	Qty
BL1211	5/16	5/8-18	.81	.94	1	BL1213	1/2	7/8-14	1.25	1.12	1
BL1212	13/32	3/4-16	.94	1.06	1	BL1214	5/8	1-1/16-14	1.50	1.25	1

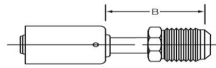
SAE 45° Flare Male Tube O-Ring 90° Tube Elbow



Part #	Hose ID	Thread Size	B Cut Off	F Drop	Qty	Part #	Hose ID	Thread Size	B Cut Off	F Drop	Qty
BL1221	5/16	5/8-18	1.06	1.75	1	BL1223	1/2	7/8-14	1.50	2.19	1
BL1222	13/32	3/4-16	1.50	1.81	1	BL1224	5/8	1-1/16-14	1.75	2.45	1

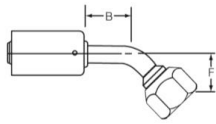
# HOSE & TUBING

## SAE 45° Flare Male Tube O-Ring Straight



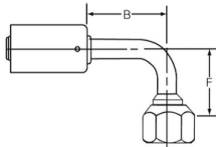
Part #	Hose ID	Thread Size	B Cut Off	Qty	Part #	Hose ID	Thread Size	B Cut Off	Qty
BL1201	5/16	5/8-18	1.88	1	BL1203	1/2	7/8-14	2.31	1
BL1202	13/32	3/4-16	2.00	1	BL1204	5/8	1-1/16-14	2.50	1

## SAE 45° Flare Female Swivel 45° Tube Elbow



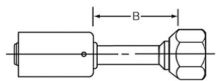
Part #	Hose ID	Thread Size	B Cut Off	F Drop	Qty	Part #	Hose ID	Thread Size	B Cut Off	F Drop	Qty
BL1111	5/16	5/8-18	.81	.56	1	BL1113	1/2	7/8-14	1.25	.88	1
BL1112	13/32	3/4-16	.94	.63	1	BL1114	5/8	1-1/16-14	1.50	1.00	1

## SAE 45° Flare Female Swivel 90° Tube Elbow



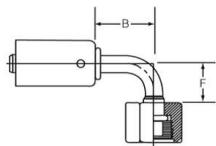
Part #	Hose ID	Thread Size	B Cut Off	F Drop	Qty	Part #	Hose ID	Thread Size	B Cut Off	F Drop	Qty
BL1121	5/16	5/8-18	1.06	1.06	1	BL1124	5/8	1-1/16-14	1.75	1.75	1
BL1122	13/32	3/4-16	1.25	1.25	1	BL1125	13/32	5/8-18	1.75	1.50	1
BL1123	1/2	7/8-14	1.50	1.50	1	BL1127	5/8	7/8-14	1.75	1.50	1

## SAE 45° Flare Female Swivel Straight



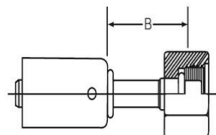
Part #	Hose ID	Thread Size	B Cut Off	Qty	Part #	Hose ID	Thread Size	B Cut Off	Qty
BL1101	5/16	5/8-18	1.38	1	BL1104	5/8	1-1/16-14	1.75	1
BL1102	13/32	3/4-16	1.19	1	BL1107	5/8	7/8-14	1.75	1
BL1103	1/2	7/8-14	1.50	1					

## Metric Female O-Ring 90° Tube Elbow



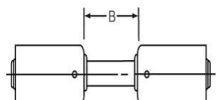
Part #	Hose ID	Thread Size	B Cut Off	F Drop	Qty	Part #	Hose ID	Thread Size	B Cut Off	F Drop	Qty
BL9322	5/16	M16X1.5	1.25	1.12	1	BL9326	1/2	M22X1.5	1.63	1.50	1
BL9323	5/16	M18X1.5	1.25	1.12	1	BL9327	1/2	M24X2.0	1.63	1.50	1
BL9324	5/16	M20X1.5	1.25	1.25	1	BL9328	5/8	M27X2.0	1.88	1.75	1
BL9325	13/32	M20X1.5	1.44	1.37	1						

## Metric Female Swivel Straight



Part #	Hose ID	Thread Size	B Cut Off	Qty	Part #	Hose ID	Thread Size	B Cut Off	Qty
BL9301	5/16	9/16-18	1.31	1	BL9305	13/32	M20X1.5	1.44	1
BL9302	5/16	M16X1.5	1.31	1	BL9306	1/2	M22X1.5	1.69	1
BL9303	5/16	M18X1.5	1.37	1	BL9307	1/2	M24X2.0	1.69	1
BL9304	5/16	M20X1.5	1.44	1					

## Straight Splicer



Part #	Hose ID	B Cut Off	Qty	Part #	Hose ID	B Cut Off	Qty
BL6101	5/16	1.50	1	BL6103	1/2	1.63	1
BL6102	13/32	1.50	1	BL6104	5/8	1.75	1

## General Purpose Textile Covered Truck Hose



Part #	Hose ID	Hose OD	Work Press	Min Burst Press	Min Bend Press	Length	
HOSE-R5-04	3/16	.520	3000	12000	3	50'/250'	SAE 100R5, SAE J1402 DOM FMVSS 106 All specifications; MSHA accepted; Medium pressure hydraulic lines, air, and water applications; -40°F to +212°F temperature range; Nitrile inner tube and black textile braid cover with 1 fiber and 1 steel braid reinforcement; R5 couplings for field attachable, R5C for crimp attachable; <b>Compatible Hose Ends: R5 Field Attachable (pgs 097 to 099), 069 E Series (pgs 099 to 101).</b>
HOSE-R5-05	1/4	.580	3000	12000	3.4	50'/250'	
HOSE-R5-06	5/16	.680	2250	9000	4	50'/250'	
HOSE-R5-08	13/32	.770	2000	8000	4.6	50'/250'	
HOSE-R5-10	1/2	.921	1750	7000	5.5	50'/250'	
HOSE-R5-12	5/8	1.080	1500	6000	6.5	50'/250'	
HOSE-R5-16	7/8	1.240	800	3200	7.4	25'/200'	
HOSE-R5-20	1-1/8	1.500	625	2500	9	20'	
HOSE-R5-24	1-3/8	1.750	500	2000	10.5	20'	
HOSE-R5-32	1-13/16	2.220	350	1400	13.25	10'	

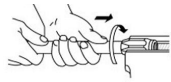


## General Purpose Textile Covered High Temperature Truck Hose



Part #	Hose ID	Hose OD	Work Press	Min Burst Press	Min Bend Press	Length	SAE 100R5, SAE J1402 DOT FMVSS 106 All specifications; Medium pressure high temperature hydraulic lines, air, and water applications; Nitrile inner tube and blue textilebraid, high temperature cover with 1 fiber and 1 steel braid reinforcement; -40°F to +300°F temperature range; Use R5 couplings for field attachable & use R5C couplings for crimp attachable; MSHA accepted; <b>Compatible Hose Ends: R5 Field Attachable (pgs 097 to 099), 069 E Series (pgs 099 to 101).</b>
HOSE-R5-04HT	3/16	.520	3000	12000	3	50'/250'	
HOSE-R5-05HT	1/4	.580	3000	12000	3.4	50'/250'	
HOSE-R5-06HT	5/16	.680	2250	9000	4	50'/250'	
HOSE-R5-08HT	13/32	.770	2000	8000	4.6	50'/250'	
HOSE-R5-10HT	1/2	.921	1750	7000	5.5	50'/250'	
HOSE-R5-12HT	5/8	1.080	1500	6000	6.5	50'/200'	
HOSE-R5-16HT	7/8	1.240	800	3200	7.4	25'/200'	
HOSE-R5-20HT	1-1/8	1.500	625	2500	9	20'	
HOSE-R5-24HT	1-3/8	1.750	500	2000	10.5	20'	
HOSE-R5-32HT	1-13/16	2.220	350	1400	13.25	10'	

04

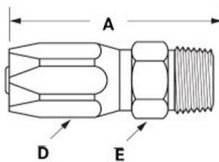


### R5 Field Attachable Hose Ends

Medium pressure and high temperature hydraulic lines, air, and water applications; AISI/SAE 12L14 carbon steel material; Zinc, clear trivalent chromate plating; Pressure is determined by maximum working pressure for hose size and hose end configuration - whichever is less; Compatible with a wide variety of hose types allowing for a diverse number of applications and non-mandrel assembly advantages; **Assembly Instructions: (1) Lubricate insert threads and ID of hose, (2) Screw hose into socket (left hand thread) until hose bottoms - back out 1/4 turn, (3) Screw insert into socket until insert touches socket.**



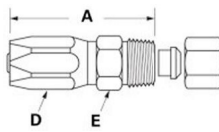
### Male Pipe Rigid



Part #	Hose ID	Pipe Size	Thread Size	A	Hose Cut Off Factor	Hole Dia	Hex D	Hex E
R5-04-02MP	3/16	1/8	1/8-27	1.71	1	.12	5/8	7/16
R5-04-04MP	3/16	1/4	1/4-18	1.87	1.12	.12	5/8	9/16
R5-05-04MP	1/4	1/4	1/4-18	1.96	1.25	.18	11/16	9/16
R5-06-04MP	5/16	1/4	1/4-18	2.08	1.25	.25	13/16	9/16
R5-06-06MP	5/16	3/8	3/8-18	2.11	1.25	.25	13/16	11/16
R5-08-06MP	13/32	3/8	3/8-18	2.48	1.33	.36	15/16	11/16
R5-08-08MP	13/32	1/2	1/2-14	2.73	1.58	.36	15/16	7/8
R5-10-08MP	1/2	1/2	1/2-14	2.88	1.63	.45	1-1/8	7/8
R5-10-12MP	1/2	3/4	3/4-14	2.94	1.69	.45	1-1/8	1-1/8
R5-12-12MP	5/8	3/4	3/4-14	3.24	1.67	.55	1-1/4	1-1/4

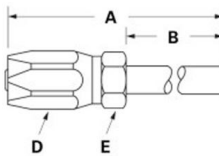
### Flareless Tube Rigid Ermeto 7000 Series

with nut and sleeve



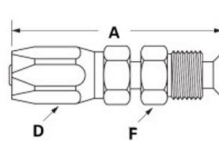
Part #	Hose ID	Pipe Size	Thread Size	A	Hose Cut Off Factor	Hole Dia	Hex D	Hex E
R5-06-04FT	5/16	1/4	7/16-20	2.02	1.13	.20	13/16	5/8
R5-06-05FT	5/16	5/16	1/2-20	1.96	1.13	.23	13/16	5/8
R5-06-06FT	5/16	3/8	9/16-18	1.98	1.13	.28	13/16	11/16
R5-06-08FT	5/16	1/2	3/4-16	2.12	1.25	.28	13/16	13/16

### Straight Tube - Extended



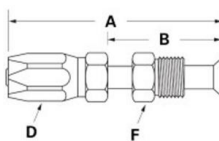
Part #	Hose ID	Pipe Size	Thread Size	A	Hose Cut Off Factor	Hole Dia	Hex D	Hex E
R5-04-04STE	3/16	1/4	5.22	3.75	4.50	.12	5/8	1/2
R5-05-05STE	1/4	5/16	6.33	4.80	5.56	.18	11/16	1/2
R5-06-06STE	5/16	3/8	7.42	5.80	6.50	.25	13/16	1/2
R5-08-08STE	13/32	1/2	8.78	6.69	7.63	.36	15/16	3/4

### Inverted Male Swivel Straight



Part #	Hose ID	Pipe Size	Thread Size	A	Hose Cut Off Factor	Hole Dia	Hex D	Hex E
R5-04-04MF	3/16	1/4	7/16-20	2.54	1.81	.18	5/8	7/16
R5-05-05MF	1/4	5/16	1/2-20	2.75	2.00	.21	11/16	1/2
R5-06-06MF	5/16	3/8	5/8-18	2.91	2.00	.31	13/16	5/8
R5-08-08MF	13/32	1/2	3/4-18	3.63	2.50	.43	15/16	3/4

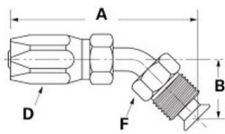
### Inverted Male Swivel Extended



Part #	Hose ID	Pipe Size	Thread Size	A	Hose Cut Off Factor	Hole Dia	Hex D	Hex E
R5-04-04MFE	3/16	1/4	7/16-20	2.54	1.81	.18	5/8	7/16
R5-05-05MFE	1/4	5/16	1/2-20	2.75	2.00	.21	11/16	1/2
R5-06-06MFE	5/16	3/8	5/8-18	2.91	2.00	.31	13/16	5/8
R5-08-08MFE	13/32	1/2	3/4-18	3.63	2.50	.43	15/16	3/4

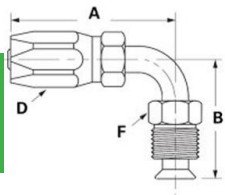
# HOSE & TUBING

04



Inverted Male Swivel 45° Tube Elbow

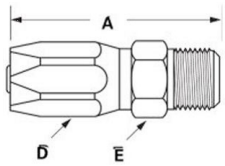
Part #	Hose ID	Inverted Flare Size	Thread Size	A	B	Hose Cut Off Factor	Hole Dia	Hex D	Hex F
R5-05-05MF45	5/16	1/4	1/2-20	3.42	1.14	2.63	.18	11/16	1/2



Inverted Male Swivel 90° Tube Elbow

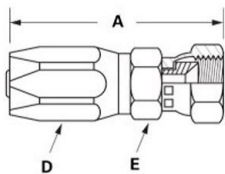
Part #	Hose ID	SAE Size	Thread Size	A	B	Hose Cut Off Factor	Hole Dia	Hex D	Hex F
R5-04-04MF90	3/16	1/4	7/16-24	2.36	1.69	1.62	.18	5/8	7/16
R5-05-05MF90	1/4	5/16	1/2-20	2.53	1.69	1.75	.24	11/16	1/2
R5-06-04MF90	5/16	1/4	7/16-24	2.41	1.36	1.50	.18	7/8	7/16
R5-06-05MF90	5/16	5/16	1/2-20	2.63	1.69	1.73	.24	7/8	1/2
R5-06-06MF90	5/16	3/8	5/8-18	2.63	1.73	1.73	.30	7/8	5/8

JIC 37° Male Rigid



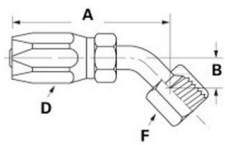
Part #	Hose ID	Pipe Size	Thread Size	A	Hose Cut Off Factor	Hole Dia	Hex D	Hex E
R5-04-04MJ	3/16	1/4	7/16-20	1.85	1.10	.12	5/8	1/2
R5-05-05MJ	1/4	5/16	1/2-20	2.01	1.19	.18	11/16	9/16
R5-06-06MJ	5/16	3/8	9/16-18	2.13	1.25	.25	13/16	5/8
R5-08-08MJ	13/32	1/2	3/4-16	2.64	1.56	.36	15/16	13/16
R5-10-10MJ	1/2	5/8	7/8-14	2.92	1.69	.45	1-1/8	15/16
R5-12-12MJ	5/8	3/4	1-1/16-12	3.32	1.21	.55	1-1/4	1-1/8
R5-16-16MJ	7/8	1	1-5/16-12	2.97	1.81	.81	1-7/16	1-3/8

JIC 37° Female Swivel



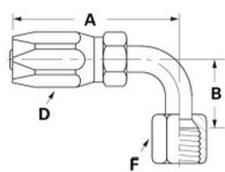
Part #	Hose ID	Pipe Size	Thread Size	A	Hose Cut Off Factor	Hole Dia	Hex D	Hex E
R5-04-04MJ	3/16	1/4	7/16-20	2.01	1.31	.13	5/8	9/16
R5-05-04MJ	1/4	1/4	7/16-20	2.01	1.31	.13	5/8	9/16
R5-05-05MJ	1/4	5/16	1/2-20	2.19	1.50	.18	11/16	5/8
R5-06-04MJ	5/16	1/4	7/16-20	2.19	1.31	.17	13/16	9/16
R5-06-05MJ	5/16	5/16	1/2-20	2.38	1.50	.25	13/16	5/8
R5-06-06MJ	5/16	3/8	9/16-18	2.35	1.50	.25	13/16	11/16
R5-06-08MJ	5/16	1/2	3/4-16	2.45	1.56	.39	13/16	7/8
R5-08-08MJ	13/32	1/2	3/4-16	2.82	1.75	.36	15/16	7/8
R5-08-10MJ	13/32	5/8	7/8-14	2.82	1.75	.40	1-1/8	1
R5-10-08MJ	1/2	1/2	3/4-16	3.04	1.75	.39	1-1/8	7/8
R5-10-10MJ	1/2	5/8	7/8-14	3.04	1.75	.45	1-1/8	1
R5-10-12MJ	1/2	3/4	1-1/16-12	3.46	1.94	.55	1-1/4	1-1/4
R5-12-12MJ	5/8	3/4	1-1/16-12	3.46	1.94	.55	1-1/4	1-1/4
R5-16-16MJ	7/8	1	1-5/16-12	3.21	2.00	.81	1-7/16	1-1/2

JIC 37° Female Swivel 45° Tube Elbow



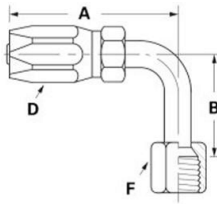
Part #	Hose ID	Inverted Flare	Thread Size	A	B	Hose Cut Off Factor	Hex D	Hex F
R5-04-04FJ45	3/16	1/4	7/16-20	1.85	.33	1.10	5/8	9/16
R5-05-05FJ45	1/4	5/16	1/2-20	2.07	.36	1.29	11/16	5/8
R5-06-06FJ45	5/16	3/8	9/16-18	2.29	.39	1.33	13/16	11/16
R5-08-08FJ45	13/32	1/2	3/4-16	2.99	.55	1.84	15/16	7/8
R5-10-10FJ45	1/2	5/8	7/8-14	3.24	.63	1.95	1-1/8	1
R5-12-12FJ45	5/8	3/4	1-1/16-12	3.77	.78	2.21	1-1/4	1-1/4
R5-16-16FJ45	7/8	1	1-5/16-12	4.21	1.07	2.85	1-7/16	1-7/16

JIC 37° Female Swivel 90° Tube Elbow



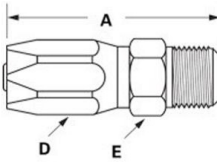
Part #	Hose ID	Inverted Flare	Thread Size	A	B	Hose Cut Off Factor	Hole Dia	Hex D	Hex F
R5-04-04FJ90	3/16	1/4	7/16-20	1.74	.68	.99	.12	5/8	9/16
R5-05-05FJ90	1/4	5/16	1/2-20	1.96	.77	1.18	.18	11/16	5/8
R5-06-06FJ90	5/16	3/8	9/16-18	2.13	.85	1.23	.25	13/16	11/16
R5-08-08FJ90	13/32	1/2	3/4-16	2.76	1.09	1.61	.36	15/16	7/8
R5-10-08FJ90	1/2	5/8	7/8-14	2.91	1.69	1.62	.45	15/16	7/8
R5-12-12FJ90	5/8	3/4	1-1/16-12	3.74	1.82	2.17	.55	1-1/4	1-1/4
R5-16-16FJ90	7/8	1	1-5/16-12	3.55	2.39	2.28	.81	1-7/16	1-1/2

## JIC 37° Female Swivel Long Drop 90° Tube Elbow



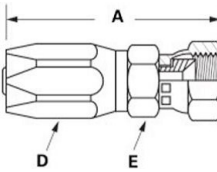
Part #	Hose ID	SAE Size	Thread Size	A	B	Hose Cut Off Factor	Hole Dia	Hex D	Hex F
R5-04-04FJL90	3/16	1/4	7/16-20	1.74	1.80	.99	.15	5/8	9/16
R5-05-05FJL90	1/4	5/16	1/2-20	1.96	1.77	1.18	.21	11/16	5/8
R5-06-06FJL90	5/16	3/8	9/16-18	2.13	2.18	1.23	.24	13/16	11/16
R5-08-08FJL90	13/32	1/2	3/4-16	2.76	2.43	1.61	.33	15/16	7/8
R5-10-10FJL90	1/2	5/8	7/8-14	2.91	2.57	1.62	.46	1-1/8	1
R5-12-12FJL90	5/8	3/4	1-1/16-12	3.74	3.73	2.17	.58	1-1/4	1-1/4
R5-16-16FJL90	7/8	1	1-5/16-12	3.55	4.58	2.28	.76	1-7/16	1-1/2

## SAE 45° Flare Male Rigid



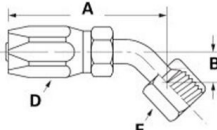
Part #	Hose ID	SAE Size	Thread Size	A	Hose Cut Off Factor	Hole Dia	Hex D	Hex F
R5-04-04MA	3/16	1/4	7/16-20	1.84	1.13	.12	5/8	1/2
R5-05-05MA	1/4	5/16	1/2-20	2.00	1.25	.18	11/16	9/16
R5-06-06MA	5/16	3/8	5/8-18	2.18	1.28	.25	13/16	11/16
R5-08-08MA	13/32	1/2	3/4-16	2.67	1.50	.36	15/16	13/16
R5-10-10MA	1/2	5/8	7/8-14	3.00	1.72	.45	1-1/8	15/16
R5-12-12MA	5/8	3/4	1-1/16-12	3.46	1.88	.55	1-1/4	1-1/8

## SAE 45° Flare Female Swivel



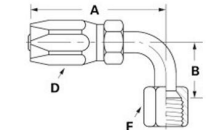
Part #	Hose ID	SAE Size	Thread Size	A	Hose Cut Off Factor	Hole Dia	Hex D	Hex E
R5-06-06FA	5/16	3/8	5/8-18	2.36	1.46	.25	13/16	3/4
R5-08-06FA	13/32	3/8	5/8-18	2.65	1.56	.28	15/16	3/4
R5-12-12FA	5/8	3/4	1-1/16-12	3.49	1.92	.55	1-1/4	1-1/4

## SAE 45° Female Swivel 45° Tube Elbow



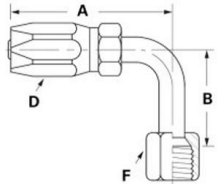
Part #	Hose ID	SAE Size	Thread Size	A	B	Hose Cut Off Factor	Hole Dia	Hex D	Hex F
R5-06-04FA45	5/16	1/4	7/16-20	2.61	.33	1.75	.25	13/16	5/8
R5-06-06FA45	5/16	3/4	5/8-18	2.23	.45	1.33	.25	13/16	3/4
R5-12-12FA45	5/8	3/4	1-1/16-14	3.78	.80	2.21	.55	1-1/4	1-1/4

## SAE 45° Female Swivel 90° Tube Elbow



Part #	Hose ID	SAE Size	Thread Size	A	B	Hose Cut Off Factor	Hole Dia	Hex D	Hex F
R5-06-06FA90	5/16	3/8	5/8-18	2.13	.85	1.23	.25	13/16	3/4
R5-12-12FA90	5/8	3/4	1-1/16-14	3.74	1.82	2.17	.55	1-1/4	1-1/4

## SAE 45° Female Swivel Long Drop 90° Tube Elbow

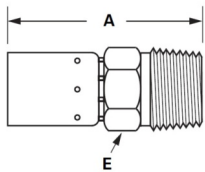


Part #	Hose ID	SAE Size	Thread Size	A	B	Hose Cut Off Factor	Hole Dia	Hex D	Hex F
R5-06-04FAL90	5/16	1/4	7/16-20	2.54	1.80	1.63	.15	13/16	5/8
R5-06-06FAL90	5/16	3/8	5/8-18	2.13	2.18	1.23	.24	13/16	3/4
R5-12-12FAL90	5/8	3/4	1-1/16-14	3.74	3.73	2.17	.58	1-1/4	1-1/4

## 069 'E' Series

General purpose low and medium pressure hydraulics applications; Generally used for truck and off-road vehicle applications; Wide selection of hose and end configurations allowing for a diverse number of applications along with limited competition and economical cost; Pressure determined by maximum working pressure for hose size and hose end configuration - whichever is less; Material is low carbon steel and zinc with clear trivalent chromate plating; **Compatible Hoses: R5C; Assemble with T-400-1, T-410-1, T-420-1, T-440-1, T460, T-462, T-465-1, T-480, ET4000, and ET4001.**

## Male Pipe Rigid

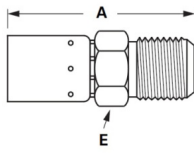


Part #	Hose ID	Tube Size	Thread Size	A	Hose Cut Off Factor	Hole Dia	Hex E
06904E-102	3/16	1/8	1/8-27	1.70	.75	.13	7/16
06904E-104	3/16	1/4	1/4-18	1.88	1.00	.13	9/16
06905E-104	1/4	1/4	1/4-18	1.88	1.00	.18	9/16
06906E-104	5/16	1/4	1/4-18	2.04	1.00	.24	5/8
06906E-106	5/16	3/8	3/8-18	2.03	1.00	.24	11/16
06908E-106	13/32	3/8	3/8-18	2.04	1.00	.31	3/4
06908E-108	13/32	1/2	1/2-14	2.29	1.25	.31	7/8
06910E-112	1/2	3/4	3/4-14	2.47	1.38	.39	1-1/16
06912E-112	5/8	3/4	3/4-14	2.52	1.25	.51	1-1/16
06916E-112	7/8	3/4	3/4-14	2.69	1.44	.71	1-1/5
06916E-116	7/8	1	1-11-1/2	2.88	1.63	.75	1-3/8
06920E-120	1-1/8	1-1/4	1-1/4-11-1/2	3.06	1.69	1.00	1-11/16
06924E-124	1-3/8	1-1/2	1-1/2-11-1/2	3.37	2.00	1.25	2
06932E-132	1-13/16	2	2-11-1/2	3.38	2.00	1.63	2-1/2

# HOSE & TUBING

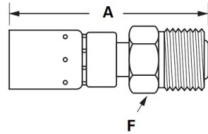
04

## JIC 37° Male Rigid



Part #	Hose ID	Tube Size	Thread Size	A	Hose Cut Off Factor	Hole Dia	Hex E
06904E-504	3/16	1/4	7/16-20	1.87	1.00	.13	1/2
06905E-505	1/4	5/16	1/2-20	1.87	1.00	.18	9/16
06906E-506	5/16	3/8	9/16-18	2.03	1.00	.24	5/8
06908E-508	13/32	1/2	3/4-16	2.19	1.19	.31	13/16
06910E-510	1/2	5/8	7/8-14	2.43	1.25	.39	15/16
06912E-512	5/8	3/4	1-1/16-12	2.63	1.38	.51	1-1/8
06916E-516	7/8	1	1-5/16-12	2.85	1.50	.75	1-3/8
06920E-520	1-1/8	1-1/4	-5/8-12	3.06	1.63	1.00	1-11/16
06924E-524	1-3/8	1-1/2	1-7/8-12	3.17	1.81	1.25	2

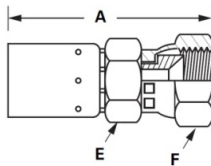
## Inverted Male Swivel Straight



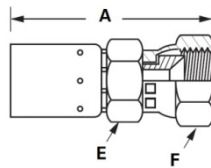
Part #	Hose ID	Tube Size	Thread Size	A	Hose Cut Off Factor	Hole Dia	Hex E
06904E-B04	3/16	1/4	7/16-24	2.58	1.56	.13	7/16
06905E-B05	1/4	5/16	1/2-20	2.63	1.63	.18	1/2
06906E-B06	5/16	3/8	5/8-18	2.87	1.78	.24	5/8
06908E-B08	13/32	1/2	3/4-18	3.20	2.06	.31	3/4

## JIC 37° Female Swivel

\*Swivel nuts are universal - both 37° and 45° connections.

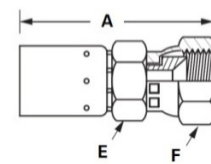


Part #	Hose ID	Tube Size	Thread Size	A	Hose Cut Off Factor	Hole Dia	Hex E	Hex F
06904E-604*	3/16	1/4	7/16-20	2.01	1.06	.13	7/16	9/16
06905E-605*	1/4	5/16	1/2-20	2.09	1.19	.19	7/16	5/8
06906E-606	5/16	3/8	9/16-18	2.26	1.19	.24	9/16	11/16
06906E-608*	5/16	1/2	3/4-16	2.41	1.31	.24	3/4	7/8
06908E-608*	13/32	1/2	3/4-16	2.41	1.38	.31	3/4	7/8
06910E-608*	1/2	1/2	3/4-16	2.53	1.44	.39	13/16	7/8
06910E-610*	1/2	5/8	7/8-14	2.62	1.50	.39	13/16	1
06912E-612	5/8	3/4	1-1/16-12	2.77	1.50	.51	1	1-1/4
06916E-616	7/8	1	1-5/16-12	3.11	1.75	.75	1-1/4	1-1/2
06920E-620	1-1/8	1-1/4	1-5/8-12	3.30	1.81	1.00	1-9/16	2
06924E-624	1-3/8	1-1/2	1-7/8-12	3.45	2.13	1.25	2	2-1/4
06932E-632	1-13/16	2	2-1/2-12	4.15	2.81	1.63	2-1/2	3



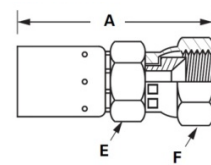
## SAE 45° Female Swivel

Part #	Hose ID	Tube Size	Thread Size	A	Hose Cut Off Factor	Hole Dia	Hex E	Hex F
06906E-406	5/16	3/8	5/8-18	2.18	1.13	.24	9/16	3/4
06912E-412	5/8	3/4	1-1/16-14	2.81	1.50	.51	1	1-1/4



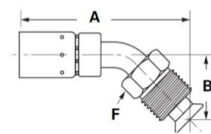
## 30° Flare Female Swivel

Part #	Hose ID	Tube Size	Thread Size	A	Hose Cut Off Factor	Hole Dia	Hex E	Hex F
06916E-X26	7/8	1	1-5/16-14	2.96	1.69	.75	1-1/4	1-1/2



## Female Swivel 30° Flare

Part #	Hose ID	Thread Size	A	Hose Cut Off Factor	Hole Dia	Hex E	Hex F
06912E-24K	5/8	M24X1.5	2.88	1.56	.52	1	1-1/4
06912E-30K	5/8	M30X1.5	2.90	1.63	.52	1-1/4	1-3/8
06916E-33K	7/8	M33X1.5	3.11	1.81	.75	1-1/4	1-1/2
06924E-42K	1-3/8	M42X1.5	3.55	2.19	1.25	2	2-1/8

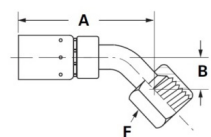


## Inverted Male Swivel 45° Tube Elbow

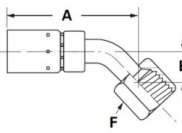
Part #	Hose ID	Tube Size	Thread Size	A	Hose Cut Off Factor	Hole Dia	Hex E	Hex F
06904E-E44	3/16	1/4	7/16-24	3.08	.93	2.06	.12	7/16
06905E-E45	1/4	5/16	1/2-20	3.42	1.14	2.44	.18	1/2
06906E-E46	5/16	3/8	5/8-18	3.65	1.34	2.56	.21	5/8

## JIC 37° Female Swivel 45° Tube Elbow

\*Swivel nuts are universal - both 37° and 45° connections

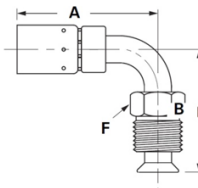


Part #	Hose ID	Tube Size	Thread Size	A	Hose Cut Off Factor	Hole Dia	Hex E	Hex F
06904E-684*	3/16	1/4	7/16-20	2.50	.33	1.50	.13	9/16
06905E-685*	1/4	5/16	1/2-20	2.63	.36	1.63	.18	5/8
06906E-686	5/16	3/8	9/16-18	2.78	.38	1.69	.24	11/16
06908E-688*	13/32	1/2	3/4-16	3.07	.55	1.83	.31	7/8
06910E-690*	1/2	5/8	7/8-14	3.39	.63	2.31	.45	1
06912E-692	5/8	3/4	1-1/16-12	3.70	.78	2.38	.52	1-1/4
06916E-696	7/8	1	1-5/16-12	4.68	1.10	3.38	.75	1-1/2



SAE 45° Female Swivel 45° Tube Elbow

Part #	Hose ID	Tube Size	Thread Size	A	B	Hose Cut Off Factor	Hole Dia	Hex F
06906E-486	5/16	3/8	5/8-18	2.77	.39	1.69	.24	3/4
06912E-492	5/8	3/4	1-1/16-14	3.40	.78	2.44	.52	1-1/4



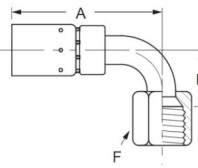
Inverted Male Swivel 90° Tube Elbow

Part #	Hose ID	Tube Size	Thread Size	A	B	Hose Cut Off Factor	Hole Dia	Hex F
06904E-E04	3/16	1/4	7/16-24	2.31	1.36	1.25	.13	7/16
06905E-E05	1/4	5/16	1/2-20	2.59	1.61	1.56	.18	1/2
06906E-E04	5/16	1/4	7/16-24	2.43	1.36	1.31	.15	7/16
06906E-E05	5/16	5/16	1/2-20	2.66	1.56	1.56	.21	1/2
06906E-E06	5/16	3/8	5/8-18	2.94	1.85	1.85	.24	5/8

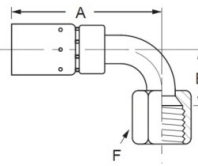
JIC 37° Female Swivel 90° Tube Elbow

\*Swivel nuts are universal - both 37° and 45° connections; \*\*20 and 24 size ends have crimped nuts

^ Long drop elbow



Part #	Hose ID	Tube Size	Thread Size	A	B	Hose Cut Off Factor	Hole Dia	Hex F
06904E-664*	3/16	1/4	7/16-20	2.41	.68	1.38	.13	9/16
06905E-665*	1/4	5/16	1/2-20	2.62	.77	1.63	.21	5/8
06906E-666	5/16	3/8	9/16-18	2.73	.85	1.78	.24	11/16
06908E-688*	13/32	1/2	3/4-16	2.87	1.09	1.75	.31	7/8
06910E-670*	1/2	5/8	7/8-14	3.52	1.23	2.44	.39	1
06912E-672	5/8	3/4	1-1/16-12	3.66	1.82	2.31	.58	1-1/4
06916E-676	7/8	1	1-5/16-12	4.40	2.14	3.13	.76	1-1/2
06920E-657^	1-1/8	1-1/4**	1-5/8-12	4.32	.538	2.90	1.00	2
06920E-677	1-1/8	1-1/4**	1-5/8-12	4.27	3.25	2.90	1.01	2
06924E-678	1-3/8	1-1/2**	1-7/8-12	4.09	3.05	2.70	1.25	2-1/2



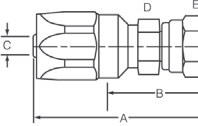
SAE 45° Female Swivel 90° Tube Elbow

Part #	Hose ID	Tube Size	Thread Size	A	B	Hose Cut Off Factor	Hole Dia	Hex F
06906E-466	5/16	3/8	5/8-18	2.76	.85	1.56	.24	3/4
06912E-472	5/8	3/4	1-1/16-14	3.64	1.82	2.31	.52	1-1/4

## GL Series

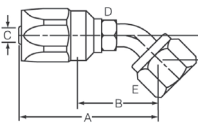
Compatible Hose: GL

### Female Swivel 45° Flare



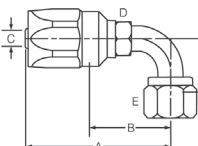
Part #	Hose ID	Thread Size	A OAL	B Cut Off	C Orifice	D Hex	E Hex
GL04-04FA	3/16	7/16-20	1.82	1.10	.13	7/16	9/16
GL05-05FA	1/4	1/2-20	1.89	1.09	.17	9/16	5/8
GL06-06FA	5/16	5/8-18	2.14	1.31	.23	3/4	3/4
GL08-08FA	13/32	3/4-16	2.32	1.34	.33	3/4	7/8
GL10-10FA	1/2	7/8-14	2.54	1.47	.42	7/8	1-1/16
GL12-12FA	5/8	1-1/16-14	2.86	1.71	.55	1-1/4	1-1/4

### 45° Bent Tube Female Swivel 45° Flare



Part #	Hose ID	Thread Size	A OAL	B Cut Off	C Orifice	D Hex	E Hex	F Drop
GL05-05FA45T	1/4	1/2-20	2.75	1.96	.17	7/16	5/8	.67
GL06-06FA45T	5/16	5/8-18	3.21	2.38	.23	1/2	3/4	.80
GL08-08FA45T	13/32	3/4-16	3.53	2.55	.33	5/8	7/8	1.00
GL10-10FA45T	1/2	7/8-14	3.62	2.55	.42	3/4	1-1/16	1.08

### 90° Bent Tube Female Swivel 45° Flare

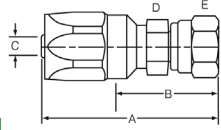


Part #	Hose ID	Thread Size	A OAL	B Cut Off	C Orifice	D Hex	E Hex	F Drop
GL04-04FA90T	3/16	7/16-20	2.27	1.55	.13	3/8	9/16	1.19
GL05-05FA90T	1/4	1/2-20	2.28	1.49	.17	7/16	5/8	1.19
GL06-06FA90T	5/16	5/8-18	2.79	1.96	.23	1/2	3/4	1.56
GL08-08FA90T	13/32	3/4-16	3.26	2.29	.33	5/8	7/8	1.88
GL12-12FA90T	5/8	1-1/16-14	4.12	2.97	.55	7/8	1-1/4	2.56

# HOSE & TUBING

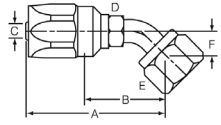
04

## Female Swivel 37° Flare JIC



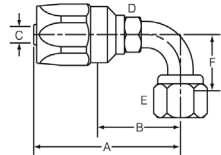
Part #	Hose ID	Thread Size	A OAL	B Cut Off	C Orifice	D Hex	E Hex
GL04-04FJ	3/16	7/16-20	1.82	1.08	.12	7/16	9/16
GL04-05FJ	3/16	1/2-20	1.87	1.14	.12	1/2	5/8
GL05-05FJ	1/4	1/2-20	1.87	1.07	.17	5/16	5/8
GL06-05FJ	5/16	1/2-20	2.02	1.17	.23	5/8	5/8
GL06-06FJ	5/16	9/16-18	2.11	1.20	.23	9/16	11/16
GL08-08FJ	13/32	3/4-16	2.32	1.31	.33	3/4	7/8
GL10-10FJ	1/2	7/8-14	2.54	1.65	.42	7/8	1
GL12-12FJ	5/8	1-1/16-12	2.86	1.58	.55	1-1/4	1-1/4
GL16-16FJ	7/8	1-5/16-12	2.80	1.43	.80	1-3/8	1-1/2
GL20-20FJ	1-1/8	1-5/8-12	3.11	1.98	1.01	1-3/4	2

## 45° Bent Tube Female Swivel 37° Flare JIC



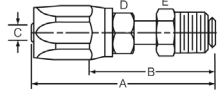
Part #	Hose ID	Thread Size	A OAL	B Cut Off	C Orifice	D Hex	E Hex	F Drop
GL04-04FJ45T	3/16	7/16-20	2.29	1.57	.13	3/8	9/16	.33
GL05-05FJ45T	1/4	1/2-20	2.39	1.59	.17	7/16	5/8	.67
GL06-04FJ45T	5/16	7/16-20	2.44	1.61	.15	1/2	9/16	.33
GL06-06FJ45T	5/16	9/16-18	2.68	1.85	.23	1/2	11/16	.39
GL08-08FJ45T	13/32	3/4-16	3.27	2.28	.33	5/8	7/8	.55
GL10-10FJ45T	1/2	7/8-14	3.65	2.58	.42	3/4	1	.63
GL12-12FJ45T	5/8	1-1/16-12	3.23	2.08	.55	7/8	1-1/4	.78

## 90° Bent Tube Female Swivel 37° Flare JIC



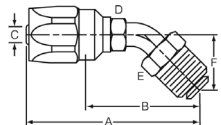
Part #	Hose ID	Thread Size	A OAL	B Cut Off	C Orifice	D Hex	E Hex	F Drop
GL04-04FJ90T	3/16	7/16-20	2.34	1.68	.13	3/8	9/16	.680
GL05-05FJ90T	1/4	1/2-20	2.39	1.69	.17	1/2	5/8	.770
GL06-04FJ90T	5/16	7/16-20	2.51	1.68	.13	1/2	9/16	.680
GL06-06FJ90T	5/16	9/16-18	2.66	1.83	.24	1/2	11/16	.850
GL08-08FJ90T	13/32	3/4-16	3.33	2.34	.33	5/8	7/8	1.09
GL10-10FJ90T	5/8	7/8-14	3.44	2.36	.42	3/4	1	1.23
GL12-12FJ90T	5/8	1-1/16-12	3.80	2.64	.55	7/8	1-1/4	2.14
GL16-16FJ90T	7/8	1-5/16-12	3.81	2.74	.80	1-1/8	1-1/2	2.14

## Male Swivel Inverted Flare



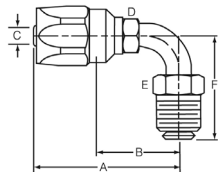
Part #	Hose ID	Thread Size	A OAL	B Cut Off	C Orifice	D Hex	E Hex
GL04-04MF	3/16	7/16-24	3.44	2.72	.13	7/16	7/16
GL04-05MF	3/16	1/2-20	3.44	2.76	.13	7/16	1/2
GL05-05MF	1/4	1/2-20	3.46	2.76	.17	7/16	1/2
GL06-05MF	5/16	1/2-20	2.80	1.98	.24	1/2	1/2
GL06-06MF	5/16	5/8-16	3.73	2.90	.23	1/2	5/8

## 45° Bent Tube Male Swivel Inverted Flare



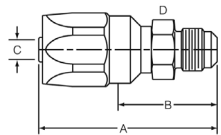
Part #	Hose ID	Thread Size	A OAL	B Cut Off	C Orifice	D Hex	E Hex	F Drop
GL06-05MF45T	5/16	1/2-20	2.63	1.83	.17	1/2	5/8	.94
GL06-06MF45T	5/16	5/8-18	3.22	2.39	.23	3/4	1/2	.80

## 90° Bent Tube Male Swivel Inverted Flare



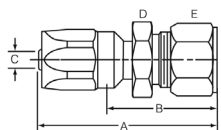
Part #	Hose ID	Thread Size	A OAL	B Cut Off	C Orifice	D Hex	E Hex	F Drop
GL04-04MF90T	3/16	7/16-24	2.27	1.55	.13	9/16	3/8	1.19
GL05-05MF90T	1/4	1/2-20	2.29	1.49	.17	5/8	7/16	1.19
GL06-05MF90T	5/16	1/2-20	2.39	1.56	.17	1/2	5/8	1.65
GL06-06MF90T	5/16	5/8-18	2.79	1.96	.23	3/4	1/2	1.56
GL08-08MF90T	13/32	3/4-18	3.25	2.29	.33	7/8	5/8	1.88

## Male 37° Flare JIC



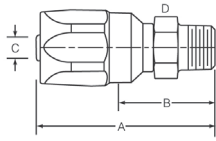
Part #	Hose ID	Thread Size	A OAL	B Cut Off	C Orifice	D Hex
GL06-06MJ	5/16	9/16-18	1.92	1.09	.23	5/8
GL06-08MJ	5/16	3/4-16	2.05	1.22	.23	13/16
GL08-08MJ	13/32	3/4-16	2.20	1.22	.33	13/16

## Male Flareless with Nut and Sleeve



Part #	Hose ID	Thread Size	A OAL	B Cut Off	C Orifice	D Hex	Hex E
GL06-06MV	5/16	9/16-18	1.84	1.02	.23	5/8	11/16
GL08-08MV	13/32	3/4-16	2.10	1.12	.33	13/16	7/8

## NPTF Male



Part #	Hose ID	Thread Size	A OAL	B Cut Off	C Orifice	D Hex
GL04-02MP	3/16	1/8-27	1.54	.92	.13	7/16
GL04-04MP	3/16	1/4-18	1.76	1.11	.13	9/16
GL05-04MP	1/4	1/4-18	1.78	1.19	.17	9/16
GL06-04MP	5/16	1/4-18	1.91	1.23	.23	9/16
GL06-06MP	5/16	3/8-18	1.94	1.27	.23	11/16
GL08-06MP	13/32	3/8-18	2.09	1.33	.33	11/16
GL08-08MP	13/32	1/2-14	2.34	1.56	.33	7/8
GL10-08MP	1/2	1/2-14	2.43	1.54	.42	7/8
GL12-12MP	5/8	3/4-14	2.58	1.67	.55	1-1/16
GL16-12MP	7/8	3/4-14	2.47	1.53	.80	1-1/16
GL16-16MP	7/8	1-11-1/2	2.66	1.72	.80	1-3/8

# 04



## R14 - Teflon Hose

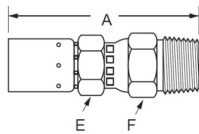
Part #	Hose ID	Hose OD	Work Press	Min Burst Press	Min Bend Press	Length	Hydraulic, air, and steam lines applications - particularly suited for air compressor discharge lines where vibration and high temperature is present- not for use in applications requiring static dissipation; Teflon inner tube with single stainless steel braid, 1" size double stainless steel braid for reinforcement; FDA accepted material; Temperature Range -65°F to +450°F (-54°C to +232°C); <b>Compatible Hose Ends: E Series (pgs 103 to 106).</b>
HOSE-R14-03	3/16	5/16	3000	12000	2.00	25'	
HOSE-R14-04	1/4	23/64	3000	12000	3.00	25'	
HOSE-R14-05	5/8	27/64	2500	10000	4.00	25'	
HOSE-R14-06	3/8	1/2	2000	8000	5.00	25'	
HOSE-R14-08	1/2	41/64	1750	7000	6.50	25'	
HOSE-R14-12	3/4	57/64	1000	4000	9.00	25'	
HOSE-R14-16	1	1-1/8	1000	4000	12.00	25'	

## E Series Hose Ends

General purpose, low- and medium-pressure hydraulics applications; Pressure is determined by maximum operation pressure for hose size and hose end configuration - whichever is less; Wide selection of hose and end configurations allowing for a diverse number of applications where hose compatibility is a problem; Low carbon steel material with zinc, clear trivalent chromate plating; **Assemble with ET1000, ET4000, T-400-1, T-410-1, T-420-1, T-440-1, T-460, T-462, T-465-1, T-480m D105, D165, and D206; Compatible Hose: R14**

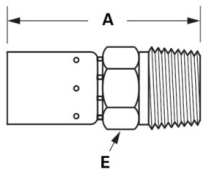
## Male Pipe Swivel

Note that swivel is for installation purposes only - not for temperatures above 212°F



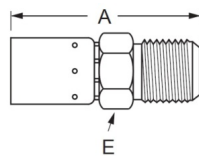
Part #	Hose ID	Pipe Size	Thread Size	A	Hose Cut Off Factor	Hole Dia	Hex E	Hex F
04E-J04	1/4	1/4	1/4-18	2.68	1.81	.16	5/8	13/16
05E-J04	5/16	1/4	1/4-18	2.75	1.81	.22	5/8	13/16
06E-J06	3/8	3/8	3/8-18	2.79	1.81	.27	11/16	7/8
08E-J08	1/2	1/2	1/2-14	3.03	2.00	.39	3/4	7/8
12E-J12	3/4	3/4	3/4-1	3.73	2.50	.61	1-1/4	1-1/4

## Male Pipe Rigid



Part #	Hose ID	Pipe Size	Thread Size	A	Hose Cut Off Factor	Hole Dia	Hex E
03E-102	3/16	1/8	1/8-27	1.57	.75	.09	7/16
03E-104	3/16	1/4	1/4-18	1.83	1.00	.09	9/16
04E-102	1/4	1/8	1/8-27	1.60	.75	.16	7/16
04E-104	1/4	1/4	1/4-18	1.79	1.00	.16	9/16
04E-106	1/4	3/8	3/8-18	1.82	1.00	.16	11/16
05E-104	5/16	1/4	1/4-18	1.86	.94	.22	9/16
05E-106	5/16	3/8	3/8-18	1.89	1.00	.22	11/16
06E-104	3/8	1/4	1/4-18	1.90	1.00	.37	9/16
06E-106	3/8	3/8	3/8-18	1.93	1.00	.27	11/16
06E-108	3/8	1/2	1/2-14	2.17	1.25	.27	7/8
08E-106	1/2	3/8	3/8-18	2.02	1.00	.38	3/4
08E-108	1/2	1/2	1/2-14	2.27	1.25	.38	7/8
12E-112	3/4	3/4	3/4-14	2.51	1.31	.61	1-1/16
16E-116	1	1	1-11-1/2	2.95	1.63	.84	1-3/8

## JIC 37° Male Rigid

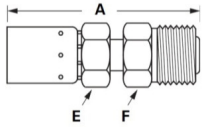


Part #	Hose ID	Tube Size	Thread Size	A	Hose Cut Off Factor	Hole Dia	Hex E
04E-504	1/4	1/4	7/16-20	1.78	.94	.16	1/2
04E-505	1/4	5/16	1/2-20	1.78	.94	.19	9/16
04E-506	1/4	3/8	9/16-18	1.82	1.00	.22	5/8
05E-505	5/16	5/16	1/2-20	1.86	.94	.22	9/16
06E-506	3/8	3/8	9/16-18	1.92	1.00	.27	5/8
06E-508	3/8	1/2	3/4-16	2.08	1.19	.27	13/16
08E-508	1/2	1/2	3/4-16	2.18	1.19	.27	13/16
08E-510	1/2	5/8	7/8-14	2.31	1.25	.42	15/16
12E-512	3/4	3/4	1-1/16-12	2.63	1.44	.61	1-1/8
16E-516	1	1	1-5/16-12	2.83	1.50	.84	1-3/8

# HOSE & TUBING

04

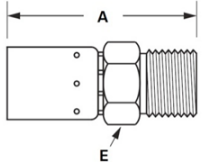
## Inverted Male Swivel Straight



Part #	Hose ID	Tube Size	Thread Size	A	Hose Cut Off Factor	Hole Dia	Hex E	Hex F
04E-B03	1/4	3/16	3/8-24	3.06	2.19	.12	7/16	3/8
04E-B04	1/4	1/4	7/16-24	2.44	1.63	.15	7/16	7/16
04E-B05	1/4	5/16	1/2-20	3.71	2.88	.16	7/16	1/2
05E-B05	5/16	5/16	1/2-20	2.57	1.61	.27	9/16	1/2
06E-B05	3/8	5/16	1/2-20	2.56	1.63	.27	9/16	1/2
06E-B06	3/8	3/8	5/8-18	2.81	1.81	.24	5/8	5/8
08E-B08	1/2	1/2	3/4-18	3.14	2.06	.33	3/4	3/4

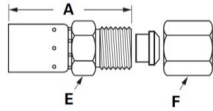
## Air Brake Connection Tube

For use with R14 Teflon hose only



Part #	Hose ID	Tube Size	Thread Size	A	Hose Cut Off Factor	Hole Dia	Hex E	Sleeve Part #	Nut Part #
08E-Y58	1/2	1/2	11/16-20	2.12	1.06	.38	3/4	1360X6	1361X6
08E-Y60	1/2	5/8	13/16-18	2.18	1.13	.38	7/8	1360X8	1361X8
12E-Y60	3/4	5/8	13/16-18	2.31	1.13	.53	1	1360X10	1361X10
12E-Y62	3/4	3/4	1-18	2.38	1.19	.61	1	1360X12	1361X12

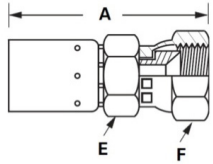
## Flareless Tube Rigid with Ermeto Nut and Sleeve



Part #	Hose ID	Tube Size	Thread Size	A	Hose Cut Off Factor	Hole Dia	Hex E	Hex F
05E-756	5/16	3/8	9/16-18	1.88	1.00	.22	5/8	11/16
06E-755	3/8	5/16	1/2-20	1.78	.88	.23	9/16	5/8
06E-756	3/8	3/8	9/16-18	1.82	.88	.27	5/8	11/16
08E-758	1/2	1/2	3/4-16	2.08	1.06	.38	13/16	7/8

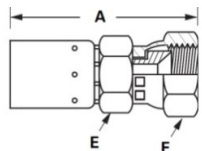
## JIC 37° Female Swivel

\*Swivel nuts are universal - both 37° and 45° connections



Part #	Hose ID	Tube Size	Thread Size	A	Hose Cut Off Factor	Hole Dia	Hex E	Hex F
03E-604*	3/16	1/4	7/16-20	1.89	1.00	.09	7/16	9/16
04E-604*	1/4	1/4	7/16-20	1.92	1.13	.16	7/16	9/16
04E-605*	1/4	5/16	1/2-20	2.00	1.19	.16	1/2	5/8
04E-606	1/4	3/8	9/16-18	2.06	1.25	.16	9/16	11/16
05E-605*	5/16	5/16	1/2-20	2.07	1.19	.22	1/2	5/8
05E-606	5/16	3/8	9/16-18	2.12	1.19	.22	9/16	11/16
06E-606	3/8	3/8	9/16-18	2.19	1.25	.27	9/16	11/16
06E-608*	3/8	1/2	3/4-16	2.30	1.38	.27	3/4	7/8
08E-608*	1/2	1/2	3/4-16	2.39	1.38	.38	3/4	7/8
08E-610*	1/2	5/8	7/8-14	2.51	1.50	.38	7/8	1
12E-612	3/4	3/4	1-1/16-12	2.76	1.56	.61	1	1-1/4
16E-616	1	1	1-5/16-12	3.05	1.75	.84	1-1/4	1-1/2

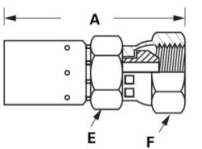
## SAE 45° Female Swivel



Part #	Hose ID	Tube Size	Thread Size	A	Hose Cut Off Factor	Hole Dia	Hex E	Hex F
05E-406	5/16	3/8	5/8-18	2.03	1.13	.22	9/16	3/4
06E-406	3/8	3/8	5/8-18	2.06	1.16	.27	9/16	3/4
12E-412	3/4	3/4	1-1/16-14	2.76	1.56	.61	1	1-1/4

## British Standard BSPP 60° Cone Female Pipe Swivel

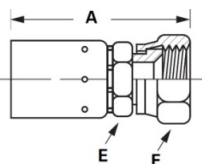
\*G as part of thread size is ISO designation for parallel thread



Part #	Hose ID	Tube Size	Thread Size	A	Hose Cut Off Factor	Hole Dia	Hex E	Hex F
03E-354	3/16	1/4	G-1/4-19*	2.01	1.19	.16	9/16	11/16
04E-354	1/4	1/4	G-1/4-19*	2.07	1.25	.16	9/16	3/4
06E-356	3/8	3/8	G-3/8-19*	2.09	1.13	.27	3/4	7/8
06E-358	3/8	1/2	G-1/2-14*	2.47	1.50	.27	13/16	1
08E-358	1/2	1/2	G-1/2-14*	2.56	1.50	.39	13/16	1
08E-360	1/2	5/8	G-5/8-14*	2.70	1.63	.39	7/8	1-3/16
12E-362	3/4	3/4	G-3/4-14*	2.91	1.69	.61	1	1-1/4
16E-636	1	1	G1-11*	3.38	2.00	.84	1-1/4	1-1/2

## Female Swivel JIS 30° Flare Parallel Pipe Swivel

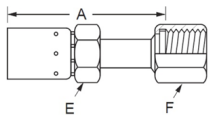
\*G as part of thread size is ISO designation for parallel thread



Part #	Hose ID	Pipe Size	Thread Size	A	Hose Cut Off Factor	Hole Dia	Hex E	Hex F
04E-04L	1/4	1/4	G-1/4-19*	2.03	1.19	.16	9/16	3/4
06E-06L	3/8	3/8	G-3/8-19*	2.22	1.25	.27	11/16	7/8
08E-08L	1/2	1/2	G-1/2-14*	2.30	1.25	.39	13/16	1-1/16
12E-12L	3/4	3/4	G-3/4-14*	2.75	1.50	.81	1	1-5/16
16E-16L	1	1	G-1-11*	3.15	1.81	.84	1-1/4	1-1/2



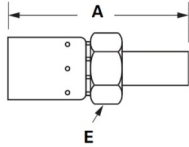
## Female FOR-SEAL Swivel Straight



Part #	Hose ID	Tube Size	Thread Size	A	Hose Cut Off Factor	Hole Dia	Hex E	Hex F
04E-S64	1/4	1/4	9/16-18	2.11	1.31	.15	5/8	11/16
04E-S66	1/4	3/8	11/16-16	2.20	1.38	.16	5/8	13/16
05E-S66	5/16	3/8	11/16-16	2.28	1.38	.22	9/16	13/16
06E-S66	3/8	3/8	11/16-16	2.37	1.44	.24	9/16	13/16
06E-S68	3/8	1/2	13/16-16	2.65	1.69	.24	5/8	15/16
08E-S68	1/2	1/2	13/16-16	2.74	1.69	.33	3/4	15/16
08E-S70	1/2	5/8	1-14	2.83	1.81	.39	3/4	1-1/8
12E-S72	3/4	3/4	1-3/16-12	3.10	1.88	.59	1	1-3/8
16E-S76	1	1	1-7/16-12	3.76	2.44	.78	1-1/4	1-5/8

## Straight Tube Brass

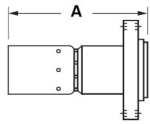
Insert: Brass; Collar: Steel



Part #	Hose ID	Tube Size	A	Hose Cut Off Factor	Hole Dia	Hex E	Sleeve Part #	Nut Part #
08E-T58	1/2	1/2	3.32	2.31	.39	3/4	1360X8	1361X8
08E-T60	1/2	5/8	3.45	2.44	.47	3/4	1360X10	1361X10
12E-T60	3/4	5/8	3.66	2.44	.47	1	1360X12	1361X12
12E-T62	3/4	3/4	4.00	2.81	.61	1	-	-

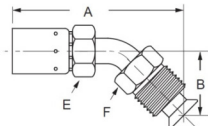
## Compressor Discharge Flange End GM Bus Only

Part will not crimp in a T-420 press.



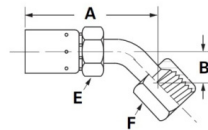
Part #	Hose ID	A	Hose Cut Off Factor	Hole Dia
12E-X92	3/4	2.64	1.38	.61

## Inverted Male Swivel 45° Tube Elbow



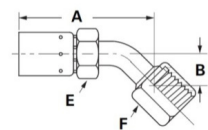
Part #	Hose ID	Tube Size	Thread Size	A	B	Hose Cut Off Factor	Hole Dia	Hex E	Hex F
04E-B43	1/4	3/16	3/8-24	2.82	.69	2.00	.12	7/16	3/8
04E-B44	1/4	1/4	7/16-24	2.94	.93	2.13	.15	7/16	7/16
06E-B45	3/8	5/16	1/2-20	3.37	1.14	2.44	.21	9/16	1/2
06E-B46	3/8	3/8	5/8-18	3.63	1.34	2.69	.24	5/8	5/8
08E-B48	1/2	1/2	3/4-18	4.32	1.58	3.25	.33	3/4	3/4
08E-B50	1/2	5/8	7/8-18	4.45	1.75	3.44	.39	3/4	7/8

## JIC 37° Female Swivel 45° Tube Elbow



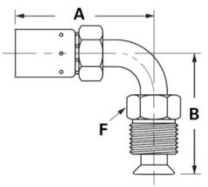
Part #	Hose ID	Tube Size	Thread Size	A	B	Hose Cut Off Factor	Hole Dia	Hex E	Hex F
04E-684*	1/4	1/4	7/16-20	2.37	.33	1.56	.15	7/16	9/16
04E-685	1/4	5/16	1/2-20	2.50	.36	1.63	.16	7/16	5/8
05E-686	5/16	3/8	9/16-18	2.65	.39	1.69	.22	9/16	11/16
06E-686	3/8	3/8	9/16-18	2.74	.39	1.75	.24	5/8	11/16
06E-688*	3/8	1/2	3/4-16	2.99	.56	2.00	.27	5/8	7/8
08E-688*	1/2	1/2	3/4-16	2.88	.56	1.78	.33	3/4	7/8
08E-690*	1/2	5/8	7/8-14	3.28	.63	2.25	.39	3/4	1
12E-692	3/4	3/4	1-1/16-12	3.72	.78	2.38	.58	1	1-1/4
16E-696	1	1	1-5/16-12	4.67	1.10	3.31	.83	1-1/4	1-1/2

## Female FOR-SEAL Swivel 45° Tube Elbow



Part #	Hose ID	Tube Size	Thread Size	A	B	Hose Cut Off Factor	Hole Dia	Hex E	Hex F
04E-L64	1/4	1/4	9/16-18	2.4	.41	1.63	.15	7/16	11/16
04E-L66	1/4	3/8	11/16-16	2.69	.43	1.75	.15	5/8	13/16
05E-L66	5/16	3/8	11/16-16	2.70	.43	1.75	.22	9/16	13/16
06E-L66	3/8	3/8	11/16-16	2.79	.43	1.81	.24	5/8	13/16
08E-L68	1/2	1/2	13/16-16	3.14	.60	2.13	.33	3/4	15/16
12E-L72	3/4	3/4	1-3/16-12	3.83	.83	2.63	.59	1	1-3/8
16E-L76	1	1	1-7/16-12	4.31	.94	3.00	.76	1-1/4	1-5/8

## Inverted Male Swivel 90° Tube Elbow



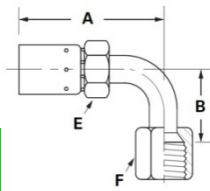
Part #	Hose ID	Tube Size	Thread Size	A	B	Hose Cut Off Factor	Hole Dia	Hex E	Hex F
04E-B63	1/4	3/16	3/8-24	2.23	1.06	1.38	.12	7/16	3/8
04E-B64	1/4	1/4	7/16-24	2.25	1.36	1.31	.15	7/16	7/16
06E-B65	3/8	5/16	1/2-20	2.49	1.61	1.56	.21	9/16	1/2
06E-B66	3/8	3/8	5/8-18	2.92	1.97	1.94	.24	5/8	5/8
08E-B68	1/2	1/2	3/4-18	3.03	2.32	2.00	.33	3/4	3/4

# HOSE & TUBING

04

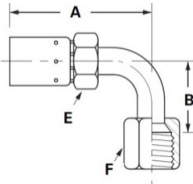
## JIC 37° Female Swivel 90° Tube Elbow

\*Swivel nuts are universal - both 37° and 45° connections



Part #	Hose ID	Tube Size	Thread Size	A	B	Hose Cut Off Factor	Hole Dia	Hex E	Hex F
04E-664*	1/4	1/4	7/16-20	2.27	.68	1.44	.15	7/16	9/16
04E-665*	1/4	5/16	1/2-20	2.47	.77	1.63	.16	7/16	5/8
05E-665*	5/16	5/16	1/2-20	2.58	.77	1.63	.21	9/16	5/8
05E-666	5/16	3/8	9/16-18	2.57	.85	1.62	.22	9/16	11/16
06E-666	3/8	3/8	9/16-18	2.57	.85	1.62	.22	9/16	11/16
06E-668*	3/8	1/2	3/4-16	2.76	.109	1.81	.27	5/8	7/8
08E-668*	1/2	1/2	3/4-16	2.82	.109	1.75	.33	3/4	7/8
08E-670*	1/2	5/8	7/8-14	3.34	.123	2.31	.39	3/4	1
12E-672	3/4	3/4	1-1/16-12	3.70	.182	2.50	.59	1	1-1/4
16E-676	1	1	1-5/16-12	4.39	2.14	3.00	.83	1-1/4	1-1/2

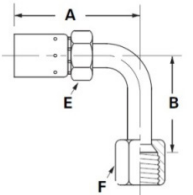
## SAE 45° Female Swivel 90° Tube Elbow



Part #	Hose ID	Tube Size	Thread Size	A	B	Hose Cut Off Factor	Hole Dia	Hex E	Hex F
06E-466	3/8	3/8	5/8-18	2.72	.85	1.75	.24	5/8	3/4

## JIC 45° Female Swivel Long Drop 90° Tube Elbow

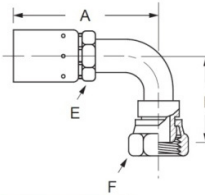
\*Swivel nuts are universal - both SAE 37° and 45° connections



Part #	Hose ID	Tube Size	Thread Size	A	B	Hose Cut Off Factor	Hole Dia	Hex E	Hex F
04E-644*	1/4	1/4	7/16-20	2.27	1.80	1.42	.15	7/16	9/16
04E-645*	1/4	5/16	1/2-20	2.51	1.80	1.63	.16	7/16	5/8
05E-646	5/16	3/8	9/16-18	2.63	2.18	1.69	.22	9/16	11/16
06E-646	3/8	3/8	9/16-18	2.66	2.18	1.69	.24	5/8	11/16
06E-648*	3/8	1/2	3/4-16	2.83	2.43	1.88	.27	5/8	7/8
08E-648*	1/2	1/2	3/4-16	2.82	2.43	1.75	.33	3/4	7/8
08E-650*	1/2	5/8	7/8-14	2.96	2.57	1.94	.39	3/4	1
12E-652	3/4	3/4	1-1/16-12	3.74	3.73	2.50	.58	1	1-1/4
16E-656	1	1	1-5/16-12	4.36	4.33	3.00	.83	1-1/4	1-1/2

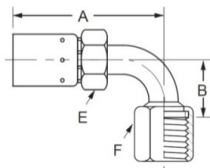
## British Standard BSPP 60° Cone Female Pipe Swivel 90° Elbow

\*G as part of threadsize is ISO designation for parallel thread



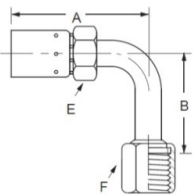
Part #	Hose ID	BSPP Pipe Size	Thread Size	A	B	Hose Cut Off Factor	Hole Dia	Hex E	Hex F
04E-74P	1/4	1/4	G-1/4-19*	2.89	1.50	2.06	.16	7/16	3/4
06E-76P	3/8	3/8	G-3/8-19*	2.96	1.66	2.00	.27	5/8	7/8
08E-78P	1/2	1/2	G-1/2-14*	2.95	1.73	1.88	.37	3/4	1
12E-82P	3/4	3/4	G-3/4-14*	3.83	2.43	2.61	.61	1	1-1/4

## Female FOR-SEAL Swivel Short Drop 90° Elbow



Part #	Hose ID	Tube Size	Thread Size	A	B	Hose Cut Off Factor	Hole Dia	Hex E	Hex F
04E-A24	1/4	1/4	9/16-18	2.27	.81	1.44	.21	7/16	11/16
04E-A26	1/4	3/8	11/16-16	2.54	.90	1.69	.16	5/8	13/16
05E-A26	5/16	3/8	11/16-16	2.62	.90	1.69	.22	9/16	13/16
06E-A26	3/8	3/8	11/16-16	2.71	.90	1.75	.24	5/8	13/16
06E-A28	3/8	1/2	13/16-16	2.81	1.15	1.88	.27	5/8	15/16
08E-A28	1/2	1/2	13/16-16	2.90	1.15	1.88	.33	3/4	15/16
12E-A32	3/4	3/4	1-3/16-12	3.70	1.88	2.50	.59	1	1-3/8
16E-A36	1	1	1-7/16-12	4.01	2.21	2.69	.76	1-1/4	1-5/8

## Female FOR-SEAL Swivel Long Drop 90° Elbow



Part #	Hose ID	Tube Size	Thread Size	A	B	Hose Cut Off Factor	Hole Dia	Hex E	Hex F
04E-A64	1/4	1/4	9/16-18	2.41	1.80	1.56	.27	7/16	11/16
05E-A66	5/16	3/8	11/16-16	2.73	2.12	1.81	.22	9/16	13/16
06E-A66	3/8	3/8	11/16-16	2.82	2.12	1.88	.24	5/8	13/16
06E-A68	3/8	1/2	13/16-16	2.80	2.50	1.88	.27	5/8	15/16
08E-A68	1/2	1/2	13/16-16	2.89	2.50	1.88	.33	3/4	15/16

# HOSE & TUBING



## R14A - SAE 100R14A Medium Pressure Hydraulic Hose

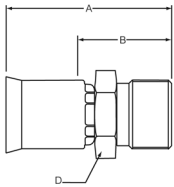
Part #	Hose ID	Hose OD	Max Work Press	Min Burst Press*	Min Bend Radius	Length	Used for corrosive and/or high temperature fluids- not recommended for fuel applications; White extruded Teflon smooth bore tube; Meets FDA requirements; One braid of high tensile stainless steel wire cover; Temperature range of -65°F to +450°F; For steam, the maximum operation pressure is 200psi at 388°F; <b>Compatible Hose Ends: 91N (pgs 107 to 108);</b> *Burst pressure is for reference only and is no indication that the product should be used above the indicated relating working pressure.
HOSE-R14A-04	3/16	.30	1500	10000	2.0	25'	
HOSE-R14A-02	1/4	.37	1500	9000	3.0	25'	
HOSE-R14A-06	5/16	.43	1500	8000	4.0	25'	
HOSE-R14A-08	13/32	.54	1000	6000	5.3	25'	
HOSE-R14A-10	1/2	.63	800	6000	6.5	25'	
HOSE-R14A-12	5/8	.76	800	5000	7.8	25'	

04

### 91N Series Hose Ends

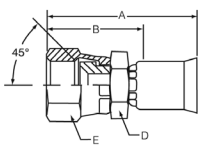
Recommended Hose: R14A; Compatible Machines: D105, D165, and D206

#### Male Air Brake SAE J246



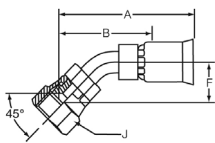
Part #	Hose ID	Thread Size	A OAL	B Cut Off	D Hex	Material
91N10-10BA	1/2	13/16-18	1.61	1.13	15/16	Brass/Steel

#### Female Swivel 45° Flare



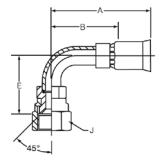
Part #	Hose ID	Thread Size	A OAL	B Cut Off	D Hex	E Hex	Material
91N06-06FA	5/16	5/8-18	1.69	1.06	5/8	3/4	Brass/Steel
91N12-12FA	5/8	1-1/16-14	2.12	1.31	1	1-1/4	

#### 45° Bent Tube Female Swivel 45° Flare



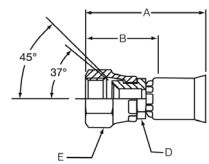
Part #	Hose ID	Thread Size	A OAL	B Cut Off	F Drop	Material
91N06-06FA45T	5/16	5/8-18	2.06	1.31	.39	Steel
91N12-12FA45T	5/8	1-1/16-14	3.07	2.44	.78	

#### 90° Bent Tube Female Swivel 45° Flare



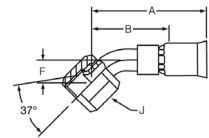
Part #	Hose ID	Thread Size	A OAL	B Cut Off	F Drop	Material
91N06-06FA90T	5/16	5/8-18	2.06	1.94	1.19	Steel
91N12-12FA90T	5/8	1-1/16-14	2.92	2.13	1.82	

#### Female Swivel 37° Flare JIC



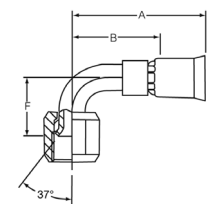
Part #	Hose ID	Thread Size	A OAL	B Cut Off	D Hex	E Hex	Material
91N04-04FJ	3/16	7/16-20	1.43	.88	3/8	9/16	Brass/Steel
91N05-05FJ	1/4	1/2-20	1.56	.94	7/16	5/8	
91N06-06FJ	5/16	9/16-18	1.63	1.00	1/2	11/16	
91N08-08FJ	13/32	3/4-16	1.89	1.31	11/16	7/8	
91N10-10FJ	1/2	7/8-14	2.03	1.31	13/16	1	
91N12-12FJ	5/8	1-1/16-12	2.12	1.31	1	1-1/4	
91N16-16FJ	7/8	1-5/16-12	2.45	1.56	1-1/4	1-1/2	

#### 45° Bent Tube Female Swivel 37° Flare JIC



Part #	Hose ID	Thread Size	A OAL	B Cut Off	F Drop	Material
91N04-04FJ45T	3/16	7/16-20	1.74	1.19	.33	Steel
91N05-05FJ45T	1/4	1/2-20	1.87	1.25	.36	
91N06-06FJ45T	5/16	9/16-18	1.94	1.31	.39	
91N08-08FJ45T	13/32	3/4-16	2.28	1.56	.55	
91N10-10FJ45T	1/2	7/8-14	2.42	1.69	.64	
91N12-12FJ45T	5/8	1-1/16-12	2.83	2.06	.78	

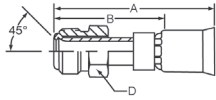
#### 90° Bent Tube Female Swivel 37° Flare JIC



Part #	Hose ID	Thread Size	A OAL	B Cut Off	F Drop	Material
91N04-04FJ90T	3/16	7/16-20	1.62	1.06	.68	Steel
91N05-05FJ90T	1/4	1/2-20	1.71	1.13	.77	
91N06-06FJ90T	5/16	9/16-18	1.91	1.25	.85	
91N08-08FJ90T	13/32	3/4-16	2.03	1.31	1.09	
91N10-10FJ90T	1/2	7/8-14	2.27	1.56	1.23	
91N12-12FJ90T	5/8	1-1/16-12	2.75	1.94	1.82	

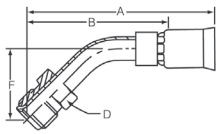
# HOSE & TUBING

## Male Swivel Inverted Flare



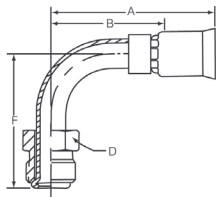
Part #	Hose ID	Thread Size	A OAL	B Cut Off	D Hex	Material
91N04-04MF	3/16	7/16-24	2.09	1.50	7/16	Steel
91N05-05MF	1/4	1/2-20	2.15	1.56	1/2	
91N06-06MF	5/16	5/8-18	2.23	1.56	5/8	
91N08-08MF	13/32	3/4-18	2.31	1.63	3/4	
91N10-10MF	1/2	7/8-18	2.43	1.75	7/8	

## 45° Bent Tube Male Swivel Inverted Flare



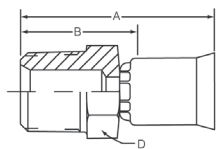
Part #	Hose ID	Thread Size	A OAL	B Cut Off	D Hex	F Drop	Material
91N04-04MF45T	3/16	7/16-24	2.05	1.50	7/16	.63	Steel
91N05-05MF45T	1/4	1/2-20	2.48	1.88	1/2	.71	
91N06-06MF45T	5/16	5/8-18	2.60	1.94	5/8	.96	
91N08-08MF45T	13/32	3/4-18	2.85	2.13	3/4	.90	
91N10-10MF45T	1/2	7/8-18	3.30	2.63	7/8	1.02	
91N12-12MF45T	5/8	1-1/16-16	3.64	2.81	1-1/16	1.15	

## 90° Bent Tube Male Swivel Inverted Flare



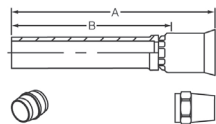
Part #	Hose ID	Thread Size	A OAL	B Cut Off	D Hex	F Drop	Material
91N04-04MF90T	3/16	7/16-24	1.72	1.19	7/16	1.19	Steel
91N05-05MF90T	1/4	1/2-20	1.98	1.38	1/2	1.65	
91N06-06MF90T	5/16	5/8-18	2.08	1.44	5/8	1.70	
91N08-08MF90T	13/32	3/4-18	2.18	1.50	3/4	1.87	
91N10-10MF90T	1/2	7/8-18	3.02	2.31	7/8	2.18	
91N12-12MF90T	5/8	1-1/16-16	3.36	2.56	1-1/16	2.51	

## NPTF Male



Part #	Hose ID	Thread Size	A OAL	B Cut Off	D Hex	Material
91N04-02MP	3/16	1/8-27	1.27	.75	7/16	Brass/Steel
91N04-04MP	3/16	1/4-18	1.50	.94	9/16	
91N06-04MP	5/16	1/4-18	1.60	.94	9/16	
91N06-06MP	5/16	3/8-18	1.65	1.00	11/16	
91N08-06MP	13/32	3/8-18	1.71	1.00	11/16	
91N08-08MP	13/32	1/2-14	1.94	1.25	7/8	
91N10-08MP	1/2	1/2-14	1.96	1.25	7/8	
91N12-12MP	5/8	3/4-14	2.19	1.38	1-1/8	
91N16-16MP	7/8	1-11-1/2	2.46	1.50	1-3/8	

## Airbrake Standpipe with Female Nut and Sleeve J246



Part #	Hose ID	A OAL	B Cut Off	Material
91N08-08NA	13/32	2.80	2.13	Steel
91N10-10NA	1/2	2.96	2.25	
91N12-12NA	5/8	3.37	2.56	

## Thin Cover 1-Wire Braid Pressure Wash Hose



Part #	Hose ID	Hose OD	Work Press	Min Burst Press	Min Bend Radius	Length	Medium-pressure pressure wash application; Blue, smooth, non-marking, abrasion-resistant, and weather-resistant cover with 1 wire braid reinforcement; Temperature range of -40°F to +250°F (-40°C to +121°C)
PWH-1/4BLU	1/4	.480	4000	14500	3"	50'/600'	
PWH-3/8BLU	3/8	.610	4000	14500	4"	50'/600'	

## Thin Cover Pressure Wash Hose Assemblies



Part #	Work Press	Assembly Length	Coupling #1	Coupling #2	Medium- or high-pressure pressure wash hose application; Blue, smooth, non-marking, abrasion-resistant, and weather-resistant cover with 1 or 2 wire braids reinforcement; Temperature range of -40°F to +250°F (-40°C to +121°C)
PWH-3/8-50BL	4000	3/8	3/8" NPTF	3/8" NPTF Swivel	
PWH-3/8-100BL	4000	3/8	3/8" NPTF	3/8" NPTF Swivel	

## Grip Crimp Pressure Wash Couplings - NPTF Male Solid



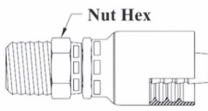
Part #	Hose ID	Pipe Size	Thread Size	Hex Size	Part #	Hose ID	Pipe Size	Thread Size	Hex Size
PW-01-4X4	1/4	1/4	1/4-18	5/8	PW-01-6X6	3/8	3/8	3/8-18	11/16

04

# HOSE & TUBING

04

## Grip Crimp Pressure Wash Couplings - NPTF Male Swivel



Part #	Hose ID	Pipe Size	Thread Size	Nut Hex	Part #	Hose ID	Pipe Size	Thread Size	Nut Hex
PW-04-4X4	1/4	1/4	1/4-18	5/8	PW-04-6X6	3/8	3/8	3/8-14	3/4

## Pressure Wash Grips Bend Restrictors



Part #	Hose ID	Part #	Hose ID
PW-GRIP-4	1/4	PW-GRIP-6	3/8

## ST-1500 Weep Gun Pressure Wash Trigger Gun



Part #	Max GPM	Max PSI	Max Temp	Pipe Thread Inlet	Pipe Thread Outlet	
PW-ST1500	12	4000	300°F	3/8" Female	1/4" Female	Well suited for a variety of industrial washing applications; Streamline designed to be universally comfortable - even for very small hands; Allows water to continue flowing after trigger is released; Prevents gun freeze up during cold weather use.

## ST-2000 Big Hand Gun Pressure Wash Trigger Gun



Part #	Max GPM	Max PSI	Max Temp	Pipe Thread Inlet	Pipe Thread Outlet	
PW-ST2000	12	4000	300°F	3/8" Female	1/4" Female	Designed for heavy duty durability - takes the heat and abuse. Easy access to replace cartridge valve.

## ST-2305 Easy Pull Hand Gun Pressure Wash Trigger Gun




Part #	Max GPM	Max PSI	Max Temp	Pipe Thread Inlet	Pipe Thread Outlet	
PW-ST2305	12	5000	300°F	3/8" Female	1/4" Female	Easy pull complete shut-off valve. Ideal for industrial usage. Easy pull trigger. Requires half the effort of other guns.

## Round Molded Grip Extension



Part #	Size	Part #	Size	
PW-AL32324	24"	PW-AL32359	59"	Heavy duty round grip for ergonomic comfort. Grip begins six inches from the gun to allow greater arm extension. Zinc plated steel.
PW-AL32336	36"	PW-AL32379	79"	

## Color Coded Quick Connect Nozzles



Part #	Orifice	Color	Degree	Description
PW-170138	3.0	Red	0°	Includes color coded protective nozzle guards. Guards include locating rubs which are used for fast spray alignment during installation and allow easy spray pattern direction for the operation. Incorporates a 1/4" quick connect and disconnect design.
PW-170153	3.0	Yellow	15°	
PW-170154	3.0	Green	25°	
PW-170169	4.0	White	40°	
PW-170025	4.0	Black	65°	

## Twist Seal Connects 22mm Screw Couplers



Part #	Max Temperature	Max PSI	Stem	Pipe Thread
BAHC-5279	200°F	4000	14mm	3/8" Female

## Twist Seal Connects 22mm Screw Plugs



Part #	Pipe Thread	Part #	Pipe Thread
BAHC-5283	3/8" Female	BAHC-5282	3/8" Male

## Straight-Thru Couplers

Have no valves; Smooth, straight-thru bore allows maximum flow; Made from solid brass bar stock; Stainless steel springs and balls; Excellent for carpet cleaners, vacuum service, and pressure washers

## Female Pipe Thread Couplers



Part #	Body Size	Thread Size NPTF	Dimensions		
			Overall Length	Wrench Flats	Largest Diameter
			A	B	C
PW-BSTC-1/8F	1/8	1/8-27	1.06	.56	.69
PW-BSTC-1/4F	1/4	1/4-18	1.54	.81	.81
PW-BSTC-3/8F	3/8	3/8-18	1.59	1.00	1.16
PW-BSTC-1/2F	1/2	1/2-14	1.98	1.13	1.30
PW-BSTC-3/4F	3/4	3/4-14	2.15	1.44	1.66
BW-BSTC-1F	1	1-11-1/2	2.43	1.75	2.02

# HOSE & TUBING

04



## Male Pipe Thread Couplers

Part #	Body Size	Thread Size NPTF	Dimensions		
			Overall Length	Wrench Flats	Largest Diameter
			A	B	C
PW-BSTC-1/8M	1/8	1/8-27	1.06	.56	.69
PW-BSTC-1/4M	1/4	1/4-18	1.54	.81	.81
PW-BSTC-3/8M	3/8	3/8-18	1.59	1.00	1.16
PW-BSTC-1/2M	1/2	1/2-14	1.98	1.13	1.30
PW-BSTC-3/4M	3/4	3/4-14	2.15	1.44	1.66
BW-BSTC-1M	1	1-11-1/2	2.53	1.75	2.02



## Female Pipe Thread Nipples

Part #	Body Size	Thread Size NPTF	Dimensions		
			Overall Length	Wrench Flats	Largest Diameter
			A	B	C
PW-BSTN-1/8F	1/8	1/8-27	.98	.57	.65
PW-BSTN-1/4F	1/4	1/4-18	1.46	.74	.87
PW-BSTN-3/8F	3/8	3/8-18	1.62	.96	1.59
PW-BSTN-1/2F	1/2	1/2-14	1.85	.95	1.30
PW-BSTN-3/4F	3/4	3/4-14	2.15	1.09	1.59
BW-BSTN-1F	1	1-11-1/2	2.35	1.18	1.88



## Male Pipe Thread Nipples

Part #	Body Size	Thread Size NPTF	Dimensions		
			Overall Length	Wrench Flats	Largest Diameter
			A	B	C
PW-BSTN-1/8M	1/8	1/8-27	1.04	.44	.51
PW-BSTN-1/4M	1/4	1/4-18	1.53	.56	.65
PW-BSTN-3/8M	3/8	3/8-18	1.69	.69	.79
PW-BSTN-1/2M	1/2	1/2-14	1.94	.88	1.01
PW-BSTN-3/4M	3/4	3/4-14	2.19	1.06	1.23
BW-BSTN-1M	1	1-11-1/2	2.51	1.38	1.59

## Stainless Steel Straight-Thru Couplers

Have no valves; Smooth, straight-thru bore allows maximum flow; Stainless steel material; Stainless steel springs and balls; Excellent for carpet cleaners, vacuum service, and pressure washers



## Female Pipe Thread Couplers

Part #	Body Size	Thread Size NPTF	Dimensions		
			Overall Length	Wrench Flats	Largest Diameter
			A	B	C
PW-SSTC-1/8F	1/8	1/8-27	1.06	.56	.69
PW-SSTC-1/4F	1/4	1/4-18	1.54	.81	.94
PW-SSTC-3/8F	3/8	3/8-18	1.59	1.00	1.16
PW-SSTC-1/2F	1/2	1/2-14	1.98	1.13	1.30
PW-SSTC-3/4F	3/4	3/4-14	2.15	1.44	1.66
PW-SSTC-1F	1	1-11-1/2	2.43	1.75	2.02



## Male Pipe Thread Couplers

Part #	Body Size	Thread Size NPTF	Dimensions		
			Overall Length	Wrench Flats	Largest Diameter
			A	B	C
PW-SSTC-1/8M	1/8	1/8-27	1.06	0.56	.69
PW-SSTC-1/4M	1/4	1/4-18	1.69	0.81	.81
PW-SSTC-3/8M	3/8	3/8-18	1.75	1.00	1.16
PW-SSTC-1/2M	1/2	1/2-14	1.94	1.13	1.30
PW-SSTC-3/4M	3/4	3/4-14	2.17	1.44	1.66
PW-SSTC-1M	1	1-11-1/2	2.53	1.75	2.02

## Female Pipe Thread Nipples



Part #	Body Size	Thread Size NPTF	Dimensions			
			Overall Length D	Exposed Length E	Hex Size F	Largest Dia G
PW-SSTN-1/8F	1/8	1/8-27	.98	.57	.56	.65
PW-SSTN-1/4F	1/4	1/4-18	1.46	.74	.75	.87
PW-SSTN-3/8F	3/8	3/8-18	1.62	.96	.88	1.59
PW-SSTN-1/2F	1/2	1/2-14	1.85	.95	1.13	1.30
PW-SSTN-3/4F	3/4	3/4-14	2.15	1.09	1.38	1.59
PW-SSTN-1F	1	1-11-1/2	2.35	1.18	1.63	1.88

## Male Pipe Thread Nipples



Part #	Body Size	Thread Size NPTF	Dimensions			
			Overall Length D	Exposed Length E	Hex Size F	Largest Dia G
PW-SSTN-1/8M	1/8	1/8-27	1.04	.63	.44	.51
PW-SSTN-1/4M	1/4	1/4-18	1.53	.81	.56	.65
PW-SSTN-3/8M	3/8	3/8-18	1.69	.86	.69	.79
PW-SSTN-1/2M	1/2	1/2-14	1.94	1.01	.88	1.01
PW-SSTN-3/4M	3/4	3/4-14	2.19	1.11	1.06	1.23
PW-SSTN-1M	1	1-11-1/2	2.51	1.34	1.38	1.59

## Windshield Wiper/Vacuum Tubing



Part #	Inside Dia	Length	Description
HBD5300-01001	3/32	50'	Similar to SAE J1037 specification; Windshield washer, vacuum, and emissions systems for power accessories applications; Temperature resistance of -40°F to +250°F; Maintains flexibility even at low temperatures; Will not deteriorate from heat, weather, or ozone; Black cover and low pressure EPDM tube; No reinforcement or branding
HBD5300-02001	7/65	50'	
HBD5300-03001	5/32	50'	
HBD5300-04001	7/32	50'	
HBD5300-05001	9/32	50'	

## Fuel Line and PVC Hose



Part #	Inside Dia	Length	Description
HBD6675-03266	3/16	25'	Exceeds burst requirements of SAE 30R6 specifications; Size SAE 30R6 KX Date; Made in the USA branding; Designed for conveying gasoline, E-85, diesel, and bio-diesel fuels in cars, trucks, buses, etc.; Withstands oil, grease, abrasion, and ozone; Black color NBR/PVC cover; NBR tube with two spiral polyester reinforcements; Temperature resistance of -40°F to +212°F
HBD6675-03298	3/16	250'	
HBD6675-04226	1/4	25'	
HBD6675-04298	1/4	250'	
HBD6675-05226	5/16	25'	
HBD6675-05298	5/16	250'	
HBD6675-06226	3/8	25'	
HBD6675-06298	3/8	250'	

## FI-Plus Fuel Injection Hose



Part #	Inside Dia	Length	Part #	Inside Dia	Length
HBD6679-04210	1/4	10'	HBD6679-06210	3/8	10'
HBD6679-05210	5/16	10'			

## Red Standard Heater Hose



Part #	Inside Dia	Length	Description
HBD4701-08151	1/2	50'	TH-STD-HH and SAE 20R3, Class D2, SAE J2387 specification; Red standard style and grade; Replacement for OE hose on most cars and light trucks for higher under-hood temperatures; Withstands the abuse of corrosive solutions and additives and resists weathering to provide a long, trouble-free service life; Red cover, EPDM tube with two spiral polyester reinforcements; Temperature resistance of -40°F to +257°F - not for steam use
HBD4701-10151	5/8	50'	
HBD4701-12151	3/4	50'	

## Red Premium Thermal Heater Hose



Part #	Inside Dia	Length	Description
HBD4712-08151	1/2	50'	SAE 20R3, Class D2 and SAE J2387 specification; Red premium style and grade - replacement for OE hose on most cars and light trucks for higher under-hood temperatures; EPDM cover with a red color and EPDM tube reinforced with four spiral polyesters for extra strength; Temperature resistance of -40°F to +257°F - not for steam use; Withstands the abuse of corrosive solutions and additives; Resists weathering to provide a long, trouble-free service life; Blue insulating layer helps minimize heat loss
HBD4712-10151	5/8	50'	
HBD4712-12151	3/4	50'	
HBD4712-16151	1	50'	

# HOSE & TUBING

## Heater and Coolant Hose



Part #	Inside Dia	Length	Description
HBD4703-08151	1/2	50'	Premium SAE 20R3, Class 2 and SAE J2387 and Standard SAE 20R3 specification similarities; Withstands the abuse of corrosive solutions and additives while resisting weather to provide long, trouble-free service life; EPDM tube with a black cover; OEM temperature range of -40°F to +257°F; Standard temperature range of -40°F to +212°F
HBD4703-10151	5/8	50'	
HBD4703-12151	3/4	50'	
HBD4703-16151	1	50'	

04



## Heavy Duty Heater Hose

Part #	Inside Dia	Length	Description
CRP31120	5/8	50'	SAE 20R3, Class R and Grade 1A specifications; Heavy duty truck/bus hose application; EPDM tube with black cover; Standard temperature range of -40°F to +212°F
CRP30718	3/4	50'	
CRO30722	1	50'	

## Impact Tool Air Hose



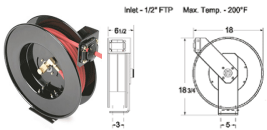
Part #	Hose ID	Male Pipe	Work Press	Length	Description
HBD1145-80416	3/8	1/4	250PSI	25'	Designed for tough service stations and shop air tool applications; EPDM tube and cover with four spiral polyester reinforcement that keeps the hose kink-resistant and flexible in extreme temperatures; Temperature resistance of -40F to +212F - not for steam use; Red cover is abrasion-resistant, weather-resistant, and ozone-resistant; Available coupled with brass fittings or uncoupled on reels; Thermoid 3/8" Impact Tool Air Hose (UPC) and Thermoid 1/2" HD Impact Tool Air Hose (UPC) are made in the USA.
HBD1145-80419	3/8	1/4	250PSI	50'	
HBD1145-80421	5/8	1/2	250PSI	50'	

## Recoil Nylon Air Hose



Part #	Hose ID	Male Pipe	Work Press	Length	Part #	Hose ID	Male Pipe	Work Press	Length	Description
COR2019	1/4	1/4	200PSI	12'	COR2023	3/8	3/8	200PSI	25'	Assembled with spring guards, tube inserts, and standard compression fittings. Allows full flow of air to connect to any tool and one end swivels. Stretches and recoils.
COR2020	3/8	3/8	200PSI	12'	COR2025	1/4	1/4	200PSI	50'	
COR2022	1/4	1/4	200PSI	25'	COR2026	3/8	3/8	200PSI	50'	

## Low Pressure Hose Reels



Part #	Hose ID	Operating Pressure	Length	Description
HOS-LC350	3/8	300PSI	50'	Ideally suited for plant maintaining, service trucks, and many other industrial functions where hose storage is a problem. Standard hose for air, water, and water-based solutions.
HOS-LC370	3/8	300PSI	50'	
HOS-LC350	1/2	300PSI	50'	

## Heater Hose Parts and Valves

### 45° Shut Off Valve - Steel



Part #	Hose ID	Pipe Thread	Quantity
COR885-106	5/8	3/8	1

### 90° Shut Off Valve - Steel



Part #	Hose ID	Pipe Thread	Quantity
COR881S-106	5/8	3/8	1
COR881S-126	3/4	3/8	1

### In-Line Shut Off Valve



Part #	Hose ID	Pipe Thread	Qty	Part #	Hose ID	Pipe Thread	Qty
COR880-88	1/2	1/2	1	COR880-1212	3/4	3/4	1
COR880-1010	5/8	5/8	1	COR880-1616	1	1	1

### 45° Hose Connector



Part #	Hose ID	Male Pipe Thread	Qty	Part #	Hose ID	Male Pipe Thread	Qty
COR1717-106	5/8	3/8	1	COR1717-128	3/4	1/2	1

### 90° Hose Connector



Part #	Hose ID	Male Pipe Thread	Qty	Part #	Hose ID	Male Pipe Thread	Qty
COR1716-106	5/8	3/8	1	COR1716-126	3/4	3/8	1
COR1716-108	5/8	1/2	1	COR1716-128	3/4	1/2	1



# HOSE & TUBING

04



### Y Connector

Part #	Hose ID	Qty	Part #	Hose ID	Qty
COR1719-10	5/8	1	COR1719-12	3/4	1



### Steel Nipple

Part #	Hose ID	Male Pipe Thread	Qty	Part #	Hose ID	Male Pipe Thread	Qty
COR1712-86	1/2	3/8	1	COR1712-128	3/4	1/2	1
COR1712-104	5/8	1/4	1	COR1712-166	1	3/8	1
COR1712-106	5/8	3/8	1	COR1716-168	1	1/2	1
COR1712-108	5/8	1/2	1	COR1712-1612	1	3/4	1
COR1712-126	3/4	3/8	1				



### Hose Splicer

Part #	Hose ID	Qty	Part #	Hose ID	Qty	Part #	Hose ID	Qty
COR1720-8	1/2	1	COR1720-10	5/8	1	COR1720-12	3/4	1



### Reducing Hose Splicer

Part #	Hose ID	Qty	Part #	Hose ID	Qty	Part #	Hose ID	Qty
COR1721-108	5/8X1/2	1	COR1720-1210	3/4X5/8	1	COR1721-1612	1X3/4	1



### T Splicer

Part #	Hose ID	Qty	Part #	Hose ID	Qty
COR1718-10	5/8	1	COR1718-12	3/4	1

### ARO Design Pneumatic Disconnects

Design is characteristic of the ARO-210 series. Requires a coupler of proper matching design. Pilot is 1/8" longer and ball groove is nearly round. Similar appearance of the Industrial/Milton Interchange" design. Can be easily distinguished.



### Plug

Part #	Body Size	NPT	Qty
PLE12-324	1/4"	1/4" Male	1/10



### Plug

Part #	Body Size	NPT	Qty
PLE12-334	1/4"	1/4" Female	1/10



### Push Coupler

Part #	Body Size	NPT	Qty
PLE13-774	1/4"	1/4" Male	1/5



### Coupler

Part #	Body Size	NPT	Qty
PLE13-324	1/4"	1/4" Male	1/5



### Coupler

Part #	Body Size	NPT	Qty
PLE13-334	1/4"	1/4" Female	1/5

### Coupler & Plug Interchanges

Tru-Flate	Safeway	Parker	Milton
12-321	S801-2M	A2C	777
12-334	S801-1F	A3C	778
13-324	-	-	776
13-334	S805-2	B53	775
13-774	-	-	-

### Lincoln Design Pneumatic Disconnects

"Lincoln Long-Stem". Most easily identified design. Long 3/4" pilot is distinctive. Cannot be confused with other designs. Will only mate with couplers of matching designs and size.



### Plug

Part #	Body Size	NPT	Qty
PLE12-424	1/4"	1/4" Male	1/10



### Coupler

Part #	Body Size	NPT	Qty
PLE13-434	1/4"	1/4" Female	1/10



### Plug

Part #	Body Size	NPT	Qty
PLE12-434	1/4"	1/4" Female	1/10

### Coupler & Plug Interchanges

Tru-Flate	Safeway	Parker	Milton
12-424	11659	L2C	791
14-434	11661	L3C	792
13-424	-	B72	794
13-434	815	B73	790



### Coupler

Part #	Body Size	NPT	Qty
PLE13-424	1/4"	1/4" Male	1/10

# HOSE & TUBING

## Tru-Flate Design Pneumatic Disconnects

Easily recognized - shortest plug pilot in the industry; Wide metal section between the ball groove and the pilot; Sealing surface on the end of the plug is wider than other "interchange" designs; Provides better sealing characteristics and a longer life seal

04



### Plug

Part #	Body Size	Male NPT	Qty
PLE12-124	1/4"	1/4"	1/10
PLE12-602	3/8"	1/4"	1/10
PLE12-604	3/8"	3/8"	1/10
PLE12-702	1/2"	3/8"	1/10
PLE12-704	1/2"	1/2"	1/10
PLE12-705	1/2"	1/2"	1/10



### Plug

Part #	Body Size	Swivel Male NPT	Qty
PLE12-127	1/4"	1/4"	1/10



### Plug

Part #	Body Size	Hose Bare ID	Qty
PLE12-117	1/4"	1/4"	1/10



### Coupler

Part #	Body Size	Male NPT	Qty
PLE13-124	1/4"	1/4"	1/5
PLE13-602	3/8"	1/4"	1/5
PLE13-604	3/8"	3/8"	1/5
PLE13-705	1/2"	1/2"	1/5



### Plug

Part #	Body Size	Female NPT	Qty
PLE12-134	1/4"	1/4"	1/10
PLE12-610	3/8"	1/4"	1/10
PLE12-612	3/8"	3/8"	1/10
PLE12-712	1/2"	1/2"	1/10
PLE12-713	1/2"	1/2"	1/10



### Plug

Part #	Body Size	Swivel Female NPT	Qty
PLE12-137	1/4"	1/4"	1/10



### Coupler

Part #	Body Size	Female NPT	Qty
PLE13-134	1/4"	1/4"	1/5
PLE13-138	1/4"	3/8"	1/5
PLE13-610	3/8"	1/4"	1/5
PLE13-611	3/8"	1/4"	1/5
PLE13-612	3/8"	3/8"	1/5
PLE13-613	3/8"	3/8"	1/5
PLE13-712	1/2"	1/2"	1/5
PLE13-713	1/2"	1/2"	1/5

## Coupler & Plug Interchanges

Tru-Flate	Parker	Milton	Tru-Flate	Parker	Milton
12-124	2C	783	12-713	-	-
12-127	-	-	13-124	B12	786
12-134	3C	784	13-134	B13	785
12-137	-	-	13-138	-	788
12-117	8C	783-4	13-602	-	1804
12-602	0E	1809	13-604	14	1803
12-604	2E	1807	13-610	15C	1803
12-610	1E	1810	13-611	15C	1803
12-612	3E	1812	13-612	15	1805
12-702	0F	1819	13-616	15	1805
12-704	2F	1817	13-705	16	1817
12-705	2F	1817	13-716	17	1815
12-712	3F	1818	13-713	17	1815

## Industrial/Milton Design Pneumatic Disconnects

Conforms to ANSI (NFPA) T3.20.14-1990 dimensions; Milton, Hansen, Aro, Lincoln & Schrader have adopted the design; Willwork with either "sleeve" type or "push" type couplers; Can be identified by its 3/16" pilot and flat-bottomed "V"-shaped ball groove; No matter what the coupler looks like, if it mates with this splug, it is an "Industrial/Milton Interchange" design



### Plug

Part #	Body Size	Male NPT	Qty
PLE12-224	1/4"	1/4"	1/10
PLE12-226	1/4"	3/8"	1/10
PLE12-525	3/8"	1/4"	1/10
PLE12-526	3/8"	3/8"	1/10
PLE12-752	1/2"	1/2"	1/10



### Plug

Part #	Body Size	Swivel Male NPT	Qty
PLE12-229	1/4"	1/4"	1/10



### Plug

Part #	Body Size	Female NPT	Qty
PLE12-234	1/4"	1/4"	1/10
PLE12-236	1/4"	1/4"	1/10
PLE12-535	3/8"	1/4"	1/10
PLE12-536	3/8"	3/8"	1/10
PLE12-762	1/2"	1/2"	1/10



### Plug

Part #	Body Size	Hose Barb ID	Qty
PLE12-264	1/4"	1/4"	1/10
PLE12-266	1/4"	3/8"	1/10



### Coupler

Part #	Body Size	Male NPT	Qty
PLE13-224	1/4"	1/4"	1/5
PLE13-226	1/4"	3/8"	1/5
PLE13-525L	3/8"	1/4"	1/5
PLE13-526	3/8"	3/8"	1/5
PLE13-715	1/2"	1/2"	1/5



### Coupler

Part #	Body Size	Hose Barb ID	Qty
PLE13-264	1/4"	1/4"	1/5
PLE13-266	1/4"	3/8"	1/5



### Coupler

Part #	Body Size	Female NPT	Qty
PLE13-234	1/4"	1/4"	1/5
PLE13-236	1/4"	3/8"	1/5
PLE13-536	3/8"	3/8"	1/5
PLE13-762	1/2"	1/2"	1/5



### Push Coupler

Part #	Body Size	Male NPT	Qty
PLE13-756	1/4"	1/4"	1/5




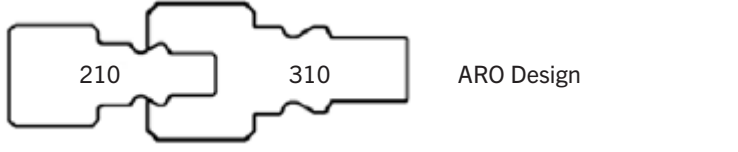
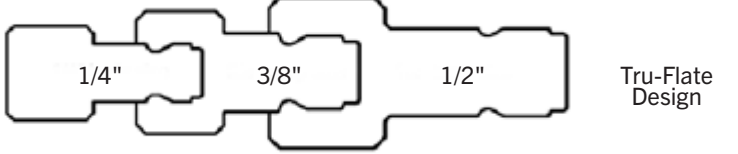
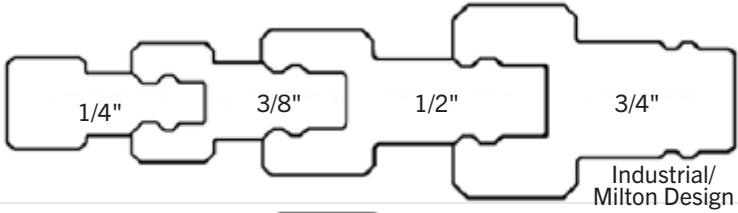
### Push Coupler

Part #	Body Size	Female NPT	Qty
PLE13-753	1/4"	1/4"	1

# HOSE & TUBING

## Coupler & Plug Interchanges

Tru-Flate	Safeway	Parker	Milton
12-224	S821-2M	H2C	727
12-226	-	H2C-E	733
12-229	-	-	-
12-234	S821-2F	H3C	728
12-236	-	H3C-E	732
12-264	-	H8C	736
12-266	-	H9C	736-6
12-525	-	H0E	-
12-526	S821-3M	H2E	1837
12-536	S821-3F	H3E	1838
12-752	-	H2F	1857
12-762	-	H3F	1858
13-224	S825-2M	B22	716
13-226	-	B22E	719
13-234	S825-2	B23	715
13-236	-	B23E	718
13-264	-	B20-3B	717
13-266	-	-	717-6
13-753	-	-	-
13-756	-	-	-
13-525L	S825-3-2M	24C	-
13-526	S825-3M	24	1836
13-536	S825-3	25	1835
13-705	-	-	-
13-712	-	B37	1815



## S10 Series Safeway Hydraulics Quick Action Couplings



Steel Part Numbers		Description		Max Operating Pressure Steel (S)		Quick couplers in hardened steel. General purpose, double shut-off quick coupling. Capable of containing a wide variety of fluids - primarily used for transferring hydraulic fluid - can also be used with water, steam, chemicals, and some gases. Stationary and mobile industrial applications - meets dimensional requirements of ISO 7241-1 Series B, the most widely used Industrial Interchange. Durable, guaranteed leak-free seal provided by double shut-off poppet style valving with captive poppet seal. Heavy duty detent ball latch design for reliable connection time and time again. Rugged, high quality carbon steel valving and retainers. No powdered metal parts.
Female Body Half	Male Tip Half	Body Size	Thread & Description	PSI	(BAR)	
S105-1	S101-1	1/8"	1/8" Female Pipe	5000	(345)	
S105-2	S101-2	1/4"	1/4" Female Pipe	5000	(345)	
S105-2-6	S101-2-6	1/4"	9/16-18" Female ORB	5000	(345)	
S105-3	S1041-3	3/8"	3/8" Female Pipe	4000	(276)	
S105-3-8	S101-3-8	3/8"	3/8-16" Female ORB	4000	(276)	
S105-4	S101-4	1/2"	1/2" Female Pipe	4000	(276)	
S105-4-10	S101-4-10	1/2"	7/8-14" Female ORB	4000	(276)	
S105-6	S101-6	3/4"	3/4" Female Pipe	3500	(241)	
S105-6-12	S101-6-12	3/4"	1-1/16-12" Female Pipe	3500	(241)	
S105-8	S101-8	1"	1" Female Pipe	3000	(207)	
S105-8-16	S101-8-16	1"	1-5/16-12" Female ORB	3000	(207)	

## S51 Series Safeway Hydraulics Quick Action Couplings



Part Numbers		Description			Operating Pressure Maximum		Heavy duty double shut-off quick couplings. Minimum spill thread to connect, fluid transfer quick couplings designed for use with most industrial fluids - applications include "wet line kits" used widely on dump trailers, mobile drilling rigs, mining equipment, large mobile equipment, salt spreaders, and chemical transfer units. Can be connected under full system pressure by rotating the female threaded heavy duty, ductile, cast iron wing nut or steel hex nut onto the mating male threaded tip (nipple). Brass body, tip and poppet, combined with a rugged steel valve, provide corrosion resistance and durability. Rugged, high quality machined carbon steel valve - no powdered metal parts. Minimal air inclusion during connection and minimum fluid spillage during disconnection.
Female Body Half	Male Tip Half	Body Size	Locking Style	Thread & Description	PSI	(BAR)	
S515W-6-1/2	S511-6-1/2	3/4"	Wing Hex Nut	1/2" Female Pipe	3000	(207)	
S515H-6-1/2	S511-6-1/2	3/4"	Hex Nut	1/2" Female Pipe	3000	(207)	
S515W-6	S511-6	3/4"	Wing Hex Nut	3/4" Female Pipe	3000	(207)	
S515H-6	S511-6	3/4"	Hex Nut	3/4" Female Pipe	3000	(207)	
S515W-8	S511-8	1"	Wing Hex Nut	1" Female Pipe	3000	(207)	
S515H-8	S511-8	1"	Hex Nut	1" Female Pipe	3000	(207)	
S515W-10	S511-10	1-1/4"	Wing	1-1/4" Female Pipe	2500	(172)	
S515H-10	S511-10	1-1/4"	Hex Nut	1-1/4" Female Pipe	2500	(172)	

# HOSE & TUBING

04



## S56 Series Safeway Hydraulics Quick Action Couplings

Part Numbers		Description		Operating Pressure Maximum		Versatile hydraulic and fluid transfer couplings. General purpose, double shut-off quick coupling capable of containing a wide variety of fluids - rugged construction and low pressure drop is ideal for a variety of applications including plant maintenance, skid steer loaders, snow plows, mining, dump trucks, gooseneck trailers, and chemical transfer lines. Found anywhere a dependable connection and disconnection of a fluid transfer line is required. Meets dimensional requirements of ISO 7241-1 Series A. Heavy duty detent ball latch design for reliable connection time and time again. Unique poppet/seat design allows no extrusion gap, minimizing seat degradation under extremem pressures. Stainless steel valve spring an dretainer rings come standard.
Female Body Half	Male Tip Half	Body Size	Thread & Description	PSI (BAR)		
				PSI	(BAR)	
S565-2	S561-2	1/4"	1/4" Female Pipe	5000	(345)	
S565-3	S561-3	3/8"	3/8" Female Pipe	4500	(310)	
S565-3-6	S561-3-6	3/8"	9/16-18" Female ORB	4500	(310)	
S565-4	S561-4	1/2"	1/2" Female Pipe	4000	(276)	
S565-4-8	S561-4-8	1/2"	3/4-16" Female ORB	4000	(276)	
S565-4-10	S561-4-10	1/2"	7/8-14" Female ORB	4000	(276)	
S565-6	S561-6	3/4"	3/4" Female Pipe	4000	(276)	
S565-6-12	S561-6-12	3/4"	1-1/16-12" Female ORB	4000	(276)	
S565-8	S561-8	1"	1" Female Pipe	4000	(276)	
S565-8-16	S561-8-16	1"	1-5/16-12" Female ORB	4000	(276)	

## SH20 Series Safeway Hydraulics Quick Action Couplings



Part Numbers		Description		Operating Pressure Maximum		General purpose hydraulic fluid transfer couplings. Double shut-off quick coupling capable of containing a wide variety of fluids - found anywhere a dependable connection and disconnection of a fluid transfer line is required. Can be found on garden tractors, self-propelled combined, skid steer loaders, wire pullers, and hydraulic presses. Interchange has been widely used on both mobile and industrial applications. Machined from solid steel bar stock and critical parts are hardened for long service life. Compact dsign with smooth reliable ball latch connection.
Female Body Half	Male Tip Half	Body Size	Thread & Description	PSI (BAR)		
				PSI	(BAR)	
SH25-2	SH21-2	1/4"	1/4" Female Pipe	6000	(414)	
SH25-2P	SH21-2P	1/4"	1/4" Female Pipe	6000	(414)	
SH25-14	SH21-14	1/4"	9/16-18" Female ORB	6000	(414)	
SH25-14P	SH21-14P	1/4"	9/16-18" Female ORB	6000	(414)	
SH25-2-3P	SH21-2-3P	1/4"	3/8" Female Pipe	6000	(414)	

## S20 Series Safeway Hydraulics Quick Action Couplings



Part Numbers		Description		Operating Pressure Maximum		Reliable, economical, general purpose couplings. General purpose, double shut-off fluid transfer quick coupling with either a rugged ball valve or leak-free, high flow poppet valve. Primarily used on agricultural equipments - series is original equipment on snow plows, garden tractors, full size tractors, front-end loaders, skid steer loaders, eart moving - and mining equipment. Recognized as an economical and reliable coupling. Reliable and durable ball locking mechanism provides smooth operation time after time. One way sleeve design allows implement break away when the coupling is clamp mounted.
Female Body Half	Male Tip Half	Body Size	Thread & Description	PSI (BAR)		
				PSI	(BAR)	
S25A-2	S41-2	1/4"	1/4" Female Pipe	3000	(207)	
S25A-2P	S41-2P	1/4"	1/4" Female Pipe	3000	(207)	
S25-3	S41-3	3/8"	3/8" Female Pipe	3000	(207)	
S25-3P	S41-3P	3/8"	3/8" Female Pipe	3000	(207)	
S25-4	S71-4	1/2"	1/2" Female Pipe	3000	(207)	
S25-4P	S71-4P	1/2"	1/2" Female Pipe	3000	(207)	
S25-4P-BSP	S561-4-BSP	1/2"	G 1/2" BSPP Female	4000	(276)	
S25-15	S71-15	1/2"	3/4-16" Female ORB	3000	(207)	
S25-15P	S71-15P	1/2"	3/4-16" Female ORB	3000	(207)	
S25-16	S71-16	1/2"	7/8-14" Female ORB	3000	(207)	
S25-16P	S71-16P	1/2"	7/8-14" Female ORB	3000	(207)	
S25F-6	S21F-6	3/4"	3/4" Female Pipe	3000	(207)	
S25-8P	S21-8P	1"	1" Female Pipe	3000	(207)	

## S40 Series Safeway Hydraulics Quick Action Couplings



Part Numbers		Description		Operating Pressure Maximum		One hand operation, general purpose couplings. General purpose, double shut-off fluid transfer quick couplings with either a rugged ball valve or leak-free, high flow poppet valve. Used wherever the ease and convenience of one hand connection or disconnection is desired. Original equipment on a variety of agricultural and mobile equipment. Reliable and durable ball locking mechanism provides smooth operation time and time again. Critical parts are hardened for longer service life. Two-way sleeve design allows implement breakaway when the coupling is clamped or bulkhead mounted.
Female Body Half	Male Tip Half	Body Size	Thread & Description	PSI (BAR)		
				PSI	(BAR)	
S45-2	S41-2	1/4"	1/4" Female Pipe	3000	(207)	
S45-2P	S41-2P	1/4"	1/4" Female Pipe	3000	(207)	
S45-3	S41-3	3/8"	3/8" Female Pipe	3000	(207)	
S45-3	S41-3P	3/8"	3/8" Female Pipe	3000	(207)	
S45-3P-BSP	S41-3P-BSP	3/8"	G 3/8"BSPP Female	3000	(207)	
S45-36	S41-36	3/8"	M16-1.5 Female Metric	3000	(207)	
S45-4	S71-4	1/2"	1/2" Female Pipe	3000	(207)	
S45-4P	S71-4P	1/2"	1/2" Female Pipe	3000	(207)	
S45-4P-BSP	S561-4P-BSP	1/2"	G 1/2" BSPP Female	4000	(276)	
S45-15	S71-15	1/2"	3/4-16" Female ORB	3000	(207)	
S45-15P	S71-15P	1/2"	3/4-16" Female ORB	3000	(207)	
S45-6	S71-6	1/2"	3/4" Female Pipe	3000	(207)	
S45-6P	S71-6P	1/2"	3/4" Female Pipe	3000	(207)	

## FFEC49 Series Safeway Hydraulics Quick Action Couplings



Part Numbers	Description		Connect-Under-Pressure Maximum		Operating Pressure Maximum		
	Complete Coupler	Body Size	Thread & Descrip	PSI	(BAR)	PSI	(BAR)
FFEC491-4	1/2"	1/2" Female Pipe	3000	(207)	4000	(276)	Flush face, non-spill, connect under pressure quick coupling. Allows one hand connection with trapped residual pressure in the nipple. Used in the mobile equipment and construction markets on hydraulic attachments for skid steer loaders and hydraulic tools. Ideal use in environments where thermal expansion of trapped fluid from temperature change or exposure to sun makes connection of hte mating half diffiuclt. Minimum air inclusion during connection and minimum fluid spillage during disconnection. Heavy duty steel construction. Bi-directional flow. Hardened locking surface.

## S70 Series Safeway Hydraulics Quick Action Couplings



Part Numbers		Description		Operating Pressure Maximum	
Female Body Half	Male Tip Half	Body Size	Thread & Description	PSI	(BAR)
S75-4	S71-4	1/2"	1/2" Female Pipe	3000	(207)
S75-4	S71-4P	1/2"	1/2" Female Pipe	3000	(207)
S75-4-BSP	S71-4P-BSP	1/2"	G 1/2" BSPP Female	3000	(207)
S75-15	S71-15	1/2"	3/4-16" Female ORB	3000	(207)
S75-15	S71-15P	1/2"	3/4-16" Female ORB	3000	(207)
S75-16	S71-16	1/2"	7/8-14" Female ORB	3000	(207)
S75-16	S71-16P	1/2"	7/8-14 ORB	3000	(207)

One Hand Connection Under Full System Pressure Couplings; Unique internal valving, combined with two-way sleeve feature, allowing one hand connection under full system pressure; Body half can be mated to either a ball valve or poppet valve ISO male tip (nipple); Used primarily with agricultural equipment; Original on full size tractors and front end loaders; Used when connection and disconnection uder pressure, without the use of tools; After connection, the hydraulic circuit automatically opens when the hydraulic system is operated; Critical parts are hardened for long service life; May be used with either an open center or closed center hydraulic system that has a control valve.

## FF49 Series Safeway Hydraulics Quick Action Couplings



Part Numbers		Description		Operating Pressure	
Female Body Half	Male Tip Half	ISO Body	Thread & Description	Max PSI	Max (BAR)
FF495-3	FF491-3	3/8"	3/8" Female Pipe	10000	(690)
FF495-3M	FF491-3	3/8"	3/8" Male/3/8" Female Pipe	10000	(690)
FF495-3-8	FF491-3-8	3/8"	3/4-16" Female ORB	10000	(690)
FF495-3-1/2	FF491-3-1/2	3/8"	1/2" Female Pipe	10000	(690)
FF495-6	FF491-6	1/2"	3/4" Female Pipe	6000	(414)
FF495-6-1/2	FF491-6-1/2	1/2"	1-1/16-12" Female ORB	6000	(414)

Flush face, heavy duty, non-spill quick couplings. Provide rugged flush face valving for non-spilling dry breaks and allow one-hand push to connect with safety sleeve lock standard. For use in hydraulic hand tools, overhead bucket hoists, skid steer loaders, and wherever spillage can constitute a safety environmental hazard. Interchangeable with couplings meeting ISO 16028 dimensional requirements while exceeding performance requirements. Minimal air inclusion during connection and minimum fluid spillage during disconnections. Easy cleaning allowed bu rugged flush face valving to minimize system contamination. Standard sleeve lock feature prevents unintended disconnections. Additional detent (locking) balls greatly improve durability and increase pressure containments.

## S30 Series Safeway Hydraulics Quick Action Couplings



Part Numbers		Description		Operating Pressure Maximum	
Female Body Half	Male Tip Half	Body Size	Thread & Description	PSI	(BAR)
S35-2P	S31-2P	1/4"	1/4" Female/ Male Pipe	10000	(690)
S35-3P	S31-3P	3/8"	3/8" Female/ Male Pipe	10000	(690)

Dependable high pressure and high flow workhorse. Special purpose, double shut-off fluid transfer quick coupling providing significantly less pressure drop that couplings of the same type. Threaded sleeve locking mechnaism mates the coupling halves and allows connection under pressure up to a maximum of 1000psi. Heavy duty poppet valving - while fully interchangeable wit ball check models and eliminated low pressure leakage. Designed for extreme high pressure applications including portable hydraulic rams, wire pullers, and frame straightening equipment. Full-flow design provides less than half the pressure loss of other brands, allowing for quicker ram response. Machined from solid steel bar stock.

# HOSE & TUBING

04



## FFE49 Series Safeway Hydraulics Quick Action Couplings

Part Numbers		Description		Operating Pressure Maximum	
Female Body Half	Male Tip Half	Body Size	Thread & Description	PSI	(BAR)
FFE495-2	FFE491-2	1/4"	1/4" Female NPT	5000	(345)
FFE495-4	FFE491-4	1/2"	1/2" Female NPT	4000	(276)
FFE495-4-3/4	FFE491-4-3/4	1/2"	3/4" Female NPT	4000	(276)
FFE495-4-10	FFE491-4-10	1/2"	7/8-14" Female ORB	4000	(276)
FFE495-4-12	FFE491-4-12	1/2"	1-1/16-12" Female ORB	4000	(276)
FFE495-6	FFE491-6	3/4"	3/4" Female NPT	4000	(276)
FFE495-6-1	FFE491-6-1	3/4"	1" Female NPT	4000	(276)
FFE495-6-16	FFE491-6-16	3/4"	1-5/16-12" Female ORB	4000	(276)
FFE495-8	FFE491-8	1"	1" Female NPT	3000	(207)
FFE495-8-114	FFE491-8-114	1"	1-1/4" Female NPT	3000	(207)
FFE49-8-20	FFE491-8-20	1"	1-5/8-12" Female ORB	3000	(207)

Flush face, non-spill, push to connect, fluid transfer quick coupling designed for use with most industrial fluids. Interchangeable with quick couplings meeting Industry Standard ISO 16028 dimensional requirements. Applications include skid steer loaders, power utility, construction, and agricultural equipment, and hydraulic hand tools. Use whenever spillage can result in safety or environmental hazard, when air inclusion during connection to a hydraulic system cannot be tolerated, and when international interchangeability with other brands is required. Smooth, one-hand, push to connect locking mechanism. Rugged flush face valving allows easy cleaning to minimize system contamination. Maximum flow for quick system response - heat treated surfaces resist wear.

## Dust Caps and Plugs



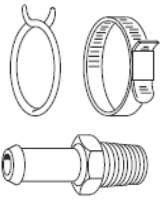
Dust Plug Part #	Dust Cap Part #	Use w/ Series	Steel	Molded Rubber	Description
S14-2	S19-2	S10	YES	NO	Protective dust caps and plugs are available in molded rubber or steel in a variety of sizes. They help reduce contamination of the hydraulic system and improve service life of the body half (coupling) and the mating tip half (nipple). A molded combination of cap and plug is available. Other colors of molded rubber are available upon request.
S14-3	S19-3	S10	YES	NO	
S14-4	S19-4	S10	YES	NO	
S14-6	S19-6	S10	YES	NO	
S14-8	S19-8	S10	YES	NO	
S54-2	S59-2	S56	YES	NO	
S54-3	S59-3	S56	YES	NO	
S54-4	S59-4	S56	YES	NO	
S44-4	S49-4	S56	YES	YES	
S54-6	S59-6	S56	YES	NO	
S54-8	S59-8	S56	YES	NO	
FF494-3	FF499-3	FF49	YES	NO	
S34-2	S39-2	S30	YES	NO	
S34-3	S39-3	S30	YES	NO	
S44-2	S49-2	SH20, S20, S40	NO	YES	
S44-3	S49-3	S20, S40	NO	YES	
S44-4	S49-4	S20, S40, S70	NO	YES	
S54-4	S59-4	S20, S40, S70	YES	NO	

# 05

## FITTINGS

'B' Series	120
Brass Pipe	123
Brass Inverted Flare	126
Brass SAE 45° Flare	128
Brass Compression	130
Brass Air Brake Nylon Tube	131
Brass Air Brake Copper Tube	133
Brass Quick Connect Air Brake	134
Transmission Brass	136
Draincocks	136
Needle, Truck, & Ball Valves	137
Ground Plugs and Multiple Shut-Offs	138
Composite Body Push-to-Connect	139
Grease Fittings and Accessories	140

# FITTINGS



## 057 'B' Series

Low pressure air, fuel, and oil applications; Generally used for automotive, light truck, and small engine fuel line; H057, H0105\*, H0106\*, H115\*, H116\* hose compatible; CA360 brass material with pressure determined by maximum working pressure for hose; Easy to assemble - push the fitting into the hose clamp; \*Air applications only; Can be ordered as complete assembly; Assembly Instructions: Slide clamp over hose; Insert barbed end of fitting into hose; Locate band clamp in the middle of inserts and tighten; Position wire clamp behind bump on insert with H057 hose only

## Male Pipe Rigid



Part #	Hose ID	Pipe Size	Qty	Part #	Hose ID	Pipe Size	Qty	Part #	Hose ID	Pipe Size	Qty
WH05703B-102	3/16	1/8	5	WH05706B-102	1/8	1/8	5	WH05710B-106	5/8	3/8	1
WH05704B-102	1/4	1/8	5	WH05706B-104	3/8	1/4	5	WH05710B-108	5/8	1/2	1
WH05704B-104	1/4	1/4	5	WH05706B-106	3/8	3/8	5	WH05712B-108	3/4	1/2	1
WH05705B-102	5/16	1/8	5	WH05708B-106	1/2	3/8	1	WH05712B-112	3/4	3/4	1
WH05705B-104	5/16	1/4	5	WH05708B-108	1/2	1/2	1	WH05716B-112	1	3/4	1

## Male Pipe Rigid 90° Elbow



Part #	Hose ID	Pipe Size	Qty	Part #	Hose ID	Pipe Size	Qty	Part #	Hose ID	Pipe Size	Qty
WH05704B-C02	1/4	1/8	5	WH05706B-C04	3/8	1/4	5	WH05712B-C06	3/4	3/8	1
WH05705B-C02	5/16	1/8	5	WH05706B-C06	3/8	3/8	5	WH05712B-C08	3/4	1/2	1
WH05705B-C04	5/16	1/4	5	WH05710B-C06	5/8	3/8	1	WH05712B-C12	3/4	3/4	1
WH05706B-C02	3/8	1/8	5	WH05710B-C08	5/8	1/2	1				

## Inverted Male Connector



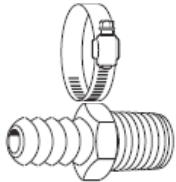
Part #	Hose ID	Pipe Size	Qty	Part #	Hose ID	Pipe Size	Qty
WH05705B-1598	5/16	1/4	5	WH05706B-1568	3/8	5/16	5
WH05705B-1560	5/16	5/16	5	WH05706B-1570	3/8	3/8	5
WH05705B-1561	5/16	3/8	5				

## SAE 45° Flare Connector



Part #	Hose ID	Pipe Size	Quantity
WH05706B-305	5/16	1/4	5

## 105 'B' Series



Can be ordered as complete assembly; Low pressure shop or service air-line application; H0105, H0106, H115, nd H116 hose compatible; CA360 brass material; Pressure is determined by maximum working pressure for hose size; Easy to assemble - push the fitting into the hose clamp; Assembly Instructions: Slide clamp over hose; Insert barbed end of fitting into hose; Locate band clamp in the middle of insert and tighten; Use 6203/6204 series clamps only.

## Barb 45° Elbow



Part #	Hose ID	Pipe Size	Qty	Part #	Hose ID	Pipe Size	Qty
WH10504B-H02	1/4	1/8	5	WH10506B-H02	3/8	1/8	5
WH10505B-H02	5/16	1/8	5	WH10506B-H04	3/8	1/4	5
WH10505B-H04	5/16	1/4	5				

## Barb 90° Elbow



Part #	Hose ID	Pipe Size	Qty	Part #	Hose ID	Pipe Size	Qty
WH10503B-C02	3/16	1/8	5	WH10505B-C02	5/16	1/8	5
WH10503B-C04	3/16	1/4	5	WH10506B-C04	3/8	1/4	5
WH10504B-C02	1/4	1/8	5	WH10506B-C06	3/8	3/8	5
WH10504B-C04	1/4	1/4	5	WH10510B-C08	5/8	1/2	1

## Barb Tee



Part #	Hose ID	Qty	Part #	Hose ID	Qty	Part #	Hose ID	Qty
WH10504B-T04	1/4	5	WH10506B-T06	3/8	5	WH10508B-T08	1/2	1
WH10505B-T05	5/16	5						

## Barb Splicer



Part #	Hose ID	Pipe Size	Qty	Part #	Hose ID	Pipe Size	Qty
WH10503B-Y03	3/16	3/16	5	WH10508B-Y08	1/2	1/2	1
WH10504B-Y04	1/4	1/4	5	WH10510B-Y10	5/8	5/8	1
WH10505B-Y05	5/16	5/16	5	WH10512B-Y08	3/4	1/2	1
WH10506B-Y06	3/8	3/8	5	WH10512B-Y12	3/4	3/4	1

05



## Male Pipe PTF Short



Part #	Hose ID	Pipe Size	Qty	Part #	Hose ID	Pipe Size	Qty	Part #	Hose ID	Pipe Size	Qty
WH10502B-102	1/8	1/8	5	WH10506B-102	3/8	1/8	5	WH10510B-108	5/8	1/2	1
WH10503B-102	3/16	1/8	5	WH10506B-104	3/8	1/4	5	WH10510B-112	5/8	3/4	1
WH10503B-104	3/16	1/4	5	WH10506B-106	3/8	3/8	5	WH10512B-106	3/4	3/8	1
WH10504B-102	1/4	1/8	5	WH10506B-108	3/8	1/2	5	WH10512B-108	3/4	1/2	1
WH10504B-104	1/4	1/4	5	WH10508B-104	1/2	1/4	5	WH10512B-112	3/4	3/4	1
WH10504B-106	1/4	3/8	5	WH10508B-106	1/2	3/8	5	WH10516B-112	1	3/4	1
WH10505B-102	5/16	1/8	5	WH10508B-108	1/2	1/2	5	WH10516B-116	1	1	1
WH10505B-104	5/16	1/4	5	WH10508B-112	1/2	3/4	5	WH10520B-116	1-1/4	1	1
WH10505B-106	5/16	3/8	5	WH10510B-106	5/8	3/8	1	WH10520B-120	1-1/4	1-1/4	1

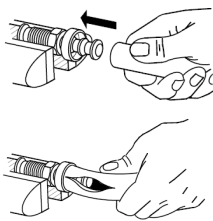
## Female Pipe NPTF



Part #	Hose ID	Pipe Size	Qty	Part #	Hose ID	Pipe Size	Qty
WH10503B-202	3/16	1/8	5	WH10506B-204	3/8	1/4	5
WH10504B-202	1/4	1/8	5	WH10506B-206	3/8	3/8	5
WH10504B-204	1/4	1/4	5	WH10506B-208	3/8	1/2	5
WH10505B-202	5/16	1/8	5	WH10508B-204	1/2	1/4	1
WH10505B-204	5/16	1/4	5	WH10508B-206	1/2	3/8	1
WH10506B-202	3/8	1/8	5	WH10512B-212	3/4	3/4	1

05

## 100 'B' Series Barb-Tite™



Low pressure shopt or service in-line applications - often used for low pressure lube and oil lines; H100, H101, H201, and H332 hose compatible; CA360 brass material; Pressure determined by maximum working pressure for hose size; Easy to assemble - push the fitting into the hose clamp; Assembly Instructions: Lubricate insert; Hose hose at angle as shown and push on and up over first barb; Continue to push straight on until hose is seated under protective plastic cap - keep hand back from hose end area so hose can expand; Disassembly Instructions: Split hose as shown - do not cut completely through hose, sealing edge of barb could be damaged; Bend hose and remove with quick pull.

## Male Pipe Rigid



Part #	Hose ID	Pipe Size	Qty	Part #	Hose ID	Pipe Size	Qty	Part #	Hose ID	Pipe Size	Qty
WH10004B-102	1/4	1/8	5	WH10006B-102	3/8	1/8	5	WH10010B-106	5/8	3/8	5
WH10004B-104	1/4	1/4	5	WH10006B-104	3/8	1/4	5	WH10010B-108	5/8	1/2	5
WH10004B-106	1/4	3/8	5	WH10006B-106	3/8	3/8	5	WH10012B-108	3/4	1/2	1
WH10005B-102	5/16	1/8	5	WH10008B-106	1/2	3/8	5	WH10012B-112	3/4	3/4	1
WH10005B-104	5/16	1/4	5	WH10008B-108	1/2	1/2	5	WH10016B-116	1	1	1

## Male Pipe Rigid 90° Elbow



Part #	Hose ID	Pipe Size	Qty	Part #	Hose ID	Pipe Size	Qty
WH10005B-C02	5/16	1/8	5	WH10006B-C02	3/8	1/8	5
WH10005B-C04	5/16	1/4	5	WH10006B-C04	3/8	1/4	5

## SAE 45° Flare Male Rigid



Part #	Hose ID	Pipe Size	Qty	Part #	Hose ID	Pipe Size	Qty
WH10004B-304	1/4	1/8	5	WH10005B-305	5/16	5/16	5
WH10004B-305	1/4	5/16	5	WH10006B-306	3/8	3/8	5

## SAE 45° Flare Female Rigid



Part #	Hose ID	Pipe Size	Qty	Part #	Hose ID	Pipe Size	Qty
WH10004B-404	1/4	1/4	5	WH10006B-406	3/8	3/8	5
WH10004B-405	1/4	5/16	5	WH10008B-406	1/2	3/8	5
WH10004B-406	1/4	3/8	5	WH10010B-410	5/8	5/8	5
WH10005B-405	5/16	5/16	5	WH10012B-412	3/4	3/4	1

## Inverted Male Swivel



Part #	Hose ID	Pipe Size	Qty	Part #	Hose ID	Pipe Size	Qty
WH10004B-B03	1/4	3/16	5	WH10005B-B06	5/16	3/8	5
WH10004B-B04	1/4	1/4	5	WH10006B-B05	3/8	5/16	5
WH10004B-B05	1/4	5/16	5	WH10006B-B06	3/8	3/8	5
WH10005B-B04	5/16	1/4	5	WH10008B-B08	1/2	1/2	1
WH10005B-B05	5/16	5/16	5				

## Inverted Female Swivel



Part #	Hose ID	Pipe Size	Qty	Part #	Hose ID	Pipe Size	Qty
WH10004B-A03	1/4	3/16	5	WH10005B-A05	5/16	5/16	5
WH10004B-A04	1/4	1/4	5	WH10006B-A05	3/8	5/16	5
WH10004B-A05	1/4	5/16	5	WH10006B-A06	3/8	3/8	5

# FITTINGS

05

## Female Pipe Swivel



Part #	Hose ID	Pipe Size	Qty	Part #	Hose ID	Pipe Size	Qty	Part #	Hose ID	Pipe Size	Qty
WH10004B-254	1/4	1/4	5	WH10004B-258	1/2	1/2	5	WH10006B-256	3/8	3/8	5
WH10004B-256	3/8	3/8	5								

## JIC 37° Female Swivel



Part #	Hose ID	Pipe Size	Qty	Part #	Hose ID	Pipe Size	Qty	Part #	Hose ID	Pipe Size	Qty
WH10004B-604	1/4	1/4	5	WH10008B-608	1/2	1/2	5	WH10012B-610	3/4	5/8	1
WH10004B-605	1/4	5/16	5	WH10008B-610	1/2	5/8	5	WH10012B-612	3/4	3/4	1
WH10005B-605	5/16	5/16	5	WH10010B-608	5/8	1/2	5	WH10016B-612	1	1	1
WH10006B-606	3/8	3/8	5	WH10010B-610	5/8	5/8	5				

## Barb Splicer



Part #	Hose ID	Pipe Size	Qty	Part #	Hose ID	Pipe Size	Qty	Part #	Hose ID	Pipe Size	Qty
WH10004B-Y04	1/4	1/4	5	WH10006B-Y06	3/8	3/8	5	WH10010B-Y10	5/16	5/8	5
WH10005B-Y05	5/16	5/16	5	WH10008B-Y08	1/4	1/2	5	WH10012B-Y12	3/4	3/4	1

## 338 'B' Series



Can be ordered as complete assembly; Air brake hose line application; H338 hose compatible; CA360 brass material; Pressure determined by maximum working pressure for hose size; Easy assembly, good selection of hose end configurations, can be used on nearly any air brake line; Brass material offers excellent resistance against corrosion advantages; Assembly Instructions: Slide nut and sleeve onto hose - make sure beveled edge of sleeve faces out toward fitting; Push hose into fittings until it bottoms; Screw nut until contact is made with body hex.

## Male Connector



Part #	Hose ID	Pipe Size	Qty	Part #	Hose ID	Pipe Size	Qty	Part #	Hose ID	Pipe Size	Qty
WH33806B-Y24	3/8	1/4	5	WH33806B-Y28	3/8	1/2	5	WH33808B-Y28	1/2	1/2	5
WH33806B-Y26	3/8	3/8	5	WH33808B-Y26	1/2	3/8	5				

## Male Connector with Spring Guard



Part #	Hose ID	Pipe Size	Qty	Part #	Hose ID	Pipe Size	Qty	Part #	Hose ID	Pipe Size	Qty
WH33806B-Y34	3/8	1/4	5	WH33806B-Y38	3/8	1/2	5	WH33808B-Y38	1/2	1/2	5
WH33806B-Y36	3/8	3/8	5	WH33808B-Y36	1/2	3/8	5				

## Female Connector



Part #	Hose ID	Pipe Size	Qty	Part #	Hose ID	Pipe Size	Qty
WH33806B-Y76	3/4	3/4-20	5	WH33808B-Y78	1/2	7/8-10	5

## Female Connector with Adapter



Part #	Hose ID	Pipe Size	Qty	Part #	Hose ID	Pipe Size	Qty	Part #	Hose ID	Pipe Size	Qty
WH33806B-Y84	3/8	1/4	5	WH33806B-Y86	3/8	3/8	5	WH33808B-Y86	1/2	3/8	5

## Adapter



Part #	Hose ID	Pipe Size	Qty	Part #	Hose ID	Pipe Size	Qty	Part #	Hose ID	Pipe Size	Qty
WH1390X6	3/8	1/4	2	WH1390X6X8	3/8	1/2	2	WH1390X8X8	1/2	1/2	2
WH1390X6X6	3/8	3/8	2	WH1390X8	1/2	3/8	2				

## Spring Guard



Part #	Hose ID	Quantity
WH33806C	3/8	5
WH33808C	1/2	5

## Nut



Part #	Hose ID	Quantity
WH33806B	3/8	10
WH33808B	1/2	5

## Nut with Spring Guard



Part #	Hose ID	Quantity
WH33806D	3/8	5
WH33808D	1/2	5

## Sleeve



Part #	Hose ID	Quantity
WH33806A	3/8	10
WH33808A	1/2	5

# FITTINGS

## Hose Mender



Part #	Hose ID	Quantity
WH33806B-Y06	3/8	5
WH33808B-Y08	1/2	2

## Hose Mender Body Only



Part #	Hose ID	Quantity
WH33806-E	3/8	5

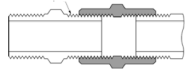
## Insert (Body Only)



Part #	Hose ID	Pipe Size	Qty	Part #	Hose ID	Pipe Size	Qty	Part #	Hose ID	Pipe Size	Qty
WH1391X6	3/8	1/4	2	WH1391X6X8	3/8	1/2	2	WH1391X8X8	1/2	1/2	2
WH1391X6X6	3/8	3/8	2	WH1391X8	1/2	3/8	2				

## Brass Pipe Fittings

Order individually by catalog number; Grease, refrigeration, instrumentation, and hydraulic systems, and fuel applications; LP and natural gas available upon special order; Listed by Underwriters Laboratories for fuel equipment, refrigeration, and gas (available upon special order); Meets specifications and standards of ASA, ADME, and SAE; CA360 brass material; Used with brass, bronze, and iron pipes; Operating pressure up to 1200psi, fair resistance to vibration with a temperature range of -65°F to +250°F; Dry seal pipe threads (NPTF) and large range sizes and configurations advantages; Assembly Instructions: Tighten approximately 2-1/2 turns past hand tight



Pipe Size (A)	Thread Size (B)	Pipe Size (A)	Thread Size (B)	Pipe Size (A)	Thread Size (B)	Pipe Size (A)	Thread Size (B)	Pipe Size (A)	Thread Size (B)
1/16	1/16-27	1/4	1/4-18	3/8	3/8-18	1/2	1/2-14	3/4	3/4-14
1/8	1/8-27								

05

## Cap



Part #	Female Pipe Thread	Qty	Part #	Female Pipe Thread	Qty	Part #	Female Pipe Thread	Qty
WH3129X2	1/8	5	WH3129X6	3/8	5	WH3129X12	3/4	2
WH3129X4	1/4	5	WH3129X8	1/2	5			

## Slotted Plug



Part #	Male Pipe Thread	Qty	Part #	Male Pipe Thread	Qty	Part #	Male Pipe Thread	Qty
WH3150X2	1/8	5	WH3150X4	1/4	5	WH3150X6	3/8	5

## Square Head Plug



Part #	Male Pipe Thread	Qty	Part #	Male Pipe Thread	Qty	Part #	Male Pipe Thread	Qty
WH3151X2	1/8	10	WH3151X6	3/8	5	WH3151X12	3/4	5
WH3151X4	1/4	10	WH3151X8	1/2	5	WH3151X16	1	2

## Hex Head Plug



Part #	Male Pipe Thread	Qty	Part #	Male Pipe Thread	Qty	Part #	Male Pipe Thread	Qty
WH3152X2	1/8	10	WH3152X6	3/8	5	WH3152X12	3/4	5
WH3152X4	1/4	10	WH3152X8	1/2	5	WH3152X16	1	2

## Hex Socket Plug



Part #	Male Pipe Thread	Qty	Part #	Male Pipe Thread	Qty	Part #	Male Pipe Thread	Qty
WH3169X2	1/8	10	WH3169X6	3/8	5	WH3169X12	3/4	2
WH3169X4	1/4	10	WH3169X8	1/2	5	WH3169X16	1	2

## Adapter



Part #	Female Pipe Thread	Male Pipe Thread	Qty	Part #	Female Pipe Thread	Male Pipe Thread	Qty
WH3200X2	1/8	1/8	5	WH3200X8X4	1/2	1/4	5
WH3200X4X2	1/4	1/8	5	WH3200X8X6	1/2	3/8	5
WH3200X4	1/4	1/4	5	WH3200X8	1/2	1/2	5
WH3200X6X2	3/8	1/8	5	WH3200X12X6	3/4	3/8	1
WH3200X6X4	3/8	1/4	5	WH3200X12X8	3/4	1/2	1
WH3200X6	3/8	3/8	5	WH3200X12	3/4	3/4	1

# FITTINGS

05

## Bushing



Part #	Male Pipe Thread	Female Pipe Thread	Qty	Part #	Male Pipe Thread	Female Pipe Thread	Qty
WH3220X4X2	1/4	1/8	5	WH3220X16X4	1	1/4	1
WH3220X6X2	3/8	1/8	5	WH3220X16X6	1	3/8	1
WH3220X6X4	3/8	3/4	5	WH3220X16X8	1	1/2	1
WH3220X8X2	1/2	1/8	5	WH3220X16X12	1	3/4	1
WH3220X8X4	1/2	1/4	5	WH3220X20X12	1-1/4	3/4	1
WH3220X8X6	1/2	3/8	5	WH3220X20X16	1-1/4	1	1
WH3220X12X2	3/4	1/8	1	WH3220X24X12	1-1/2	3/4	1
WH3220X12X4	3/4	1/4	1	WH3220X24X16	1-1/2	1	1
WH3220X12X6	3/4	3/4	1	WH3220X24X20	1-1/2	1-1/4	1
WH3220X12X8	3/4	1/2	1	WH3220X40X16	2-1/2	1	1
WH3220X12X16	3/4	3/4	1				

## Coupling



Part #	Female Pipe Thread	Qty	Part #	Female Pipe Thread	Qty	Part #	Female Pipe Thread	Qty
WH3300X2	1/8	5	WH3300X6	3/8	5	WH3300X12	3/4	1
WH3300X4	1/4	5	WH3300X8	1/2	5	WH3300X16	1	1

## Reducer Coupling



Part #	Female Pipe Thread	Female Pipe Thread	Qty	Part #	Female Pipe Thread	Female Pipe Thread	Qty
WH3300X4X2	1/4	1/8	5	WH3300X8X6	1/2	3/8	5
WH3300X6X2	3/8	1/8	5	WH3300X12X8	3/4	1/2	1
WH3300X6X4	3/8	3/4	5	WH3300X16X12	1	3/4	1
WH3300X8X4	1/2	1/4	5				

## Bulkhead Coupling



Part #	Female Pipe Thread	Thread Size B	Length	Qty	Part #	Female Pipe Thread	Thread Size B	Length	Qty
WH1348	1/8	5/8-18	1-1/2	5	WH1346	3/8	1-14	1.31	1
WH1344	1/4	3/4-16	1.50	1	WH1351	1/2	1-1/8-14	1.50	1
WH1345	1/4	3/4-16	.94	1					

## Bulkhead Coupling



Part #	Female Pipe Thread	Male Pipe Thread	Thread Size B	Length	Quantity
WH1340	1/4	1/2	3/4-16	2.16	1
WH1341	1/4	1/2	3/14-16	2.53	1

## Bulkhead Coupling



Part #	Female Pipe Thread	Male Pipe Thread	Thread Size B	Length	Quantity
WH1342	1/4	1/2	1-14	2.94	1
WH1343	1/4	1/2	1-14	3.94	1
WH1347	3/8	1/2	1-14	1-11/16	1

## Hex Nipple



Part #	Male Pipe Thread	Male Pipe Thread	Qty	Part #	Male Pipe Thread	Male Pipe Thread	Qty
WH3325X1	1/16	1/16	5	WH3325X6	3/8	3/8	5
WH3325X2X1	1/8	1/16	5	WH3325X8X4	1/2	1/4	5
WH3325X2	1/8	1/8	5	WH3325X8X6	1/2	3/4	5
WH3325X4X2	1/4	1/8	5	WH3325X8	1/2	1/2	5
WH3325X4	1/4	1/4	5	WH3325X12X8	3/4	1/2	1
WH3325X6X2	3/8	1/8	5	WH3325X12	3/4	3/4	1
WH3325X6X4	3/8	1/4	5	WH3325X24X16	1-1/2	1	1

## Close Nipple



Part #	Female Pipe Thread	Qty	Part #	Female Pipe Thread	Qty
WH3326X2	1/8	10	WH3326X12	3/4	5
WH3326X4	1/4	10	WH3326X16	1	1
WH3326X6	3/8	10	WH3362X32	2	1
WH3326X8	1/2	5			

## Long Nipple



Part #	Male Pipe Thread	Length	Qty	Part #	Male Pipe Thread	Length	Qty
WH3327X2	1/8	1-1/2	5	WH3329X12	3/4	2-1/2	1
WH3327X4	1/4	1-1/2	5	WH3329X16	1	2-1/2	1
WH3327X6	3/8	1-1/2	5	WH3329X20	1-1/4	2-1/2	1
WH3327X8	1/2	1-1/2	5	WH3329X24	1-1/2	2-1/2	1
WH3327X12	3/4	1-1/2	1	WH3329X32	2	2-1/2	1
WH3328X2	1/8	2	5	WH3330X2	1/8	3	5
WH3328X4	1/4	2	5	WH3330X4	1/4	3	5
WH3328X6	3/8	2	5	WH3330X6	3/8	3	5
WH3328X8	1/2	2	5	WH3330X8	1/2	3	2
WH3328X12	3/4	2	1	WH3330X12	3/4	3	1
WH3328X16	1	2	1	WH3330X24	1-1/2	3	1
WH3328X20	1-1/4	2	1	WH3330X32	2	3	1
WH3320X24	1-1/2	2	1	WH3331X2	1/8	3-1/2	5
WH3329X2	1/8	2-1/2	5	WH3331X4	1/4	3-1/2	5
WH3329X4	1/4	2-1/2	5	WH3331X6	3/8	3-1/2	5
WH3329X6	3/8	2-1/2	5	WH3331X8	1/2	3-1/2	1
WH3329X8	1/2	2-1/2	5	WH3331X12	3/4	3-1/2	1

05

## 90° Elbow



Part #	Female Pipe Thread	Qty	Part #	Female Pipe Thread	Qty	Part #	Female Pipe Thread	Qty
WH3500X2	1/8	5	WH3500X8	1/2	5	WH3500X16	1	1
WH3500X4	1/4	5	WH3500X12	3/4	1	WH3500X25	1-1/2	1
WH3500X6	3/8	5						

## 45° Street Elbow



Part #	Female Pipe Thread	Male Pipe Thread	Qty	Part #	Female Pipe Thread	Male Pipe Thread	Qty
WH3350X2	1/8	1/8	5	WH3350X8	1/2	1/2	5
WH3350X4	1/4	1/4	5	WH3350X12	3/4	3/4	1
WH3350X6	3/8	3/8	5	WH3350X32	2	2	1

## 90° Street Elbow

\*Low Profile



Part #	Female Pipe Thread	Male Pipe Thread	Qty	Part #	Female Pipe Thread	Male Pipe Thread	Qty
WH3400X2	1/8	1/8	5	WH3400X8X6	1/2	3/8	5
WH3400X2W*	1/8	1/8	5	WH3400X8	1/2	1/2	5
WH3400X4X2	1/4	1/8	5	WH3400X8W*	1/2	1/2	5
WH3400X4	1/4	1/4	5	WH3400X12	3/4	3/4	1
WH3400X4W*	1/4	1/4	5	WH3400X20	1-1/4	1-1/4	1
WH3400X6	3/8	3/8	5	WH3400X32	2	2	1
WH3400X6W*	3/8	3/8	5				

## Tee



Part #	Female Pipe Thread	Qty	Part #	Female Pipe Thread	Qty	Part #	Female Pipe Thread	Qty
WH3700X2	1/8	5	WH3700X8	1/2	2	WH3700X20	1-1/4	1
WH3700X4	1/4	5	WH3700X12	3/4	1	WH3700X24	1-1/2	1
WH3700X6	3/8	5	WH3700X16	1	1			

## Male Branch Tee



Part #	Female Pipe Thread	Male Pipe Thread	Qty	Part #	Female Pipe Thread	Male Pipe Thread	Qty
WH3600X2	1/8	1/8	5	WH3600X8	1/2	1/2	2
WH3600X4	1/4	1/4	5	WH3600X12	3/4	3/4	2
WH3600X6	3/8	3/8	5				

## Male Run Tee



Part #	Female Pipe Thread	Male Pipe Thread	Qty	Part #	Female Pipe Thread	Male Pipe Thread	Qty
WH3750X2	1/8	1/8	5	WH3750X8	1/2	1/2	2
WH3750X4	1/4	1/4	5	WH3750X12	3/4	3/4	1
WH3750X6	3/8	3/8	5				

# FITTINGS

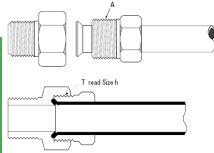
## Cross



Part #	Female Pipe Thread	Qty	Part #	Female Pipe Thread	Qty	Part #	Female Pipe Thread	Qty
WH3950X2	1/8	5	WH3950X6	3/8	1	WH3950X8	1/2	1
WH3950X4	1/4	1						

## Brass Inverted Flare Fittings

Order individually by catalog number; Applications include hydraulicbrakes, power steering, and transmission cooler lines; LP and natural gas (special order); Listed by Underwriters Laboratories for fuel equipment, refrigeration, and gas (available upon special order); Meets specifications and standards of ASA, ASME, and SAE; CA360 brass material; Used with copper, brass, aluminum, and steel hydraulic tubingthat can be flared; Operating pressure to 2000psi, excellent resistance to vibration and a temperature range of -65°F to +250°F; Very low cost, reusable, seats and threads are internal and protected; Compact,excellent vibration life advantages; **Assembly Instructions: Tighten assembly with a wrench until a solid feeling is encountered; Apply 1/6 turn.**



Tube OD	Thread Size B	Tube OD	Thread Size B	Tube OD	Thread Size B	Tube OD	Thread Size B
1/8	5/16-28	5/16	1/2-20	1/2	3/4-18	7/8	1-3/16-16
3/16	3/8-24	3/8	5/8-18	5/8	7/8-18	1	1-5/16-16
1/4	7/16-24	7/16	11/16-18	3/4	1-1/16-16		

05

## Tube Nut - Brass



Part #	Tube OD	Quantity	Part #	Tube OD	Quantity	Part #	Tube OD	Quantity
WH100X3	3/16	10	WH100X5	5/16	10	WH100X8	1/2	5
WH100X4	1/4	10	WH100X6	3/8	10			

## Tube Nut - Steel



Part #	Tube OD	Qty	Part #	Tube OD	Qty	Part #	Tube OD	Qty	Part #	Tube OD	Qty
WH105X2	1/8	10	WH105X5	1/4	5	WH105X6X7	11/16	5	WH105X10	5/8	5
WH105X3	3/16	10	WH105X6	5/16	5	WH105X7	7/16	5	WH105X12	3/4	1

## Tube Nut Long - Steel



Part #	Tube OD	Quantity	Part #	Tube OD	Quantity
WH7896X3	3/16	1	WH7896X4	1/4	1

## Plug - Steel



Part #	Tube OD	Quantity	Part #	Tube OD	Quantity	Part #	Tube OD	Quantity
WH131X2	3/16	5	WH131X5	5/16	5	WH131X8	1/2	5
WH131X4	1/4	5	WH131X6	3/8	5			

## Union



Part #	Tube OD	Quantity	Part #	Tube OD	Quantity	Part #	Tube OD	Quantity
WH302X2	1/8	5	WH302X4	1/4	5	WH302X6	3/8	5
WH302X3	3/16	5	WH302X5	5/16	5	WH302X8	1/2	5

## Adapter SAE 45°



Part #	SAE Tube	Male Pipe Thread	Qty	Part #	SAE Tube	Male Pipe Thread	Qty	Part #	SAE Tube	Male Pipe Thread	Qty
WH1518	1/4	3/16	1	WH1553	3/8	5/16	1	WH1554	3/8	7/16	5
WH1522	1/4	1/4	5	WH1563	3/8	3/8	1				

## Male Connector



Part #	Tube OD	Male Pipe Thread	Qty	Part #	Tube OD	Male Pipe Thread	Qty	Part #	Tube OD	Male Pipe Thread	Qty
WH202X2	1/8	1/8	5	WH202X5	5/16	1/8	5	WH202X6X6	3/8	3/8	1
WH202X3	3/16	1/8	5	WH202X5X4	5/16	1/4	5	WH202X8X4	1/2	1/4	1
WH202X4	1/4	1/8	5	WH202X6X2	3/8	1/8	1	WH202X8	1/2	3/8	1
WH202X4X4	1/4	1/4	5	WH202X6	3/8	1/4	5				

## 45° Male Elbow



Part #	Tube OD	Male Pipe Thread	Qty	Part #	Tube OD	Male Pipe Thread	Qty	Part #	Tube OD	Male Pipe Thread	Qty
WH352X3	3/16	1/8	5	WH352X5	5/16	1/8	5	WH352X6	3/8	1/4	5
WH352X4	1/4	1/8	5	WH352X5X4	5/16	1/4	5	WH352X8	1/2	3/8	5

## 90° Male Elbow



Part #	Tube OD	Male Pipe Thread	Qty	Part #	Tube OD	Male Pipe Thread	Qty	Part #	Tube OD	Male Pipe Thread	Qty
WH402X2	1/8	1/8	5	WH402X5X4	5/16	1/4	5	WH402X8X4	1/2	1/4	1
WH402X3	3/16	1/8	5	WH402X5X6	5/16	3/8	5	WH402X8	1/2	3/8	1
WH402X4	1/4	1/8	5	WH402X6X2	3/8	1/8	5	WH402X8X8	1/2	1/2	1
WH402X4X4	1/4	1/4	5	WH402X6	3/8	1/4	5	WH402X10X6	5/8	3/8	1
WH402X5	5/16	1/8	5	WH402X6X6	3/8	3/8	1	WH402X10	5/8	1/2	1

## Male Run Elbow



Part #	Tube OD	Male Pipe Thread	Qty	Part #	Tube OD	Male Pipe Thread	Qty	Part #	Tube OD	Male Pipe Thread	Qty
WH602X3	3/16	1/8	5	WH602X5	5/16	1/8	5	WH602X8	1/2	3/8	1
WH602X4	1/4	1/8	5	WH602X6	3/8	1/4	1				

## Female Connector



Part #	Tube OD	Female Pipe Thread	Qty	Part #	Tube OD	Female Pipe Thread	Qty	Part #	Tube OD	Female Pipe Thread	Qty
WH252X3	3/16	1/8	5	WH252X5	5/16	1/8	5	WH252X8	1/2	3/8	1
WH252X4	1/4	1/8	5	WH252X6	3/8	1/4	5				

## 90° Female Elbow



Part #	Tube OD	Female Pipe Thread	Qty	Part #	Tube OD	Female Pipe Thread	Qty	Part #	Tube OD	Female Pipe Thread	Qty
WH452X3	3/16	1/8	5	WH452X5	5/16	1/8	5	WH452X6	3/8	1/4	1
WH452X4	1/4	1/8	5								

## Female Branch Tee



Part #	Tube OD	Female Pipe Thread	Qty	Part #	Tube OD	Female Pipe Thread	Qty	Part #	Tube OD	Female Pipe Thread	Qty
WH652X3	3/16	1/8	5	WH652X5	5/16	1/8	5	WH652X8	1/2	3/8	1
WH652X4	1/4	1/8	5	WH652X6	3/8	1/4	5				

## 90° Union Elbow



Part #	Tube OD	Qty	Part #	Tube OD	Qty	Part #	Tube OD	Qty	Part #	Tube OD	Qty
WH502X4	1/4	5	WH502X5	5/16	5	WH502X6	3/8	5	WH502X8	1/2	1

## Union Tee



Part #	Tube OD	Quantity	Part #	Tube OD	Quantity	Part #	Tube OD	Quantity
WH702X2	1/8	1	WH702X4	1/4	1	WH702X6	3/8	1
WH702X3	3/16	5	WH702X5	5/16	1			

## Towed Trailer Brake Tee



Part #	Inverted Seat	Male Pipe Thread	Qty	Part #	Inverted Seat	Male Pipe Thread	Qty	Part #	Inverted Seat	Male Pipe Thread	Qty
WH7906	3/16	1/2-20	1	WH7914	3/16	1/4	1	WH7904	1/4	1/4	1
WH7933	3/16	3/16	1	WH7901	1/4	1/4	1	WH7898	1/4	1/4	1
WH7905	3/16	3/16	1								

## Dual Master Cylinder Adapter



Part #	Inverted Female Thread	Inverted Male Thread	Qty	Part #	Inverted Female Thread	Inverted Male Thread	Qty
WH1441	3/16	3/16	1	WH7897	3/16	5/16	1

## Dual Master Cylinder Adapter



Part #	Inverted Female Thread	Inverted Male Thread	Qty	Part #	Inverted Female Thread	Inverted Male Thread	Qty
WH7911	3/16	3/16	1	WH7909	3/16	5/16	1
WH7913	3/16	3/16	1	WH7912	3/16	5/16	1
WH7910	3/16	3/16	1	WH7727	1/4	5/16	1
WH7828	1/4	3/16	2	WH7829	1/4	5/16	1
WH7818	3/16	1/4	2	WH1074	5/16	5/16	1
WH7732	1/4	7/16-20	1	WH7915	3/8	5/16	1
WH7908	1/4	1/4	1	WH7771	5/16	3/8 NPTF	1
WH7917	5/16	1/4	1	WH7916	5/16	3/8	1
WH7817	3/16	5/16	1				

# FITTINGS



## Metric Adapter

Part #	Bubble Male Thread	Tube OD	Quantity	Part #	Bubble Male Thread	Tube OD	Quantity
WH1442	M10X1.0	3/16	1	WH7936	M12X1.5	3/16	1
WH7935	M11X1.5	3/16	1	WH7937	M13X1.5	3/16	1



## Metric Adapter

Part #	Bubble Male Thread	Tube OD	Quantity
WH1443	M10X1.0	3/16	1



## Adapter Standard to Metric Bubble

Part #	Female Standard FL Seat	Male Metric Bubble FL Thread	Quantity
WH7970	M10X1.0	3/16	1



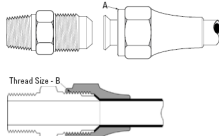
## Adapter Standard to Metric Bubble

Part #	Female Standard FL Seat	Quantity	Part #	Female Standard FL Seat	Quantity
WH7972	3/16	1	WH7974	3/16	1

05

## Brass SAE 45° Flare Fitting

Order individually by catalog number; LP and natural gas, instrumentation, refrigeration, power steering, hydraulic, and pneumatic systems applications; Special order on flammable liquids; Listed by Underwriters Laboratories for flammable liquids, refrigeration, and gas; Meets specifications and standards of ASA, ASME, MS, and SAE; Operating pressure up to 2000psi depending on tube size; Good vibration resistant (long nut use recommended when greater vibration resistance is required); -65°F to +250°F temperature range; CA360 brass material; Used with copper, brass, aluminum, and steel hydraulic tubing that can be flared; Low cost, reusable, long or short nut, and good resistance to vibration advantages; **Assembly Instructions: Tighten assembly with a wrench until a solid feeling is encountered; Apply 1/16 turn.**



Tube OD	Thread Size B	Tube OD	Thread Size B	Tube OD	Thread Size B	Tube OD	Thread Size B
1/8	5/16-24	5/16	1/2-20	7/16	11/16-18	5/8	7/8-18
3/16	3/8-24	3/8	5/8-18	1/2	3/4-16	3/4	1-1/16-16
1/4	7/16-20						

## Nut



Part #	Tube OD	Qty	Part #	Tube OD	Qty	Part #	Tube OD	Qty
WH1110X4	1/4	5	WH1110X6	3/8	5	WH1110X10	5/8	2
WH1110X5	5/16	5	WH1110X8	1/2	5	WH1110X12	3/4	2



## Long Nut

Part #	Tube OD	Quantity	Part #	Tube OD	Quantity	Part #	Tube OD	Quantity
WH41X4	1/4	5	WH41X6	3/8	5	WH41X10	5/8	5
WH41X5	5/16	5	WH41X8	1/2	5			



## Cap

Part #	Tube OD	Qty	Part #	Tube OD	Qty	Part #	Tube OD	Qty	Part #	Tube OD	Qty
WH37X3	3/16	10	WH37X5	5/16	5	WH37X8	1/2	5	WH37X12	3/4	5
WH37X4	1/4	10	WH37X6	3/8	5	WH37X10	5/8	5			



## Plug

Part #	Tube OD	Qty	Part #	Tube OD	Qty	Part #	Tube OD	Qty	Part #	Tube OD	Qty
WH47X3	3/16	5	WH47X5	5/16	5	WH47X7	7/16	2	WH47X10	5/8	1
WH47X4	1/4	5	WH47X6	3/8	5	WH47X8	1/2	2	WH47X12	3/4	1



## Flare Gasket

Part #	Tube OD	Qty	Part #	Tube OD	Qty	Part #	Tube OD	Qty	Part #	Tube OD	Qty
WH157X4	1/4	25	WH157X8	1/2	25	WH157X10	5/8	10	WH157X12	3/4	10
WH157X6	3/8	25									



## Flare to Flare Adapter

Part #	Female Tube OD	Male Tube OD	Qty	Part #	Female Tube OD	Male Tube OD	Qty	Part #	Female Tube OD	Male Tube OD	Qty
WH52X4X3	1/4	3/16	1	WH52X4X6	1/4	3/8	1	WH52X6X8	3/8	1/2	1
WH52X4X5	1/4	5/16	1	WH52X6X4	3/8	1/4	1				



## Adapter SAE 45°



Part #	SAE Tube	Inverted Male	Qty	Part #	SAE Tube	Inverted Male	Qty	Part #	SAE Tube	Inverted Male	Qty
WH1518	1/4	3/16	1	WH1553	3/8	5/16	1	WH1554	3/8	7/16	5
WH1522	1/4	1/4	5	WH1563	3/8	3/8	1				

## Union



Part #	Tube OD	Qty	Part #	Tube OD	Qty	Part #	Tube OD	Qty	Part #	Tube OD	Qty
WH42X3	3/16	5	WH42X5	5/16	5	WH42X8	1/2	2	WH42X12	3/4	1
WH42X4	1/4	5	WH42X6	3/8	5	WH42X10	5/8	1			

## 90° Union Elbow



Part #	Tube OD	Qty	Part #	Tube OD	Qty	Part #	Tube OD	Qty	Part #	Tube OD	Qty
WH55X4	1/4	1	WH55X5	5/16	1	WH55X6	3/8	1	WH55X8	1/2	1

## Union Tee



Part #	Tube OD	Qty	Part #	Tube OD	Qty	Part #	Tube OD	Qty	Part #	Tube OD	Qty
WH44X3	3/16	1	WH44X4	1/4	1	WH44X6	3/8	1	WH44X8	1/2	1

## Male Connector



Part #	Tube OD	Male Pipe Thread	Quantity	Part #	Tube OD	Male Pipe Thread	Quantity
WH48X3	3/16	1/8	5	WH48X6X8	3/8	1/2	5
WH48X4	1/4	1/8	5	WH48X8X4	1/2	1/4	2
WH48X4X4	1/4	1/4	5	WH48X8	1/2	3/8	2
WH48X5	5/16	1/8	5	WH48X8X8	1/2	1/2	2
WH48X5X4	5/16	1/4	5	WH48X10X6	5/8	3/8	1
WH48X6X2	3/8	1/8	5	WH48X10	5/8	1/2	1
WH48X6	3/8	1/4	5	WH48X12	3/4	1/2	1
WH48X6X6	3/8	3/8	5	WH48X12X12	3/4	3/4	1

## Male Ball Check Connector



Part #	Tube OD	Male Pipe Thread	Quantity	Part #	Tube OD	Male Pipe Thread	Quantity
WH43X4	1/4	1/8	1	WH43X6	3/8	1/4	1

## 45° Male Elbow



Part #	Tube OD	Male Pipe Thread	Quantity	Part #	Tube OD	Male Pipe Thread	Quantity
WH54X4	1/4	1/8	5	WH54X8	1/2	3/8	2
WH54X4X4	1/4	1/4	5	WH54X8X8	1/2	1/2	2
WH54X5	5/16	1/8	5	WH54X10X6	5/8	3/8	1
WH54X6	3/8	1/4	5	WH54X10	5/8	1/2	1

## 90° Male Elbow



Part #	Tube OD	Male Pipe Thread	Quantity	Part #	Tube OD	Male Pipe Thread	Quantity
WH49X3	3/16	1/8	5	WH49X6X8	3/8	1/2	5
WH49X4	1/4	1/8	5	WH49X8X4	1/2	1/4	2
WH49X4X4	1/4	1/4	5	WH49X8	1/2	3/8	2
WH49X4X6	1/4	3/8	5	WH49X8X8	1/2	1/2	2
WH49X5	5/16	1/8	5	WH49X10X6	5/8	3/8	1
WH49X5X4	5/16	1/4	5	WH49X10	5/8	1/2	1
WH49X6X2	3/8	1/8	5	WH49X12	3/4	1/2	1
WH49X6	3/8	1/4	5	WH49X12X12	3/4	3/4	1
WH49X6X6	3/8	3/8	5				

## Male Run Tee



Part #	Tube OD	Male Pipe Thread	Quantity	Part #	Tube OD	Male Pipe Thread	Quantity
WH51X4	1/4	1/8	1	WH51X8	1/2	3/8	1
WH51X6	3/8	1/4	1	WH51X8X8X8	1/2	1/2	1
WH51X6X6X6	3/8	3/8	1				

## Female Connector



Part #	Tube OD	Female Pipe Thread	Quantity	Part #	Tube OD	Female Pipe Thread	Quantity
WH46X4	1/4	1/8	5	WH46X6	3/8	1/4	5
WH46X4X4	1/4	1/4	5	WH46X6X6	3/8	3/8	5
WH46X5	5/16	1/8	5	WH46X6X8	3/8	1/2	5
WH46X5X4	5/16	1/4	5	WH46X8	1/2	3/8	2

# FITTINGS

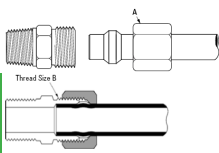
## 90° Female Elbow



Part #	Tube OD	Female Pipe Thread	Quantity	Part #	Tube OD	Female Pipe Thread	Quantity
WH50X4	1/4	1/8	5	WH50X8	1/2	3/8	1
WH50X4X4	1/4	1/4	5	WH50X8X8	1/2	1/2	1
WH50X5X4	5/16	1/4	5	WH50X6X8	3/8	1/2	1
WH50X6	3/8	1/4	5	WH50X8X4	1/2	1/4	1
WH50X6X6	3/8	3/8	1				

## Brass Compression Fittings

Compression connectors are ordered as complete assemblies - body, nut, and sleeve; Instrumental, hydraulic, and pneumatic systems applications; Listed by Underwriters Laboratories for flammable liquids; Meets specifications and standards of ASA, ASME, and SE; Low cost & easy to assemble; No flaring; Available with long or short nut advantages; Operating pressure up to 2000psi; 4:1 safety factor depending on tube size (when using plastic tubing, use the working pressure of the type used); CA360 brass material; Used with copper, plastic tubing, and aluminum; Fair vibration resistance (use long nut when greater vibration resistance is required); -65°F to +250°F with metal tubing temperature range; **Assembly Instructions: Tighten nut hand-tight and tighten with wrench number of turns below:**



Tube Size	Additional Turns	Tube Size	Additional Turns	Tube Size	Additional Turns
1/8" to 1/4"	1-1/4	5/16"	1-3/4	3/8" to 1"	2-1/4

Tube Size	Thread Size	Tube Size	Thread Size	Tube Size	Thread Size	Tube Size	Thread Size	Tube Size	Thread Size
1/8	5/16-24	1/4	7/16-24	3/8	9/16-24	1/2	11/16-20	3/4	1-18
3/16	3/8-24	5/16	1/2-24	7/16	5/8-24	5/8	13/16-18	1	1-1/4-18

## Nut



Part #	Tube OD	Quantity	Part #	Tube OD	Quantity	Part #	Tube OD	Quantity
WH61X2	1/8	5	WH61X4	1/4	5	WH61X6	3/8	5
WH61X3	3/16	5	WH61X5	5/16	5	WH61X8	1/2	5

## Union



Part #	Tube OD	Quantity	Part #	Tube OD	Quantity	Part #	Tube OD	Quantity
WH62X2	1/8	5	WH62X4	1/4	5	WH62X6	3/8	5
WH62X3	3/16	5	WH62X5	5/16	5	WH62X8	1/2	1

## Union Tee



Part #	Tube OD	Quantity	Part #	Tube OD	Quantity	Part #	Tube OD	Quantity
WH64X3	3/16	1	WH64X5	5/16	1	WH64X8	1/2	1
WH64X4	1/4	1	WH64X6	3/8	1			

## 90° Union Elbow



Part #	Tube OD	Quantity	Part #	Tube OD	Quantity	Part #	Tube OD	Quantity
WH65X4	1/4	2	WH65X6	3/8	2	WH65X8	1/2	1
WH65X5	5/16	2						

## Compression Sleeve



Part #	Tube OD	Quantity	Part #	Tube OD	Quantity	Part #	Tube OD	Quantity
WH60X2	1/8	10	WH60X4	1/4	10	WH60X6	3/8	10
WH60X3	3/16	10	WH60X5	5/16	10	WH60X8	1/2	10

## Tube Support for Plastic Tubing



Part #	Tube OD	Quantity	Part #	Tube OD	Quantity	Part #	Tube OD	Quantity
WH2030X2	1/8	25	WH2030X44	1/4	25	WH2030X6	3/8	25
WH2030X3	3/16	25	WH2030X5	5/16	25	WH2030X8	1/2	25
WH2030X4	5/32	25						

## Male Connector



Part #	Tube OD	Male Pipe Thread	Quantity	Part #	Tube OD	Male Pipe Thread	Quantity
WH68X2X1	1/8	1/16	1	WH68X6X2	3/8	1/8	5
WH68X2	1/8	1/8	5	WH68X6	3/8	1/4	5
WH68X3	3/16	1/8	5	WH68X6X6	3/8	3/8	5
WH68X4	1/4	1/8	5	WH68X8	1/2	3/8	1
WH68X4X4	1/4	1/4	5	WH68X8X4	1/2	1/4	1
WH68X5	5/16	1/8	5	WH68X8X8	1/2	1/2	2
WH68X5X4	5/16	1/4	5				

05

## Male Ball Check Connector



Part #	Tube OD	Male Pipe Thread	Quantity	Part #	Tube OD	Male Pipe Thread	Quantity
WH63X4	1/4	1/8	5	WH63X6	3/8	1/4	5

## 90° Male Elbow



Part #	Tube OD	Male Pipe Thread	Quantity	Part #	Tube OD	Male Pipe Thread	Quantity
WH69X2X1	1/8	1/16	5	WH69X6	3/8	1/4	5
WH69X2	1/8	1/8	5	WH69X6X6	3/8	3/8	5
WH69X3	3/16	1/8	5	WH69X6X8	3/8	1/2	5
WH69X4	1/4	1/8	5	WH69X7	7/16	1/4	1
WH69X4X4	1/4	1/4	5	WH69X8X6	1/2	1/4	1
WH69X5	5/16	1/8	1	WH69X8	1/2	3/8	1
WH69X5X4	5/16	1/4	1	WH69X8X8	1/2	1/2	1
WH69X6X2	3/8	1/8	1				

## Male Branch Tee



Part #	Tube OD	Male Pipe Thread	Quantity	Part #	Tube OD	Male Pipe Thread	Quantity
WH72X3	3/16	1/8	1	WH72X5	5/16	1/8	1
WH72X4	1/4	1/8	1	WH72X6	3/8	1/4	1
WH72X4X4	1/4	1/4	1				

## Male Run Tee



Part #	Tube OD	Male Pipe Thread	Qty	Part #	Tube OD	Male Pipe Thread	Qty	Part #	Tube OD	Male Pipe Thread	Qty
WH71X3	3/16	1/8	1	WH71X6	3/8	1/4	1	WH71X6X2	3/8	1/8W	1
WH71X4	1/4	1/8	1								

## Female Connector



Part #	Tube OD	Female Pipe Thread	Quantity	Part #	Tube OD	Female Pipe Thread	Quantity
WH66X2	1/8	1/8	5	WH66X5X4	5/16	1/4	5
WH66X3	3/16	1/8	5	WH66X6X2	3/8	1/8	5
WH66X4	1/4	1/8	5	WH66X6	3/8	1/4	5
WH66X4X4	1/4	1/4	5	WH66X8	1/2	3/8	5
WH66X5	5/16	1/8	5				

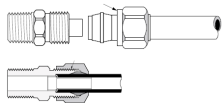
## 90° Female Elbow



Part #	Tube OD	Female Pipe Thread	Quantity	Part #	Tube OD	Female Pipe Thread	Quantity
WH70X3	3/16	1/8	1	WH70X6	3/8	1/4	1
WH70X4	1/4	1/8	1	WH70X8	1/2	3/8	1

## Brass Air Brake Nylon Tubing Fittings

Can be ordered as complete assemblies or separately; Air brake systems applications except where temperatures exceed 20F or where battery acid can drip on tubing; Meets specifications and standards of SAE and DOT FMVSS571, 106; Easy assembly; No tube preparation or flaring required; Built-in tube support (remove if using copper tubing - replace with long nut and spherical sleeve); CA360 brass material; Maximum operating pressure of 150psi; Fair vibration resistance; -40°F to +200°F temperature range; Assembly Instructions: Cut tubing to desired length; Slide nut, then sleeve on tubing - threaded end of nut "A" must face toward connector body; Insert tubing into pre-assembled fitting (be sure tubing is bottomed in connector); Tighten nut to required torque as indicated on the chart below:



Tube Size	Torque	A Dimension	Tube Size	Torque	A Dimension
1/4	85-115 in. lbs.	.085/.105	5/8	26-35 ft. lbs.	.115/.135
3/8	12 - 17 ft. lbs.	.125/.145	3/4	38-50 ft. lbs.	.180/.200
1/2	25 - 33 ft. lbs.	.100/.120			

Tube Size	Thread Size	Tube Size	Thread Size	Tube Size	Thread Size	Tube Size	Thread Size	Tube Size	Thread Size
1/4	7/16-24	3/8	17/32-24	1/4	11/16-20	5/8	13/16-18	3/4	1-18

## Sleeve



Part #	Tube OD	Qty	Part #	Tube OD	Qty	Part #	Tube OD	Qty	Part #	Tube OD	Qty
WH1460X4	1/4	10	WH1460X8	1/2	10	WH1460X10	5/8	10	WH1460X12	3/4	10
WH1460X6	3/8	10									

# FITTINGS

05

## Nut



Part #	Tube OD	Qty	Part #	Tube OD	Qty	Part #	Tube OD	Qty	Part #	Tube OD	Qty
WH1461X4	1/4	10	WH1461X8	1/2	10	WH1484X10	5/8	10	WH1461X12	3/4	10
WH1461X6	3/8	10									

## Insert (Brass)



Part #	Tube OD	Qty	Part #	Tube OD	Qty	Part #	Tube OD	Qty	Part #	Tube OD	Qty
WH1484X4	1/4	25	WH1484X8	1/2	25	WH1484X10	5/8	10	WH1484X12	3/4	10
WH1484X6	3/8	25									

## Union



Part #	Tube OD	Qty	Part #	Tube OD	Qty	Part #	Tube OD	Qty	Part #	Tube OD	Qty
WH1426X4	1/4	5	WH1426X8	1/2	5	WH1426X10	5/8	2	WH1426X12	3/4	2
WH1426X6	3/8	5									

## Union Tee



Part #	Tube OD	Qty	Part #	Tube OD	Qty	Part #	Tube OD	Qty
WH1464X4	1/4	5	WH1464X6	3/8	5	WH1464X8	1/2	2
WH1464X6X6X4	3/8X3/8X1/4	5	WH1464X8X8X6	1/2X1/2X3/8	2			

## Union Elbow



Part #	Tube OD	Quantity	Part #	Tube OD	Quantity	Part #	Tube OD	Quantity
WH1465X4	1/4	5	WH1465X6	3/8	5	WH1465X8	1/2	2

## Bulkhead Union



Part #	Tube OD	Quantity	Part #	Tube OD	Quantity	Part #	Tube OD	Quantity
WH1474X4	1/4	1	WH1474X6	3/8	1	WH1474X8	1/2	1

## Male Connector



Part #	Tube OD	Male Pipe Thread	Qty	Part #	Tube OD	Male Pipe Thread	Qty	Part #	Tube OD	Male Pipe Thread	Qty
WH1468X4X1	1/4	1/16	5	WH1468X6X6	3/8	3/8	5	WH1468X10X6	5/8	3/8	2
WH1468X4	1/4	1/8	5	WH1468X6X8	3/8	1/2	5	WH1468X10	5/8	1/2	2
WH1468X4X4	1/4	1/4	5	WH1468X8X4	1/2	1/4	5	WH1468X10X12	5/8	3/4	2
WH1468X4X6	1/4	3/8	5	WH1468X8	1/2	3/8	5	WH1468X12	3/4	1/2	1
WH1468X6X2	3/8	1/8	5	WH1468X8X8	1/2	1/2	5	WH1468X12X12	3/4	3/4	1
WH1468X6	3/8	1/4	5	WH1468X8X12	1/2	3/4	2				

## Male Branch Tee



Part #	Tube OD	Male Pipe Thread	Qty	Part #	Tube OD	Male Pipe Thread	Qty	Part #	Tube OD	Male Pipe Thread	Qty
WH1472X4	1/4	1/8	1	WH1472X6	3/8	1/4	1	WH1472X8X6X6	1/2 X 3/8	3/8	1
WH1472X4X4	1/4	1/4	1	WH1472X6X6X6	3/8	3/8	1	WH1472X8X8X4	1/2	1/4	1
WH1472X6X6X2	3/8	1/8	1								

## Male Run Tee



Part #	Tube OD	Male Pipe Thread	Quantity	Part #	Tube OD	Male Pipe Thread	Quantity
WH1471X4	1/4	1/8	5	WH1471X6X6X6	3/8	3/8	1
WH1471X6X4X4	3/8 X 1/4	1/4	1	WH1471X8	1/2	3/8	1
WH1471X6	3/8	1/4	1				

## 45° Male Elbow



Part #	Tube OD	Male Pipe Thread	Quantity	Part #	Tube OD	Male Pipe Thread	Quantity
WH1480X4	1/4	1/8	5	WH1480X8X4	1/2	1/4	1
WH1480X4X4	1/4	1/4	5	WH1480X8	1/2	3/8	1
WH1480X6	3/8	1/4	5	WH1480X8X8	1/2	1/2	1
WH1480X6X6	3/8	3/8	5	WH1480X10	5/8	1/2	1

## 90° Male Elbow



Part #	Tube OD	Male Pipe Thread	Quantity	Part #	Tube OD	Male Pipe Thread	Quantity
WH1469X4	1/4	1/8	5	WH1469X8X4	1/2	1/4	5
WH1469X4X4	1/4	1/4	5	WH1469X8	1/2	3/8	5
WH1469X4X6	1/4	3/8	5	WH1469X8X8	1/2	1/2	5
WH1469X6X2	3/8	1/8	5	WH1469X10X6	5/8	3/8	1
WH1469X6	3/8	1/4	5	WH1469X10	5/8	1/2	1
WH1469X6X6	3/8	3/8	5	WH1469X10X12	5/8	3/4	1
WH1469X6X8	3/8	1/2	5	WH1469X12	3/4	1/2	1

## Female Connector



Part #	Tube OD	Female Pipe Thread	Quantity	Part #	Tube OD	Female Pipe Thread	Quantity
WH1466X2	1/8	1/8	5	WH1466X4	1/4	1/8	5
WH1466X3	3/16	1/8	5	WHX1466X4X4	1/4	1/4	5

## Female Branch Tee



Part #	Tube OD	Female Pipe Thread	Qty	Part #	Tube OD	Female Pipe Thread	Qty
WH1477X6	3/8	1/4	1	WH1477X10X10X4	3/8	1/4	1
WH1477X8X8X4	1/2	1/4	1				

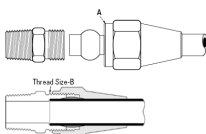
## 90° Female Elbow



Part #	Tube OD	Female Pipe Thread	Qty	Part #	Tube OD	Female Pipe Thread	Qty	Part #	Tube OD	Female Pipe Thread	Qty
WH1470X4	1/4	1/8	5	WH1470X6	3/8	1/4	5	WH1470X8	1/2	3/8	1

## Brass Air Brake Copper Tube Fittings

Can be ordered as complete assembly or separately; Air brake systems applications; Meets specifications and standards of SAE and DOT; Easy assembly; No flaring; May be used with nylon tubing by replacing long nut and spherical sleeve with insert, rigid sleeve, and nut; Used with copper tubing in air brake systems; Maximum operating pressure of 150psi; Fair vibration resistance; -65°F to +250°F temperature range; CA360 brass material; **Assembly Instructions:** Cut tubing to desired length; Slide nut then sleeve on tubing (threaded end of nut "A" must face toward connector body); Insert tubing into connector (be sure the tubing is bottomed on fitting shoulder); Thread nut onto connector body until it is hand-tight; Tighten with wrench the number of turns indicated on the chart below:



Tube Size	Additional Turns	Tube Size	Additional Turns
1/4, 3/8	1-3/4	1/2, 5/8, & 3/4	3-1/4

Tube OD	Thread Size B	Tube OD	Thread Size B	Tube OD	Thread Size B
1/4	7/16-24	1/2	11/16-20	3/4	1-1/8
3/8	17/32-24	5/8	13/16-18	1	1-1/4-16

## Nut



Part #	Tube OD	Quantity	Part #	Tube OD	Quantity	Part #	Tube OD	Quantity
WH1361X4	1/4	10	WH1361X8	1/2	5	WH1361X12	3/4	1
WH1361X6	3/8	5	WH1361X10	5/8	5			

## Sleeve



Part #	Tube OD	Quantity	Part #	Tube OD	Quantity	Part #	Tube OD	Quantity
WH1360X4	1/4	10	WH1360X8	1/2	10	WH1360X12	3/4	1
WH1360X6	3/8	5	WH1360X10	5/8	5			

## Union



Part #	Tube OD	Quantity	Part #	Tube OD	Quantity	Part #	Tube OD	Quantity
WH1362X4	1/4	5	WH1326X8	1/2	2	WH1362X12	3/4	1
WH1362X6	3/8	2	WH1362X10	5/8	1			

## Union Tee



Part #	Tube OD	Quantity	Part #	Tube OD	Quantity
WH1364X4	3/8	1	WH1364X6	3/8	1

## 45° Male Elbow



Part #	Tube OD	Male Pipe Thread	Quantity	Part #	Tube OD	Male Pipe Thread	Quantity
WH1380X6	3/8	1/4	1	WH1380X8	1/2	3/8	1
WH1380X6X6	3/8	3/8	1				

## 90° Male Elbow



Part #	Tube OD	Male Pipe Thread	Quantity	Part #	Tube OD	Male Pipe Thread	Quantity
WH1369X4	1/4	1/8	1	WH1369X6X6	3/8	3/8	1
WH1369X4X4	1/4	1/4	1	WH1369X8	1/2	3/8	1
WH1369X6X2	3/8	1/8	1	WH1369X8X8	1/2	1/2	1
WH1369X6	3/8	1/4	1				

# FITTINGS

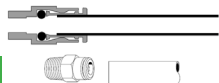
## Male Connector



Part #	Tube OD	Male Pipe Thread	Quantity	Part #	Tube OD	Male Pipe Thread	Quantity
WH1368X4	1/4	1/8	1	WH1368X8	1/2	3/8	1
WH1368X4X4	1/4	1/4	1	WH1368X8X8	1/2	1/2	1
WH1368X6X2	3/8	1/8	1	WH1368X10X6	5/8	3/8	1
WH1368X6	3/8	1/4	1	WH1368X10	5/8	1/2	1
WH1368X6X6	3/8	3/8	1	WH1368X12	3/4	1/2	1
WH1368X6X8	3/8	1/2	1	WH1368X12X12	3/4	3/4	1

## Brass Quick Connect Air Brake Fittings

Order individually by catalog number; Air brake systems applications except where temperature exceed +200°F or where battery acid can drip on tubing; Meets DOT, FMVS 571, 106, and SAE J1131 air brake system performance requirements; Easy, fast assembly, one piece fitting and reusable field serviceable advantages; CA360 brass (body and collet) and EP (ethylene propylene) o-ring material; Vacuum to 150psi pressure; Moderate vibration resistance; -40°F to +200°F temperature range; Used with NT100 Nylon Tubing, SAE J844 Type A and Type B, Polyon NT100, and air brake tubing; Not for fuel, water, or oil.



## Union



Part #	Tube OD	Quantity	Part #	Tube OD	Quantity	Part #	Tube OD	Quantity
WH1862X2.5	5/32	5	WH1862X4	1/4	5	WH1862X8	1/2	3
WH1862X3	3/16	5	WH1862X6	3/8	5	WH1862X10	5/8	2

## Union Tee



Part #	Tube OD	Quantity	Part #	Tube OD	Quantity	Part #	Tube OD	Quantity
WH1864X4	1/4	5	WH1864X8	1/2	3	WH1864X10	5/8	2
WH1864X6	3/8	5						

## 90° Union Elbow



Part #	Tube OD	Quantity	Part #	Tube OD	Quantity	Part #	Tube OD	Quantity
WH1865X4	1/4	5	WH1865X6	3/8	5	WH1865X8	1/2	3

## Male Connector



Part #	Tube OD	Male Pipe Thread	Quantity	Part #	Tube OD	Male Pipe Thread	Quantity
WH1868X2.5X1	5/32	1/16	10	WH1868X6X6	3/8	3/8	5
WH1868X2.5	5/32	1/8	10	WH1868X6X8	3/8	1/2	5
WH1868X3	3/16	1/8	10	WH1868X8X4	1/2	1/4	5
WH1868X4	1/4	1/8	5	WH1868X8	1/2	3/8	5
WH1868X4X4	1/4	1/4	5	WH1868X8X8	1/2	1/2	5
WH1868X4X6	1/4	3/8	5	WH1868X10X6	5/8	3/8	3
WH1868X6X2	3/8	1/8	5	WH1868X10	5/8	1/2	3
WH1868X6	3/8	1/4	5	WH1868X12	3/4	1/2	3

## Male Run Tee



Part #	Tube OD	Male Pipe Thread	Quantity	Part #	Tube OD	Male Pipe Thread	Quantity
WH1871X4	1/4	1/8	5	WH1871X6X4X4	3/8 X 1/4	1/4	5
WH1871X4X4	1/4	1/4	5	WH1871X6X8	3/8	1/2	2
WH1871X6	3/8	1/4	5	WH1871X8	1/2	3/8	2
WH1871X6X6	3/8	3/8	5				

## Swivel Male Run Tee



Part #	Tube OD	Male Pipe Thread	Quantity	Part #	Tube OD	Male Pipe Thread	Quantity
WH1871X4S	1/4	1/8	5	WH1871X8X4S	1/2	1/4	5
WH1871X4X4S	1/4	1/4	5	WH1871X8S	1/2	3/8	2
WH1871X6S	3/8	1/4	5	WH1871X8X8S	1/2	1/2	2
WH1871X6X6S	3/8	3/8	5				

## Male Branch Tee



Part #	Tube OD	Male Pipe Thread	Quantity	Part #	Tube OD	Male Pipe Thread	Quantity
WH1872X3	3/16	1/8	5	WH1872X6X6	3/8	3/8	5
WH1872X4	1/4	1/8	5	WH1872X8X4	1/2	1/4	5
WH1872X4X4	1/4	1/4	5	WH1872X8	1/2	3/8	2
WH1872X6	3/8	1/4	5	WH1872X8X8	1/2	1/2	2

## Swivel Male Branch Tee



Part #	Tube OD	Male Pipe Thread	Quantity	Part #	Tube OD	Male Pipe Thread	Quantity
WH1872X4S	1/4	1/8	5	WH1872X6X6S	3/8	3/8	5
WH1872X4X4S	1/4	1/4	5	WH1872X8X4S	1/2	1/4	2
WH1872X6X2S	3/8	1/8	5	WH1872X8S	1/2	3/8	2
WH1872X6S	3/8	1/4	5	WH187X8X8S	1/2	1/2	2

05

## 45° Male Elbow



Part #	Tube OD	Male Pipe Thread	Quantity	Part #	Tube OD	Male Pipe Thread	Quantity
WH1880X4	1/4	1/8	5	WH1880X8X4	1/2	1/4	2
WH1880X4X4	1/4	1/4	5	WH1880X8	1/2	3/8	2
WH1880X6X2	3/8	1/8	5	WH1880X8X8	1/2	1/2	2
WH1880X6	3/8	1/4	5	WH1880X10X6	5/8	3/8	2
WH1800X6X6	3/8	3/8	5	WH1880X10	5/8	1/2	2
WH1880X6X8	3/8	1/2	5	WH1880X12	3/4	1/2	2

## 45° Elbow Male Swivel



Part #	Tube OD	Male Pipe Thread	Quantity	Part #	Tube OD	Male Pipe Thread	Quantity
WH1880X4S	1/4	1/8	5	WH1880X6X6S	3/8	3/8	5
WH1880X4X4S	1/4	1/4	5	WH1880X4X4S	1/2	1/4	5
WH1880X6X2S	3/8	1/8	5	WH1880X8S	1/2	3/8	2
WH1880X6S	3/8	1/4	5	WH1880X8X8S	1/2	1/2	2

## 90° Male Elbow



Part #	Tube OD	Male Pipe Thread	Quantity	Part #	Tube OD	Male Pipe Thread	Quantity
WH1869X2.5X1	5/32	1/16	5	WH1869X6X6	3/8	3/8	5
WH1869X2.5	5/32	1/8	5	WH1869X6X8	3/8	1/2	5
WH1869X3	3/16	1/8	5	WH1869X8X4	1/2	1/4	3
WH1869X4	1/4	1/8	5	WH1869X8	1/2	3/8	3
WH1869X4X4	1/4	1/4	5	WH1869X8X8	1/2	1/2	3
WH1869X4X6	1/4	3/8	5	WH1869X10X6	5/8	3/8	2
WH1869X6X2	3/8	1/8	5	WH1869X10	5/8	1/2	3
WH1869X6	3/8	1/4	5				

## 90° Elbow Male Swivel



Part #	Tube OD	Male Pipe Thread	Quantity	Part #	Tube OD	Male Pipe Thread	Quantity
WH1869X4S	1/4	1/8	5	WH1869X8X4S	1/2	1/4	3
WH1869X4X4S	1/4	1/4	5	WH1869X8S	1/2	3/8	3
WH1869X4X6S	1/4	3/8	5	WH1869X8X8S	1/2	1/2	3
WH1869X6X2S	3/8	1/2	5	WH1869X10X6S	5/8	3/8	2
WH1869X6S	3/8	1/4	5	WH1869X10S	5/8	1/2	2
WH1869X6X6S	3/8	3/8	5				

## Female Connector



Part #	Tube OD	Female Pipe Thread	Quantity	Part #	Tube OD	Female Pipe Thread	Quantity
WH1866X4	1/4	1/8	5	WH1866X6X6	3/8	3/8	5
WH1866X4X4	1/4	1/4	5	WH1866X8X4	1/2	1/4	2
WH1866X6X2	3/8	1/8	5	WH1866X8	1/2	3/8	2
WH1866X6	3/8	1/4	5	WH1866X8X8	1/2	1/2	2

## Female Branch Tee



Part #	Tube OD	Female Pipe Thread	Quantity
WH1877X6	3/8	1/4	5

## 90° Female Elbow



Part #	Tube OD	Female Pipe Thread	Quantity	Part #	Tube OD	Female Pipe Thread	Quantity
WH1870X4	1/4	1/8	5	WH1870X6X6	3/8	3/8	5
WH1870X4X4	1/4	1/4	5	WH1870X8X4	1/2	1/4	2
WH1870X6X2	3/8	1/8	5	WH1870X8	1/2	3/8	2
WH1870X6	3/8	1/4	5	WH1870X8X8	1/2	1/2	2

## Nylon Pressure Plugs



Part #	Tube OD	Quantity	Part #	Tube OD	Quantity	Part #	Tube OD	Quantity
WH1829X4	1/4	5	WH1829X6	3/8	5	WH1829X8	1/2	5

## True Release Kit



Part #	Description	Quantity
WH1800TRK	Kit for PTC DOT Brass Fittings	1

## Collet Service Tool



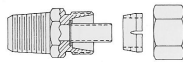
Part #	Description	Quantity
WH1800T	Tool for PTC DOT Brass Fittings	1

# FITTINGS

## Brass Transmission Fittings

Can be ordered as complete assembly or separately; Instrumentation, hydraulic, and pneumatic systems applications; Listed by Underwriters Laboratories for flammable liquids; Meets specifications and standard with long or short nut advantages; CA360 brass material; Operating pressure up to 2000psi; 4:1 safety factor depending on tube size; When using plastic tubing, use the working pressure for the tube type used; Fair vibration resistance (use long nut when greater vibration resistance is required); Temperature range of -65°F to +250°F with metal tubing;

**Assembly Instructions: Tighten nut hand-tight; Tighten with wrench the number of times listed below:**



Tube Size	Additional Turns	Tube Size	Additional Turns	Tube Size	Additional Turns
1/8" to 1/4"	1-1/4	5/16"	1-3/4	3/8" to 1"	2-1/4

Tube Size	Thread Size	Threads per Inch	Tube Size	Thread Size	Threads per Inch
1/8	5/16	24	5/32	5/16	24

### Nut

Part #	Tube OD	Quantity	Part #	Tube OD	Quantity
WH661X2	1/8	5	WH661X532	5/32	5

### Sleeve

Part #	Tube OD	Quantity	Part #	Tube OD	Quantity
WH660X2	1/8	25	WH660X532	5/32	5

### Union

Part #	Tube OD	Quantity	Part #	Tube OD	Quantity
WH662X2	1/8	2	WH662X532	5/32	5

### Male Connector

Part #	Tube OD	Pipe Size	Quantity	Part #	Tube OD	Pipe Size	Quantity
WH668X2	1/8	1/8	5	WH668X532	5/32	1/8	2
WH668X2X1	1/8	1/16	5	WH668X532X1	5/32	1/8	2

### Male Elbow

Part #	Tube OD	Male Pipe Thread	Quantity	Part #	Tube OD	Male Pipe Thread	Quantity
WH669X2	1/8	1/8	5	WH669X532X1	5/32	1/8	2
WH669X2X1	1/8	1/16	5				

### Draincocks

Can be ordered as complete assembly; Designed for automotive and industrial use; Not intended for natural gas, LPG, nuclear, or aircraft applications; Brass bodies/steel handles except where notes; Used with copper, aluminum, steel, hose, and plastic tubing where applicable; 150psi maximum (does not include hose or plastic tubing); -65°F to +250°F with metal tubing temperature range

### Internal Seat

Part #	Male Pipe Thread	Quantity	Part #	Male Pipe Thread	Quantity	Part #	Male Pipe Thread	Quantity
WH130	1/8	5	WH190	1/4	5	WH230	3/8	1
WH140	1/4	5						

### Internal Seat

Part #	Male Pipe Thread	Quantity
WH6783	1/8	2

### Internal Seat Drain Valve

Part #	Male Pipe Thread	Qty	Part #	Male Pipe Thread	Qty	Part #	Male Pipe Thread	Qty
WH1424A	1/8	1	WH1425A	1/4	5	WH1426A	3/8	5

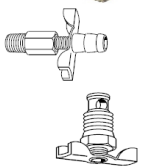
### External Seat

Part #	Male Pipe Thread	Quantity	Part #	Male Pipe Thread	Quantity	Part #	Male Pipe Thread	Quantity
WH135	1/8	5	WH270	3/8	5	WH108	1/2	5
WH145	1/4	5						

### External Seat

Part #	Male Pipe Thread	Quantity
WH6788	1/4	1

05







## Air Vent

Part #	Male Pipe Thread	Quantity
WH705	1/8	5



## Angle Bib Drain

Part #	Square C	Male Pipe Thread	Quantity	Part #	Square C	Male Pipe Thread	Quantity
WH150	7/16	1/8	1	WH120	5/8	1/4	1

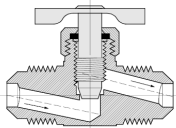


## Angle Bib Drain

Part #	Square C	Male Pipe Thread	Quantity
WH6660	3/8	1/4	1

## Needle Valves

Can be ordered as complete assembly or separately; Designed for automotive and industrial use; Not intended for natural gas, LPG, nuclear, or aircraft applications; Instrumentation, hydraulic, and pneumatic systems applications; Metal-to-metal seat with fine thread screw down enables valves to seat positively; Adjust easily and hold to any amount of flow up to capacity of the valve advantages; Brass bodies and steel handle material (except where noted); Polyline valves have brass bodies and brass handles; Used with copper, aluminum, steel, and plastic tubing where applicable; Maximum of 150psi (does not include plastic tubing); -65°F to +250°F temperature range with metal tubing; **Assembly Instructions: Install with the pressure against the seat; Inspection of a straight valve discloses one opening to be higher than the other; Pressure should always be directed against the seat in angle valves, not the stem threads.**



## Compression Angle



Part #	Tube OD	Male Pipe Thread	Quantity	Part #	Tube OD	Male Pipe Thread	Quantity
WHA555	1/4	1/8	1	WHA6855	5/16	1/4	1
WHA655	5/16	1/8	1	WHA6860	3/8	1/4	1

## Compression Double



Part #	Tube OD	Quantity	Part #	Tube OD	Quantity	Part #	Tube OD	Quantity
WHA6765	1/4	1	WHA6770	5/16	1	WHA6775	3/8	1

## SAE 45° Flare Angle



Part #	Tube OD	Male Pipe Thread	Qty	Part #	Tube OD	Male Pipe Thread	Qty	Part #	Tube OD	Male Pipe Thread	Qty
WH325	5/16	1/8	1	WH6703	5/16	1/4	1	WH330	3/8	1/4	5

## SAE 45° Flare Straightaway



Part #	Tube OD	Male Pipe Thread	Quantity	Part #	Tube OD	Male Pipe Thread	Quantity
WH530	1/4	1/8	1	WH695	5/16	1/4	1
WH6700	1/4	1/4	1	WH700	3/8	1/4	1
WH630	5/16	1/8	1				

## Male Pipe Double



Part #	Male Pipe Thread	Quantity	Part #	Male Pipe Thread	Quantity
WH6810	1/8	1	WH6815	1/4	1

## Male to Female Pipe



Part #	Female Pipe Thread	Male Pipe Thread	Quantity	Part #	Female Pipe Thread	Male Pipe Thread	Quantity
WH6820	1/8	1/8	1	WH6825	1/4	1/8	1

## Female Pipe



Part #	Female Pipe Thread	Quantity	Part #	Female Pipe Thread	Quantity
WH6800	1/8	1	WH6805	1/4	1

## Truck Valves

Can be ordered as complete assembly; Designed for automotive and industrial use; Not intended for natural gas, LPG, nuclear, or aircraft applications; Brass bodies and handles material; Used with copper, aluminum, steel, and plastic tubing where applicable; 30psi working pressure; -65°F to +250°F temperature range with metal tubing

## Pipe to Hose Shut-Off Truck Valve



Part #	Tube OD	Quantity	Male Pipe Thread	Part #	Tube OD	Male Pipe Thread	Quantity
WH1422	3/8	1	3/8	WH1433	3/4	3/8	1
WH1422A	1/2	1	3/8	WH1451	3/4	1/2	1
WH1423	5/8	1	3/8				

# FITTINGS

05



## Flare to Male Pipe Truck Valve

Part #	Tube OD	Male Pipe Thread	Quantity	Part #	Tube OD	Male Pipe Thread	Quantity
WH1424D	1/2	3/8	1	WH1424	1/2	1/2	1



## Male Pipe to Flare Truck Valve

Part #	Tube OD	Male Pipe Thread	Quantity	Part #	Tube OD	Male Pipe Thread	Quantity
WH1424B	1/2	3/8	1	WH1424A	5/8	1/2	1
WH1424C	5/8	1/2	1				



## Air Tank Drain Truck Valve

Part #	Tube OD	Male Pipe Thread	Quantity	Part #	Tube OD	Male Pipe Thread	Quantity
WH1421-18	18"	1/4	1	WH1421-32	32"	1/4	1
WH1421-24	24"	1/4	1				

## Ball Valve

Can be ordered as complete assembly; Designed for water, oil, and gases; Vacuum service, industrial service, center off position, water service, and panel mounting applications; Brass bar stock body, blowout-proof stem, nickel-plated ball, viton stem seal, double o-ring steam seal (never needs tightening); metal retainer seal, and center-off position materials; 300psi working pressure; -40°F to +300°F temperature range

## Male/Female Ball Valves



Part #	Size	Quantity	Part #	Size	Quantity	Part #	Size	Quantity
BV-1/8MF	1/8	1	BV-3/8MF	3/8	1	BV-3/4MF	3/4	1
BV-1/4MF	1/4	1	BV-1/2MF	1/2	1			



## Female/Female Ball Valves

Part #	Size	Qty	Part #	Size	Qty	Part #	Size	Qty	Part #	Size	Qty
BV-1/8	1/8	1	BV-1/2	1/2	1	BV-1-1/4	1-1/4	1	BV-2-1/2	2-1/2	1
BV-1/4	1/4	1	BV-3/4	3/4	1	BV-1-1/2	1-1/2	1			
BV-3/8	3/8	1	BV-1	1	1	BV-2	2	1	BV-4	4	1

## Ground Plug & Multiple Shut-Offs

Can be ordered as complete assembly or separately; Designed for automotive and industrial use; Not intended for natural gas, LPG, nuclear, or aircraft application; Brass bodies and handles material; Used with copper, aluminum, steel, and plastic tubing where applicable; 300psi working pressure; -65°F to +250°F with metal tubing

## Draincock



Part #	Male Pipe Thread	Quantity
WHW15310	1/4	1

## Ground Plug Drain



Part #	Male Pipe Thread	Quantity	Part #	Male Pipe Thread	Quantity	Part #	Male Pipe Thread	Quantity
WH6891	1/8	5	WH6892	1/4	5	WH6893	3/8	5

## Male to Female Pipe



Part #	Female Pipe Thread	Male Pipe Thread	Quantity	Part #	Female Pipe Thread	Male Pipe Thread	Quantity
WH6824	1/8	1/8	1	WH6829	1/4	1/4	5

## Female Pipe Double



Part #	Female Pipe Thread	Quantity	Part #	Female Pipe Thread	Quantity
WH6804	1/8	1	WH6809	1/4	1

## Truck Shut-Off Male to Female Pipe



Part #	Female Pipe Thread	Male Pipe Thread	Quantity
WHW20332	1/4	1/4	1

## Marine Shut-Off Male to Female Pipe



Part #	Female Pipe Thread	Male Pipe Thread	Quantity
WH6828	1/4	1/4	1

## 3-Way Multiple Shut-Off



Part #	Female Pipe Thread	Quantity
WH6749	1/4	1

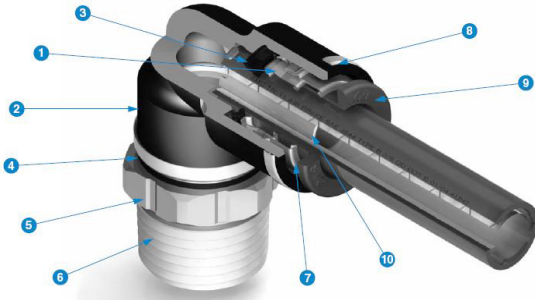
## 4-Way Multiple Shut-Off



Part #	Female Pipe Thread	Quantity	Part #	Female Pipe Thread	Quantity
WH6747	1/4	1	WH6748	1/4	1

### Composite Body Push-to-Connect Fittings

- 1) Chuck - stainless steel or brass chuck design permits smooth tube entry and high gripping force
- 2) Body - SMC's composite body offers weight savings, compact dimensions, high performance, and superior chemical resistance
- 3) Tube Seal - SMC's engineered low temperature seal goes beyond the standard o-ring seal
- 4) Stud End O-Ring - O-ring seal permits the fittings to be positioned into place after installation (not shown)
- 5) Stud - Brass (thread portion) stud end, NPT (male), and NPT (female)
- 6) Sealant - Standard, pre-applied thread sealant facilitates installation
- 7) Guide - holds internal components together and also guides release button
- 8) Stabilization Ring - SMC's patented stabilization ring ensures high temperature stability and maximum performance with a smaller overall package
- 9) Release Button - SMC's larger release button contacts the gripping ring when pushed in - the design benefits gripping fingers don't scrape the tube during insertion or removal and lower insertion and releases forces
- 10) Tube Support - A fixed tube support promotes easier tube insertion, superior side load performance, and increased tube retention



05

## Straight Union



Part #	Tube OD	Quantity	Part #	Tube OD	Quantity	Part #	Tube OD	Quantity
TRAKV2H03-00	5/32	5	TRAKV2H11-00	3/8	5	TRAKV2H15-00	5/8	1
TRAKV2H07-00	1/4	5	TRAKV2H13-00	1/2	1			

## Union Tee



Part #	Tube OD	Thread NPT	Qty	Part #	Tube OD	Thread NPT	Qty	Part #	Tube OD	Thread NPT	Qty
TRAKV2T03-00	5/32	5/32	1	TRAKV2T11-00	3/8	3/8	1	TRAKV2T15-00	5/8	5/8	1
TRAKV2T07-00	1/4	1/4	1	TRAKV2T13-00	1/2	1/2	1				

## 90° Union Elbow



Part #	Tube OD	Quantity	Part #	Tube OD	Quantity	Part #	Tube OD	Quantity
TRAKV2L03-00	5/32	1	TRAKV2L07-00	1/4	1	TRAKV2L11-00	3/8	5

## Straight Male Connector



Part #	Tube OD	Thread NPT	Quantity	Part #	Tube OD	Thread NPT	Quantity
TRAKV2H03-33S	5/32	1/16-27	5	TRAKV2H11-37S	3/8	1/2-14	1
TRAKV2H03-34S	5/32	1/8-27	5	TRAKV2H13-35S	1/2	1/4-18	1
TRAKV2H03-35S	5/32	1/4-18	5	TRAKV2H13-36S	1/2	3/8-18	1
TRAKV2H07-34S	1/4	1/8-27	5	TRAKV2H13-37S	1/2	1/2-14	1
TRAKV2H07-35S	1/4	1/4-18	5	TRAKV2H15-36S	5/8	3/8-18	1
TRAKV2H07-36S	1/4	3/8-18	5	TRAKV2H15-37S	5/8	1/2-14	1
TRAKV2H11-34S	3/8	1/8-27	5	TRAKV2H19-36S	3/4	3/8-18	1
TRAKV2H11-35S	3/8	1/4-18	5	TRAKV2H19-37S	3/4	1/2-14	1
TRAKV2H11-36S	3/8	3/8-18	5				

## Male Run Tee



Part #	Tube OD	Thread NPT	Quantity	Part #	Tube OD	Thread NPT	Quantity
TRAKV2Y03-33S	5/32	1/16-18	1	TRAKV2Y07-35S	1/4	1/4-18	1
TRAKV2Y03-34S	5/32	1/8-27	1	TRAKV2Y11-35S	3/8	1/4-18	1
TRAKV2Y07-34S	1/4	1/8-27	1	TRAKV2Y13-35S	1/2	1/4-18	1

## Male Branch Tee



Part #	Tube OD	Thread NPT	Quantity	Part #	Tube OD	Thread NPT	Quantity
TRAKV2T03-33S	5/32	1/16-18	1	TRAKV2T07-35S	3/8	1/4-18	1
TRAKV2T03-34S	5/32	1/8-27	1	TRAKV2T11-35S	1/2	3/8-18	1
TRAKV2T07-34S	1/4	1/8-27	1				

## Male Branch "Y"



Part #	Tube OD	Thread NPT	Quantity	Part #	Tube OD	Thread NPT	Quantity
TRAKV2U07-34S	1/4	1/8-27	5	TRAKV2U13-36S	1/2	3/8-18	2
TRAKV2U11-35S	3/8	1/4-18	5				

# FITTINGS

## 45° Male Elbow



Part #	Tube OD	Thread NPT	Quantity	Part #	Tube OD	Thread NPT	Quantity
TRAKV2K03-34S	5/32	1/8-27	5	TRAKV2K13-34S	1/2	1/8-27	1
TRAKV2K07-34S	1/4	1/8-27	5	TRAKV2K13-35S	1/2	1/4-18	1
TRAKV2K07-35S	1/4	1/4-18	5	TRAKV2K13-36S	1/2	3/8-18	1
TRAKV2K07-36S	1/4	3/8-18	5	TRAKV2K13-37S	1/2	1/2-14	1
TRAKV2K11-34S	3/8	1/8-27	5	TRAKV2K15-36S	5/8	3/8-18	1
TRAKV2K11-35S	3/8	1/4-18	5	TRAKV2K15-37S	5/8	1/2-14	1
TRAKV2K11-36S	3/8	3/8-18	5	TRAKV2K19-37S	3/4	1/2-14	1

## 90° Male Elbow



Part #	Tube OD	Thread NPT	Quantity	Part #	Tube OD	Thread NPT	Quantity
TRAKV2L03-34S	5/32	1/8-27	5	TRAKV2L11-37S	3/8	1/2-14	5
TRAKV2L07-34S	1/4	1/8-27	5	TRAKV2L13-35S	1/2	1/4-18	1
TRAKV2L07-35S	1/4	1/4-18	5	TRAKV2L13-36S	1/2	3/8-18	1
TRAKV2L07-36S	1/4	3/8-18	5	TRAKV2L13-37S	1/2	1/2-14	1
TRAKV2L11-34S	3/8	1/8-27	5	TRAKV2L15-36S	5/8	3/8-18	1
TRAKV2L11-35S	3/8	1/4-18	5	TRAKV2L15-37S	5/8	1/2-14	1
TRAKV2L11-36S	3/8	3/8-18	5	TRAKV2L19-37S	3/4	1/2-14	1

## Female Connector



Part #	Tube OD	Thread NPT	Quantity	Part #	Tube OD	Thread NPT	Quantity
TRAKV2F03-34	5/32	1/8-27	5	TRAKV2F11-36	3/8	3/8-18	5
TRAKV2F03-35	5/32	1/4-18	5	TRAKV2F11-37	3/8	1/2-14	5
TRAKV2F07-34	1/4	1/8-27	5	TRAKV2F13-34	1/2	1/8-27	5
TRAKV2F07-35	1/4	1/4-18	5	TRAKV2F13-35	1/2	1/4-18	5
TRAKV2F07-36	1/4	3/8-18	5	TRAKV2F13-36	1/2	3/8-18	5
TRAKV2F11-34	3/8	1/8027	5	TRAKV2F13-37	1/2	1/2-14	5
TRAKV2F11-35	3/8	1/4-18	5				

## 1/4-28 Taper Thread Grease Fitting



Part #	Type	Length	Hex Size	Qty	Part #	Type	Length	Hex Size	Qty
GF636	45°	15/16	5/16	25	GF652	Straight	43/64	5/16	25
GF637	45°	13/16	5/16	25	GF680	Straight	15/16	5/16	25
GF638	90°	3/4	5/16	25	GF698	Straight	1-1/8	5/16	25
GF641	Straight	17/32	5/16	50	Mostly used on cars & light trucs. All straight grease fittings are heat treated.				

## UNF Straight Thread Grease Fitting



Part #	Type	Thread	Length	Hex Size	Quantity	Description
GF710	Straight	3/8-24	21/32	3/8	25	Mostly used on cars and light trucks. All straight grease fittings are heat treated.
GF711	Straight	5/16-24	21/32	3/8	25	

## 1/8-27 Pipe Thread Grease Fitting



Part #	Type	Length	Hex Size	Qty	Part #	Type	Length	Hex Size	Qty	Description
GF610	Straight	41/64	7/16	25	GF644	Straight	19/32	7/16	10	Used in construction and agricultural, industrial, and large industrial machinery. Constructed for additional strength.
GF611	38°	7/8	7/16	25	GF667	Straight	1-1/4	7/16	10	
GF612	65°	1-3/16	7/16	25	GF684	Straight	2-5/8	7/16	10	
GF613	90°	27/32	7/16	25	GF688	45°	7/8	7/16	25	
GF618	Straight	1	1/2	10	GF689	Straight	2	7/16	10	
GF623	65°	1-3/16	7/16	25	GF699	Straight	1-3/4	7/16	10	

## 1/4-18 Pipe Thread Fitting



Part #	Type	Length	Hex Size	Quantity	Description
GF627	Straight	53/64	9/16	25	Used in construction and agricultural industrial, and large industrial machinery. Constructed for additional strength.
GF629	65°	1-1/32	9/16	25	
GF710	90°	15/16	9/16	25	

## Drive Type Thread Fitting



Part #	Type	Length	Hex Size	Qty	Part #	Type	Length	Hex Size	Qty	
GF608	Straight	5/16	9/16	25	Designed for fast production line installation in untapped holes to save thread tapping cost. Cannot be used where high lubricant back pressures can be developed.	GF744	65°	1/4	7/8	25
GF646	65°	3/16	49/64	25						
GF728	Straight	3/16	9/16	50						
GF739	Straight	3/8	5/8	25						
GF743	Straight	1/4	39/64	25						

05

## Metric Standard Thread Fitting



Part #	Type	Length	Pitch	Hex Size	Qty	Part #	Type	Length	Pitch	Hex Size	Qty
GF3610	Straight	17mm	8mm x 1.0	9mm	10	GF3710	Straight	18mm	10mm x 1.0	18mm	10
GF3613	90°	18mm	8mm x 1.0	9mm	10	GF3737	45°	21mm	10mm x 1.0	21mm	25
GF3637	45°	21mm	6mm x 1.0	9mm	10	GF3738	90°	18mm	10mm x 1.0	18mm	25
GF3638	90°	18mm	6mm x 1.0	9mm	10	Used in the construction and agricultural industry for large industrial machinery.					
GF3641	Straight	16mm	6mm x 1.0	7mm	25						
GF3688	45°	21mm	8mm x 1.0	21mm	10						

## Metric Standard Thread Fitting



Part #	Type	Length	Pitch	Hex Size	Quantity
GF4610	Straight	17mm	8mm x 1.25	9mm	10
GF4613	90°	18mm	8mm x 1.25	9mm	10
GF4637	45°	21mm	6mm x 0.75	9mm	10
GF4638	90°	18mm	6mm x 0.75	9mm	10
GF4641	Straight	16mm	6mm x 0.75	7mm	25
GF4688	45°	21mm	8mm x 1.25	9mm	10
GF4710	Straight	18mm	10mm x 1.5	11mm	10
GF4737	45°	21mm	10mm x 1.5	11mm	25
GF4739	90°	18mm	10mm x 1.5	11mm	25

05

## Metric BSPT 1/8-28 Thread Fitting



Part #	Type	Length	Shank	Hex Size	Quantity	Description
GF9800	Straight	15mm	5.5mm	11mm	10	DIN 71412 - British Standard Pipe. Mild steel case hardened. Zinc plated.
GF9813	90°	25mm	5.5mm	11mm	10	
GF9888	45°	20mm	5.5mm	11mm	5	

## 1/8-27 Stainless Steel Pipe Thread Fitting



Part #	Type	Length	Hex Size	Qty	Part #	Type	Length	Hex Size	Qty	Description
GF610SS	Straight	41/64	7/16	25	GF613SS	90°	27/32	7/16	25	Mostly used on cars and light trucks.
GF612SS	65°	7/8	7/16	25	GF688SS	45°	57/64	7/16	25	

## 1/4-18 Stainless Steel Pipe Thread Fitting



Part #	Type	Length	Hex Size	Qty	Description
GF627SS	Straight	53/64	9/16	25	Used in construction and agricultural industrial and large industrial machinery.

## 1/4-28 Stainless Steel Taper Thread Fitting



Part #	Type	Length	Hex Size	Qty	Part #	Type	Length	Hex Size	Qty
GF637SS	45°	13/16	5/16	10	Used mostly on cars and light trucks.				
GF638SS	90°	3/4	5/16	5					

## Standard Button Head Fittings



Part #	Thread	Length	Shank	Hex Size	Qty	Description
GF670	1/8-27	3/4	11/32	5/8	10	Rugged for heavy machinery or contractors' equipment applications. 6000psi maximum pressure. 5/8" diameter button head.
GF671	1/4-18	53/64	27/64	5/8	10	
GF672	3/8-18	61/64	32/64	3/4	5	

## Giant Button Head Fittings



Part #	Thread	Length	Hex Size	Qty	Description
GF820	1/2-14	1-1/16	1/2	5	Withstands the roughest usage. 15000psi maximum pressure. 7/8" diameter button head. All giant button head fittings are straight fittings.
GF822	3/8-18	1-5/16	9/16	10	
GF823	1/4-18	1-1/4	1/2	10	

## Atmospheric Vent Fittings



Part #	Thread	Length	Shank	Hex Size	Quantity	Description
GF5698	1/8-27	25/32	9/32	7/16	10	For uses on differentials, transmissions, and gear boxes. Allows air to escape and enter as the internal pressure increases and decreases. Cap prevents dirt from entering. Must be installed above the normal level of fluid.

## Heavy Duty Ball Check Coupler



Part #	Thread	Description	Qty
GF6100	1/8-27 FP	Nickel plated, Withstands 20000psi	1

# FITTINGS



## Midget Hydraulic Ball Check Coupler

Part #	Thread	Description	Qty
GF6250	1/8-27 FP	Nickel plated, Wide angle seat	1



## Grease Hose Whips

Part #	Length	Size	Quantity	Description
GFH312	12"	3/16 ID x 1/8 MP	1	High pressure hoses can be used with any type hand lever gun and coupler.
GFH318	18"	3/16 ID x 1/8 MP	1	

## Grease Pipe



Part #	Length	Size	Qty	Part #	Length	Size	Qty	Description
GF5505	5-1/2"	1/8-27 MP Rigid Gun Extension	1	GF5510	10"	1/8-27 MP Rigid Gun Extension	1	Used on hand-operated grease guns only.

05

## Grease Fitting Wrenches



Part #	Description	Qty	Part #	Description	Qty	Description
GF6957	1/8 MP Fitting	1	GF6959	1/4 MP Fitting	1	Spiral end to remove broken fittings and a tap to re-thread stripped threads.



## Universal Joint Adapter - Needle Type

Part #	Description	Qty
GF6850	Used for lubricating universal joints and bearings	1



## Standard Duty Lever-Style Grease Gun Metal Extension and Coupler

Part #	Description	Qty
GF1000	Ideal for household and DIY automotive use; Develops up to 6000psi	1



## Standard Duty Pistol-Style Grease Gun Metal Extension and Coupler

Part #	Description	Qty
GF1050	Easy one-hand operation; 2-way loading - 14oz cartridge or bulk load; Develops up to 5000psi	1



## Professional Lever-Style Variable Stroke Grease Gun Metal Extension & Coupler

Part #	Description	Qty
GF1100	Heavy duty grease gun for automotive professionals; Variable/short stroke for easy use in confined areas; Develops up to 10000psi	1



## Professional Pistol-Style Variable Stroke Grease Gun Metal Extension & Coupler

Part #	Description	Qty
GF1150	Features variable stroke for tight places; 3-way loading - 14oz cartridge, bulk, or suction; Develops up to 7000psi	1



## Grease Fittings Assortments Kits

Part #	Description	Qty	Part #	Description	Qty
GFP600	1/4-28 and 1/8-27 standard	1	GFP630	M6, M6, and M10 Standard Metric	1



## Lincoln® Heavy Duty Lever Type Grease Guns

Part #	Description	Qty	Part #	Description	Qty
LIN1142	Grease Gun w/ 6" Metal Extension & Coupler	1	LIN1147	Grease Gun w/ 18" Whip Hose and Coupler	1



## Heavy Duty Pistol Grip Grease Guns

Part #	Description	Qty	Part #	Description	Qty
LIN1133	Grease Gun w/ 18" Flexible Hose and Coupler	1	LIN1134	Grease Gun w/ 18" Flexible Hose	1

## Lincoln® 1/8 FP Hydraulic Coupler



Part #	Description	Qty
LIN5852	Small outside diameter permits easy contact with recessed fittings; 6000psi maximum operating pressure	1

## Lincoln® 1/8 FP Heavy Duty Hydraulic Coupler



Part #	Description	Qty
LIN5854	7500psi maximum operating pressure	1

## 360° Swivel Coupler Adapter



Part #	Description	Qty
LIN5848	Built-in swivel allows full 360° circle; Locks in any one of eight 45° positions; 7000psi maximum operating pressure	1

## Heavy Duty Power-Operated Grease Gun with 1/4 FP Inlet



Part #	Description	Qty
LIN740	Precision-machined, all-steel handle, body, and guard bracket provides durability and longevity; 7500psi maximum operating pressure	1

## High Pressure/Volume Grease Swivels



Part #	Description	Qty	Part #	Description	Qty
LIN81387	1/2-27 Male x 1/4 NPT Male "Z" Type	1	LIN82399	1/2-27 Male x 1/4 NPT Male Straight	1
LIN81974	1/2-27 Male x 1/4 NPT Male 90°	1	LIN83594	1/4 NPT Male x 1/4 NPT Male "Z" Type	1

## Alemite® High Pressure/Volume Grease Swivels



Part #	Description	Max Operating Pressure	Quantity	
LIN5812	1/8 MP x 12" L Hose Extension	10000psi	1	Strategically placed coil spring provides non-slip, push-pull grip, and prevents accidental "kinking" which could cause hose ruptures
LIN5818	1/8 MP x 18" L Hose Extension	10000psi	1	
LIN5836	1/8 MP x 36" L Hose Extension	10000psi	1	

## Professional Heavy Duty Lever-Type Grease Gun



Part #	Description	Max Operating Pressure	Qty
ALE500	3-Way loading: 14oz cartridge, suction, or loader pump	4500	1

## 1/8 MP Medium Ball Check Fitting



Part #	Description	Quantity
ALEB306740	Used for light to medium lubricants. One piece construction. Medium ball check passage	1

## 1/8 MP Large Ball Check Fitting



Part #	Description	Quantity
ALEB322610	Used for heavy lubricants. Two piece construction. Large ball check passage.	1

## 3/8 MP Loader Coupler



Part #	Description	Qty
ALE306741	For installation on loader pumps. Used in conjunction with loader fitters.	1

# FITTINGS



## Button Head Couplers

For use with standard or giant button head fittings

Part #	Description	Qty
ALE42030	3/16-27 Female Thread for 5/8 Diameter Standard Pull-On Coupler	1
ALE42030-A	1/8 NPTF Thread for 5/8 Diameter Standard Pull-On Coupler	1
ALE304300-A	1/8 NPTF Thread for 5/8 Diameter Giant Pull-On Coupler	1

## Swivels

Permits easy handling of control valves and prevents damage to hose from twisting



Part #	Description	Qty	Part #	Description	Qty
ALE52750	1/2-27 x 1/4 NPT Straight Adapter	1	ALE52752	1/2-27 x 1/4 NPTF "Z" Type	1

05



## Fitting Extensions - Steel

Part #	Description	Qty	Part #	Description	Qty
ALE43761	1/8 FP x 1/8 MP x 3/4 L	1	ALE43762	1/8 FP x 1/8 MP x 1-1/4 L	1



## Elbow Bodies and Adapters

Part #	Description	Qty	Part #	Description	Qty
ALE43706	1/8 FP x 1/8 MP x 1-1/8 L 90°	1	ALE51942	1/4-28 Taper Thread x 1/8 FP Straight	1
ALE43716	1/8 FP x 1/8 MP 45°	1	ALE51943	1/4-28 Taper Thread x 1/8 FP 90°	1
ALE44701	1/8 FP x 1/8 90°	1			



## Universal Needle Nose Adapter

Part #	Description	Qty
ALEB6783	For use in all universal joints and lubrication tight spots	1



# 06

## TRUCK & TRAILER ACCESSORIES

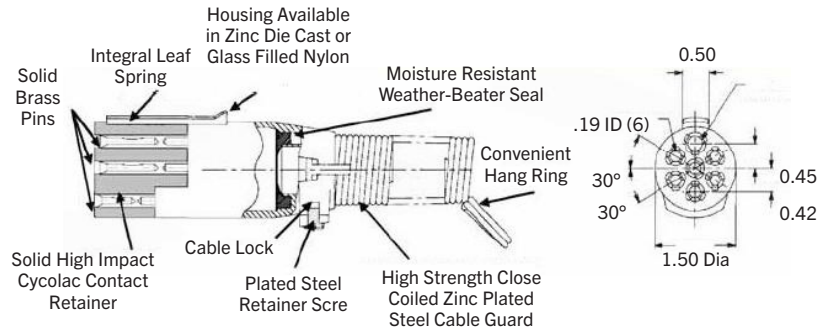
7-Pole	146
6- and 4-Pole	147
Single Pole	148
9-Pole	148
Cables	149
Panels and Blocks	150
Gladhands	150
Hose Assemblies	150
Alarms	152
Horns and Buttons	152
Buzzers and Switches	153
Strobe Warning Lights	153

# TRUCK & TRAILER ACCESSORIES

## 7-Pole Plugs, Sockets, and Connectors

### Insertion and Pull-Out Requirements

Meets and exceeds all standards of SAE J560. Will accept the widest range of wire gauges from #16 wires to #8 ground wire. Tapered design fits comfortably and conveniently for easy hand-position pull. High-impact cyclolac interior with extended lip for easy removal and replacement. Weather-beater seal accomodates a 0.450 minimum wire diameter. Floating pins for ease of alignment and maximum contact. Jumbo finger pull grips and tow hang-up poles. 40 amps continuous duty at 6-28 VDC. Solid brass terminal screws.



06

### Zinc Die Cast Convenience



Part #	Description	Qty	Part #	Description	Qty
POL11-902	Weather Beater Plug with Cable Guard	1/5	POL11-702	Standard 7-Pole Plug with Cable Guard	1/5

### Glass Filled Nylon



Part #	Description	Qty	Part #	Description	Qty
POL11-910	Weather Beater Plug with Cable Guard	1/5	POL11-702	Standard 7-Pole Plug with Cable Guard	1/5

### 7-Pole Sockets

Will accept the widest range of wire gauges from #16 wires to #8 ground wire. Ground terminal pin #1 will accept #14 gauge minimum to #8 gauge maximum. Other terminals will accept #16 gauge minimum to #10 gauge maximum. Self-grounded (zinc die-cast units only) to #1 ground terminal. Floating pins for ease of alignment and maximum contact. Meets and exceeds all standard of SAE J560. Recommended mounting hole is 2" diameter. Interchangeable with competitive makes. 40 amps continuous duty at 6-28 VDC. Stainless steel spring.

No	Color	Wire Gauge	FMVS-121 Anti-Lock Gauge	Circuit
1	White	10	8	Ground Return
2	Black	12	12	Clearance, Side Marker, and ID Lamps
3	Yellow	12	12	Left Turn Signal and Hazard Signals
4	Red	12	10	Stop Lamps and Anti-Lock Devices
5	Green	12	12	Right Turn Signal and Hazard Signal
6	Brown	12	12	Tail, Rear Clearance Marker, License Plate Lamp
7	Blue	12	12	Auxiliary Circuit/ABS Power

### Zinc Die-Cast



Part #	Description	Qty	Part #	Description	Qty
POL11-720	Solid Pin 2-Hole Mount	1/5	POL11-721	Split Pin 2-Hole Mount	1/5

### Glass Filled Nylon Pin



Part #	Description	Qty	Part #	Description	Qty
POL11-723	Nylon Socket Solid Pin	1/5	POL11-837	Split Pin (for ABS applications)	1/5

### Wire Insertion Style 7-Pole Socket with Replaceable Circuit Breakers



Part #	Description	Qty	Part #	Description	Qty
POL11-723	Solid Pin w/o Brackets	1/5	POL11-733	Split Pin w/o Brackets	1/5

### Glass Filled Nylon



Part #	Type	Quantity	Description
POL11-735	15 Amp Split Socket	1/5	Glass-filled nylon nose box offers more durability and weight saving features. Replaces old style heavy weight metal boxes which can cause short circuits.
POL11-736	20 Amp Split Socket	1/5	
POL11-737	25 Amp Split Socket	1/5	
POL11-739	30 Amp Split Socket	1/5	

# TRUCK & TRAILER ACCESSORIES

## Component Parts



Part #	Type	Qty	Description
POL11-801	Adapter Housing Gasket	1/5	Mounting gaskets provides weather-resistant protection against rain and snow. *Includes grommet and screws.
POL11-802*	Adapter Housing	1/5	

## 7-Pole Connector



Part #	Description	Qty	Part #	Description	Qty
POL12-706	Trailer End Only Plug	1/5	POL12-705	Complete Set (12-706 & 12-707)	1/5
POL12-707	Car End Only Plug	1/5			



No	Color	Gauge	Description	No	Color	Gauge	Description
1	White	10	Ground Return	5	Red	14	Stop & Left Hand Turn Signal
2	Blue	12	Electric Brake	6	Brown	14	Stop & Right Hand Turn Signal
3	Green	14	Tail, License, & Running Lights	7	Yellow	14	Auxiliary Circuit
4	Black	10	Battery Charge				

## Connector Adapter (7-Pole to 4-Pole)



Part #	Description	Qty
POL12-716	Converts 7-Pole blade connector to a 4-pole molded connector. Tethered cap for protection from sand, dirt, or moisture intrusion. Allows one vehicle to tow either campers or boat trailers without electrical brakes and eliminates makeshift jumpers. Connets ground, LT, RT, and stop circuits. Non-corrosive nylon shell and insert.	1/5

## Connector Adapter (7-Pole to 5-Pole)



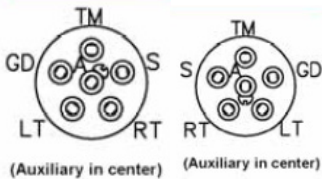
Part #	Description	Qty
POL12-718	Converts 7-pole blade connector to a 5-pole molded connector. Quick and easy to connect. Non-corrosive nylon shell and insert. Allows one vehicle to tow either campers or boat trailers without electrical brakes. Full length plug ensures positive latching.	1/5

## Connector Adapter (7-Pole to 6-Pole)



Part #	Type	Qty	Description
POL12-719	Adapter with Brake Pin in Center of 6-Pole	1/5	Converts 7-Pole blade connector to a 6-pole round connector plug. Allows one vehicle to tow either campers or utility trailers. Non-corrosive nylon shell and insert. Quick and easy to connect.
POL12-729	Adapter with Auxiliary Pin in Center of 6-Pole	1/5	

## 6- and 4-Pole Connectors



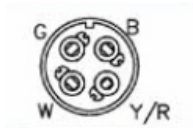
No	Color	Circuit	No	Color	Circuit
GD	White	Ground Return	S	Red	Stop and/or Electric Brake
TM	Brown	Tail Lights	RT	Green	Right Turn
LT	Yellow	Left Turn	A	Blue	Auxiliary Circuit (Center)

## 6-Pole



Part #	Description	Quantity
POL11-605	6-Pole Plug with Cable Guard	1/5
POL11-609	6-Pole Socket, Concealed Terminals	1/5
POL11-608	6-Pole Socket with Rubber Boot	1/5
POL11-607	6-Pole Socket, Exposed Terminals	1/5

## 4-Pole Plug



4-Pole Position	5-Pole Position	Color	Circuit	Description
W	1	White	Ground Return	Two 1/4" diameter mounting holes on pole sockets. 2-7/8" on center - mounts through 1-3/8" diameter hole. Integral finger grips for positive pull, difficult to shake loose. Unique cable clamp prevents chafing, gives more cable support and saves installation time. Terminals accept up to #12 gauge wire. Polarized for proper wiring. Dust and water-resistant. Stainless steel spring.
G	5	Green	Right Turn and Brake Lights	
Y/R	3 or 4	Yellow or Red	Left Turn and Brake Lights	
B	2	Brown	Tail Lights	

## 4-Pole Plugs



Part #	Description	Qty	Part #	Description	Qty
POL11-402	4-Pole Plug	1/5	POL11-403	4-Pole Plug with Cable Guard	1/5

06

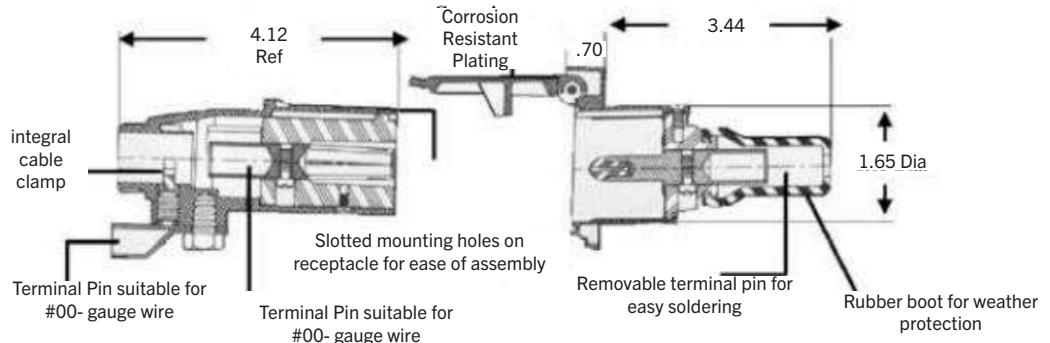
# TRUCK & TRAILER ACCESSORIES



## Connector Adapter (6-Pole to 4-Pole)

Part #	Description	Qty
POL12-717	Converts 6-pole round connector to a 4-pole molded connector. Non-corrosive nylon shell and insert. Eliminates makeshift jumper Quick and easy to connect.	1/5

## Single Pole Connectors



## Single Pole Connectors Accessories

Part #	Description	Quantity
POL11-852	Plug	1/5
POL11-762	Rubber Boot Seals	1/5
POL11-851	Socket	1/5
POL52-138	Battery Jumper Terminal Positive	1/5
POL52-139	Battery Jumper Terminal Negative	1/5
POL11-763	Cable Guard Plated Steel (Fits POL11-852)	1/5
POL11-771	Socket Brackets (Fits POL11-851)	1/5



## 9-Pole Connector

Staking methods proven in long-term usage - no possibility of molding compound and contaminating contacts to cause "dead spots". Unique methods of machining from solid bar (not stamping) and spring loading contacts give long trouble-free service. Over 1.5 million trucks utilize this type of heavy duty connector contacts. "Floating pins" originating with Pollak and a standard for the trucking industry are self-aligning offering continuous wiping action and most positive contact. Terminals designed for 2-8 gauge, 2-12 gauge, and 5/14 gauge to new industry standard for minimum voltage drop. Contacts on both trailer and car side spring loaded. Completely field serviceable.

No	Color	Gauge	Description	No	Color	Gauge	Description
1	White	10	Ground Return	6	Brown	14	Stop & Right Hand Turn Signal
2	Blue	12	Electric Brake	7	Yellow	14	Back-Up, Auxiliary Ground/Circuit
3	Green	14	Tail, License, & Running Lights	8	Gray	14	Auxiliary Circuit
4	Black	10	Battery Charge	9	Orange	14	Reefer (Tag or Stop)
5	Red	14	Stop & Left Hand Turn Signal				

## 9-Pole Connector



Part #	Description	Qty	Part #	Description	Qty
POL12-906	Trailer End Only Plug	1/5	POL12-905	Complete Set (12-906 & 12-907)	1/5
POL12-907	Car End Only Plug	1/5			

## Mounting Brackets



Part #	Type	Qty	Description
POL12-711U POL12-710U	Black Epoxy Coated for Protection Against Rust & Corrosion ISO 7-Pole Receptacle	1/5 1/5	Right angle mounting brackets used for Part No's POL11-893, POL12-703, POL12-707, and POL12-907

# TRUCK & TRAILER ACCESSORIES



## 4- and 2-Pole Complete Connector Assembly

Part #	Type	Qty	Description
POL11-200	2-Pole Complete Assembly	1/5	12-24 volts. 20amp. Polarized design with high impact interior and split brass contacts for a perfect fit to ensure maximum current carrying capacity. Outer sleeves are unaffected by ozone or weather.
POL11-405	4-Pole Complete Assembly	1/5	

## Automotive, Marine, Recreational Vehicles, and Trucks



Part #	Type	Type	Qty	Description
POL12-200	2-Pole Complete Assembly	Flat	1/5	POL12-404 & POL12-601 have a 48" wire leads of female (car) side; 12" leads on male (trailer) side. Standard 18 gauge automotive wire, 12" wire length except where noted. Molded inline connectors (flat type) are an economical means of connecting electrical systems. Molded case offers all-around weather protection. Polarized design to ensure proper connection. Wires are color coded for easy installation. 12-24 volts, 15 amp.
POL12-403	4-Pole Complete Assembly	Flat	1/5	
POL12-404	4-Pole Complete Assembly	Flat	1/5	
POL12-600	6-Pole Complete Assembly	Square	1/5	
POL12-601	6-Pole Complete Assembly	Square	1/5	

## Tramec 7-Way Plugs, Yellow Cables, & Receptacles Modified ISO 3731



Part #	Description	Quantity	Part #	Description	Quantity
TRA38601	ISO 7-Hole Plug	1/5	TRA38701	ISO 7-Pole Receptacle	1/5

## 7-Way Plug/7-Way Plug Standard Coiled Cable



Part #	Type	Qty	Description
TRA45A12	12' Working Length, Two 12" Leads	1	Provides good cut, tear, and abrasion resistance. Offers good coil memory retention. Coils remain flexible at sub-zero temperatures with a 60°F jacket. TRA45A - Black coil, 1/10-6-1/2 gauge, 7 way plug. TRA47A - Black coil, 1/12-6/14 gauge, 7-way plug.
TRA45A15	15' Working Length, Two 12" Leads	1	
TRA47A12	12' Working Length, Two 12" Leads	1	
TRA47A15	15' Working Length, Two 12" Leads	1	

## Straight/Straight Sonogrip® Standard Coiled Cable



Part #	Type	Qty	Description
TRA47008	8' Working Length, Two 12" Leads	1	Coils remain flexible at sub-zero temperatures with a 60° jacket. Provides good cut, tear, and abrasion resistance. Black coil, 1/12-6/14 gauge, straight plugs. offers good coil memory retention.
TRA47012	12' Working Length, Two 12" Leads	1	
TRA47015	15' Working Length, Two 12" Leads	1	

## ABS 1/8-2/10-4/12 Coiled Cable with Metal Plugs



Part #	Type	Jacket	Qty	Description
TRA4AA15	15' Working Length, Two 12" Leads	Urethane XT	1	Heavy duty urethane XT jacket cable provides superior cut, tear, and abrasion resistance. Provides excellent coil memory retention, even at high temperatures. Coils remain flexible at sub-zero temperatures. Conventional die-cast zinc plugs.
TRA4DA12	12' Working Length, Two 12" Leads	Standard	1	
TRA4DA15	15' Working Length, Two 12" Leads	Standard	1	

## ISO Yellow Coiled Cable



Part #	Size	Qty	Description
TRA38604-12	12', 1/8-2/10-4/12	1	Vivid yellow ABS cables are NHTSA approved. Constructed with one 8AWG (white), two 10 AWG (red & blue), and four 12 AWG (brown, black, yellow, & green wires). Temperature range to -85°F. With ISO cable plugs.
TRA38604-15	15', 1/8-210-4/12	1	

## 6-Way Coiled Cable with Spring Guard



Part #	Size	Wire	Qty	Part #	Size	Wire	Qty
TRA38196-08	8'	6/14	1	TRA38196-12	12'	6/14	1
TRA38196-10	10'	6/14	1	TRA38196-15	15'	6/14	1

## Single Pole Lift-Gate Cables



Part #	Size	Quantity	Part #	Size	Quantity	Description
TRA38181-12	12'	1	TRA38181-15	15'	1	6 GA (1666 strand) copper

## 12' Coiled Nylon Air Brake Tube



Part #	Size	Qty	Part #	Length	Color	Qty	Description
TRA451035N	12' Coil Set 6" Leads	1	TRA451035NB	12'	Blue	1	Meets DOT 106 & 393.45 SAE J1131. Pair packaged in sets of 1 red and 1 blue. 1/2" pipe thread on both ends.
			TRA451035NR	12'	Red	1	

## 15' Coiled Nylon Air Brake Tube



Part #	Size	Qty	Part #	Length	Color	Qty	Description
TRA451036N	15' Coil Set 12" Leads	1	TRA451036NB	15'	Blue	1	Meets DOT 106 & 393.45 and SAE J131. Pair packaged in sets of 1 red and 1 blue. 1/2" pipe threads on both ends.
			TRA451036NR	15'	Red	1	

06

# TRUCK & TRAILER ACCESSORIES

## ATC Blade Type Fuse Panel - 6 & 8 Position



Part #	Position	Output Terms	Input Terms	Material	Qty	Interchangeable blade terminals - accepts ATC blade-type fuses or blade-type auto or manual reset circuit breakers. Other features include no top cover necessary, recessed tri-furcated fuse contacts, and recessed mounting holes. Applications include compact and lightweight, yet rugged enough for use in trucks, buses, boats, RVs, etc.
POL52-406	6 Panel, .62"	.250" x .032" OC rated 30A max/circuit	#10-32 Stud Input Rated 150A max	Black, UL rated 94 VO thermoplastic, -20°F to 150°F	1	
POL52-408	8 Panel, 1.25"				1	



## Junction Boxes

Designed to offer a quick and trouble-free method for connective wires between the trailer and the towing vehicle.

Part #	Description	Qty
POL52-248	10-Terminal Junction Box. 7.5" Length x 3.75" Wide x 2.5" High.	1
POL52-249	7-Circuit Breaker Junction Box. Bus bar for studded circuit breakers. 0.20 x 0.30 slots	1
POL52-259	7-Terminal Junction Box. 8.06" Length x 3.2" Wide x 2.09" High.	1

## Terminal Blocks with Independent Feeds



Part #	# of Gangs	Length x Width x Height	Mount Hole	Qty	Specifications - Rating: 20A, 12 VDC, UL, and CSA. Temperature Range :320°F (150°C) max and -40°F minimum. Wiring: Terminals will accept maximum wire size of AWG #12. Terminal Screw Size: #6-32 phillslot combination. Distance between barriers: 0.353". Mounting: #6 screws.
POL52-270	4	2.51" x 1.37" x .075"	2.18"	1	
POL52-271	6	3.38" x 1.37" x .075"	3.06"	1	
POL52-272	8	4.25" x 1.37" x .075"	3.93"	1	
POL52-273	10	5.13" x 1.37" x .075"	4.81"	1	

## Terminal Blocks Non-Feed Thru



Part #	# of Gangs	Length	Mount Hole	Qty	Description
POL52-244	4	4.5"	2.18"	1	30A, 12VDC rating. 250°F (120°C) operating temperatures 2 to 10 steel studs on 0.750" centers and a "dog point" to guide nut into 10-24 thread standard. Recommended 20in/lb (25in/lb max) torque.
POL52-245	6	6.0"	3.06"	1	
POL52-272	8	7.5"	3.93"	1	
POL52-273	10	9.0"	4.81"	1	

## Gladhand Grips



Part #	Description	Qty	Description
TRA36340	Molded Grips (Blue & Red)	1	Gladhand grip extensions for easy coupling. Tough, molded grips with plated steel fittings or anodized aluminum with knurled finish.
TRA36440	Aluminum Grips (Blue & Red)	1	

## Standard Aluminum Gladhands



Part #	Type	Qty	Part #	Type	Qty
TRA56101	1/2" FP Service	1	TRA56301	1/2" FP Universal	1
TRA56201	1/2" FP Emergency		Standard burnished aluminum finish.		

## Premium Aluminum Gladhands



Part #	Type	Qty	Part #	Type	Qty	Aluminum. Plated finish for durability. Clamp plate wraps around for extra security.
TRA36101	1/2" FP Service	1	TRA36301	1/2" FP Universal	1	
TRA36201	1/2" FP Emergency	1				

## Cast Iron Gladhands



Part #	Type	Qty	Part #	Type	Qty	Description
TRA56121	1/2" FP Service	1	TRA56321	1/2" FP Universal	1	Zinc plated and yellow dichromate. Urethane seal is standard with this assembly.
TRA56221	1/2" FP Emergency	1				

## Hose Assembly with Spring Guard



Part #	Hose ID*	Length	NPTF End Fittings	Description	Qty
TRA32516-180	3/8"	15'	1/2"-14	Meets SAE J1402. Non-swivel fittings and spring guards. *Assembly for Gladhands.	1

## Heavy Duty Hose Assembly



Part #	End Fitting	Length	Qty	Part #	End Fitting	Length	Qty
TRA32001-020	1/4" X 1/4" NPTF	20"	1	TRA32002-032	3/8" X 3/8" NPTF	32"	1
TRA32001-026	1/4" X 1/4" NPTF	26"	1	TRA32003-034	3/8" X 3/8" NPTF	34"	1
TRA32001-034	1/4" X 1/4" NPTF	34"	1	TRA32002-042	3/8" X 3/8" NPTF	42"	1
TRA32001-042	1/4" X 1/4" NPTF	42"	1	Meets DOT & SAE J1402. One end swivel nut with adapter. 3/8" hose ID. One end fixed.			
TRA32002-020	3/8" X 3/8" NPTF	20"	1				
TRA32002-026	3/8" X 3/8" NPTF	26"	1				

06

# TRUCK & TRAILER ACCESSORIES

## Slider Hose Assembly



Part #	Hose ID	Length	Description	Qty
TRA32516-112	3/8" Air Brake	112"	7/8"-20 mounting thread on anchor fitting. No spring guard. Meets DOT 106 and SAE J1402.	1

## Special 1/4" ID Control Line Slider Hose



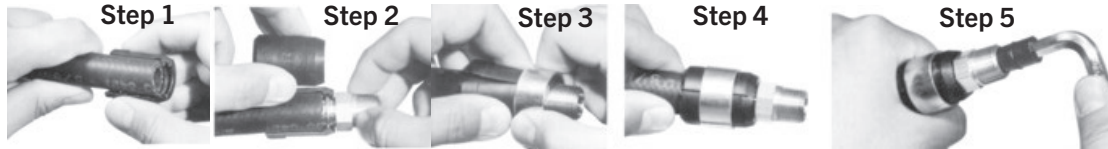
Part #	Hose ID	Length	Description	Qty
TRA32801-114	1/4" Air Brake	114"	Anchor fitting for tubing crimped directly onto hose. Meets DOT 106 for improved timing. Has spring guard.	1

## Air Brake Hose End Kits and Assemblies

Meets DOT 106 and SAE J1402 requirements. Swivel ends reduce residual torque in hose for longer life. No need to disconnect both ends to service the brake system. Components in contact with the air are made of corrosion-resistant brass and nylon to improve air system life.

### (A) Shell (B) Fitting (C) Shell (D) Ring (E) Barb

**Step 1:** Disassemble kit. **Step 2:** Position hose end on shell (A) flush with groove. **Step 3:** Insert fitting (B) into groove and position shell (C) opposite shell (A). **Step 4:** With assembly in hand, squeeze forward ends of shells and push/twist ring (D) over shells to its final position as shown. **Step 5:** Insert barb (E) into fitting (threaded end of barb should be greased). Push and turn to start threads. Using a 5/16" hexagon ket, continue to push and turn until the barb is flush inside the fitting. Note: Check final assembly visually to ensure that hose has not shifted position during assembly.



## Support Springs



Part #	OD	Wire	Length	Description	Qty
TRA34015	1"	0.072	13"	High tensile spring steel. Zinc plated, yellow dichromate	1

## Beam Flange Fastener



Part #	Description	Qty
TRA34118	For 1/8" to 1/4" flange thickness. Zinc plate and dichromate finish	1

## Hose Spacer/Hanger Clamps



Part #	A	B	Qty	Description
TRA34020	3/8"	3/8"	1	Meets DOT 106 & SAE J1402 requirements. Swivel ends reduce residual torque in hose for longer life. No need to disconnect both ends to service the brake system. Corrosion resistant brass and nylon improve air system life.
TRA34021	1/2"	1/2"	1	

## Swivel Sticks and Parts

Choice of chrome or zinc and yellow dichromate.



Part #	Type	Qty	Description
TRA3420060	Chromed Swivel Stick	1	Steel support arm. 41" post pivots at base. Standard bracket and docker mounting holes. 7/16"-20 x 2.6" mounting stud. Chrome or zinc/yellow dichromate.
TRA34213*	Support Clamp for 3/8" ID Cable	1	
TRA34200*	Support Clamp for 1/2" ID Cable	1	

## Dockers for Gladhands and 7-Way Connectors



Part #	Description	Quantity
TRA34211	The plug socket and gladhand brackets are angled to the driver's side of the vehicle for safe and efficient docking. No mounting hardware.	1

## Gladhand Accessories



Part #	Description	Qty	Part #	Description	Color	Qty
TRA36001	Double Lip Seal	1	TRA36010	Urethane Double Lip Seal	Gray	1
TRA36003	Single Lip Seal	1	TRA36011	Urethane Double Lip Seal	Blue	1
TRA36002	Stainless Steel Filter	1	TRA36012	Urethane Double Lip Seal	Red	1

06

# TRUCK & TRAILER ACCESSORIES

## Bac-A-Larm 200 Series Basic Models



Part #	Type	Qty	Description
PRECO-225	12-24 Volt 87 DB SAE J994 Type D	1	Compact size and universal mounting bracket maximizes location option. Sealed in epoxy for protection against dust, moisture, and vibration. Self-grounding with stud terminal connections
PRECO-240	12-24 Volt 97 DB SAE J994 Type C	1	
PRECO-250	12-24 Volt 102 DB SAE J994 Type F	1	

## Bac-A-Larm 200 Series High Sound Level - Wire Leads



Part #	Description	Qty
PRECO-270	12-24 Volt 107 DB SAE J994 Type B with Wire Leads. Sealed in epoxy for protection against dust, moisture, and vibration. Black: Negative; Red: Positive. Solid state alarm is polarity protected. Compact size and universal mounting bracket maximizes location options.	1

## Bac-A-Larm 300 Series Low/Medium - High Sound



Part #	Type	Qty	Description
PRECO-360	12-24 Volt 107 DB SAE J994 Type B Single Sound Level	1	Versatile, durable housing provides optimum value. Stud terminal connections. Universal mounting provides vertical and horizontal mounting options.
PRECO-370	12-24 Volt 97 & 107 DB SAE J994 Type B & C Manually Adjustable	1	
PRECO-380	12-24 Volt 112 DB SAE J994 Type A Single Sound Level	1	
PRECO-390	12-24 Volt 107 & 112 DB SAE J994 Type A & B Manually Adjustable	1	

## Bac-A-Larm 300 Series Wire Leads



Part #	Description	Qty	Description
PRECO-360C	12-24 Volt 107 DB SAE J994 Type B Single Sound Level	1	Versatile, durable housing provides optimum value. Standard terminal studs are replaced by wire leads. Black - negative, Red - positive.
PRECO-380C	12-24 Volt 112 DB SAE J994 Type A Single Sound Level	1	

## Bac-A-Larm 45 Series Heavy Duty



Part #	Description	Qty	Description
PRECO-45A	12-24 Volt 107 DB SAE J994 Type B Single Function	1	Designed to withstand the most punishing environments. Have #8-32 UNC terminal studs on the back of the unit. One of the most rugged, heavy duty alarms on the market.
PRECO-45AA	12-24 Volt 87 & 107 DB SAE J994 Type B & D Manually Adjustable	1	

## 60 Series Heavy Duty Star Alarms

Heavy duty die-cast housing. Long-term reliability. Durable and versatile. Convenient compact size.

### Auto-Adjust Alarms



Part #	Description	Qty
STAR60-802A	12V DC - 24V DC - 77 DB - 97 DB Heavy Duty Die-Cast Back-Up Alarm	1
STAR60-807A	12V DC Onlin - 87 DB - 107 DB Heavy Duty Die-Cast Back-Up Alarm	1

### Single Tone Alarms

Part #	Dimensions	Qty
STAR60-087	12V DC - 24V DC - 87 DB Heavy Duty Die-Cast Back-Up Alarm	1
STAR60-097	12V DC - 36V DC - 97 DB Heavy Duty Die-Cast Back-Up Alarm	1
STAR60-102	12V DC - 36V DC - 102 DB Heavy Duty Die-Cast Back-Up Alarm	1
STAR60-107	12V DC or 24V DC - 36V DC - 107 DB Heavy Duty Die-Cast Back-Up Alarm	1

## Starmatic Model 63-000 Auto-Adjust Back-Up Alarm



Part #	Description	Qty
STAR63-000	Operates rom 12V - 24V DC with high impact housing. 12-24 Volt 87-112 DB. Accomodates your needs in quiet areas or high noise environments. Automatically adapts to 10 DB over surrounding noise, effective protection, yet non-irritating. Resistant to rust and corrosion.	1

## Heavy Duty Die-Cast



Part #	Description	Qty
STAR61-107	Rugged die-cast construction for reliability in tough, noisy, localized areas for back-up protection. Perfect for heavy equipment, bulldozers, graders, etc.	1

## Forward Horn 117



Part #	Description	Qty
PRECO-FH117	12-24 Volts 117 DB Continous Sound. Designed to be used where a high-decibel, rugged horn is necessary. SAE J1105 Sep 89, Type J on volt systems. SAE Type K on 12 volt systems.	1

06



# TRUCK & TRAILER ACCESSORIES



## Forward Horn 312

Part #	Description	Qty
PRECO-FH312	12-60 Volt 112 DB Continous Sound. SAE J1105 Sep 29, Type K. Specifically designed for the material handling industry. Solid-sate designed for long life.	1

## Trumpet Horns



Part #	Dimensions	Qty	Description
SIG72005	12 Volt Hi-Note Signal	1	Steel housing with corrosion resistant finish, plastic protector, and copper wire coil motor. Comes with universal mounting bracket.
SIG73130	24 Volt 2 Terminal Signal	1	
SIG72002	12 Volt 1-2 Terminal Hi-Note	1	
SIG72015	12 Volt Low Note 2 Terminal Signal	1	

## Pollak Horn Buttons



Part #	Description	Qty	Part #	Description	Qty
POL52-660	Large ivory button with clamp on bracket	1	POL52-661	Flat surface mounting bracket	1

## Cole Hersee Universal Buzzers



Part #	Description	Qty
CH4099	Universal buzzer works with any temperature, pressure, door, or momentary switch. Electrical contacts are designed for instant response and uninterrupted signal. Moisture repellent insulator and impact resistant ABS resin case	1

## Cole Hersee Dual Alarm Buzzer



Part #	Description	Qty
POL4112-RC	LED pilot light "dual alarm" buzzer gives audible and visible alert. Universal application can be used with any electrical switch. LED pilot light "Dual Alarm" buzzer gives audible and visual alert. Universal application can be used with any electrical switch.	1

## Pollak Universal Buzzer



Part #	Description	Qty
POL52-400	Truck low air pressure and bus rear door warning. 12V DC. 2-screw terminal universal buzzer.	1

## Cole Hersee Dual Rate Electronic Alarm



Part #	Description	Qty
CH40212	12V DC. Minimum sould level: 90QB. Sounds at two different rates: one sensor triggers a fast-rate alarm, the second actuates a slower rate alarm tone.	1

## Preco Water-Resistant Alarm Switches



Part #	Description	Qty
PRECO-SWM43	Water-resistant, metal housing with 5 amp rating and a full 360° movement. Can be wired in the field "normally open" or "normally closed." Adjustable mounting bracket included. CSA approval.	1

## Star® Very Low Profile Die-Cast Aluminum Base Strobe Warning Light



Part #	Description	Qty
STAR241SFA	12V DC. 8 joules/single flash. Only 3-1/4" high - compact yet powerful. Completely encapsulated for increased shock and weather resistance. Rugged die-cast aluminum base is protected with a powder coat finish. Lens color: Amber (also available in blue, clear, green, red, and magenta). Mounting: Universal/flange or magnetic mount.	1

## Star® Very Low Profile Rubber Base Strobe Warning Light



Part #	Description	Qty
STAR221RA	12V DC. 3 joules/single flash. Lens color: Amber (also available in blue, clear, green, and red). Mounting: Permanent mount on 2 studs on 4-1/8" centers or magnetic mount. Offered a molded rubber base to absorb shock and vibration and prevents corrosion. 211RMA offers a NeoForce Magnet Technology - the magnet is concealed inside the molded rubber base and will not scratch the roof of your vehicle.	1
STAR211RMA		1

## Star® Compact Low Profile ABS Plastic Base Strobe Warning Light



Part #	Flash	Qty	Description
STAR201ZA	Single	1	Circuit is a small, dynamic, low-profile strobe with a quick-snap lens and base assembly for easy field repairs. Polycarbonate lens is sealed to the base with a water-resistant enhanced o-ring. 12V DC, 3 joules/single flash, 3.75 joules/quad flash. Lens color: Amber (also available in blue, clear, green, red, and magenta). Mounting: Permanent mount.
STAR201QZA	Quad	1	

06

# TRUCK & TRAILER ACCESSORIES



## Star® Medium Profile Rubber Base Strobe Warning Light

Part #	Flash	Qty	
STAR200SA	Single	1	Medium profile circuit is very versatile and stands 6-1/4" high. Rugged die-cast base is fully gasketed and the modular circuit is completely encapsulated for increased shock and weather resistance. RFI protection is available for double or quad flash. 12V DC. CSA approved and SAE J1318 2/3: STAR200SA. Lens color: Amber (also available in blue, clear, green, red, and magenta). Mounting: Permanent - 1/2" conduit pipe mount.
STAR200SDA	Double	1	
STAR200SQA	Quad	1	



## Star® High Profile Strobe Warning Light

Part #	Flash	Qty	
STAR225TC	Single	1	225TC and 225TS series offer field selectable flash patterns of double flash or quad flash via an internal jumper. The virgin Lexan, lens easily twist on/off the durable and lightweight polycarbonate plastic, universal mount, flanged base. The modular circuit is completely encapsulated for increased shock and weather resistance, and is also protected with a low voltage shut down feature. 12-48V DC, SAE J1318 Class 2 approved. 7 joules/double flash. 10 joules/quad flash. Flash rate: 80DFPM/65QFPM. Lens color: Amber (also available in blue, clear, and red).
STAR225TCMA	Double with Plug Adapter	1	

06



## Star® High Profile Strobe Warning Light with LED Diagnostic Indicator

Part #	Flash Rate	Voltage	Joules	Watts	Lens Color	Class Approval	Mount	Base	Protection	Qty
STAR225TCHA	65 QFPM	12-24V DC	19.5	21	Amber (also in blue, clear, and red).	SAE J1318 Class I	Universal	Flanged	RFI standard	1

Circuit offers a patented LED diagnostic indicator, a photocell for automatic "night mode" switched and field selectable flash patterns via an internal jumper for quad flash or double flash. The virgin Lexan, lens easily twists on/off the durable and lightweight polycarbonate plastic. Modular circuit is completely encapsulated for increased shock and weather resistance, and is also protected with a low voltage shutdown feature.



## Star® Tear Drop Strobe Warning Light

Part #	Flash Rate	Volt	Mount	Lens Color	Qty	
STAR116HMA	160 FPM	12V DC	Magnetic	Amber (also in blue, clear, green, and red).	1	Aerodynamic, ideal for unmarked cars or volunteers. Dome shaped. Ships complete with mounting hardware, cigarette plug with lighted on/off switch and instructions.



## Star® 9200S Series: Mini-Bar Strobe Warning Light

Part #	Flash	Flash Rate	Joules	Mount	Qty	
STAR9200SA	Double	128 DFPM	11.25	Permanent	1	Dual high intensity strobes are enhanced with twin internal v-mirrors. Durable polycarbonate domes resist UV deterioration. ABS plastic base makes them lightweight and non-corrosive. 12-24VDC voltage. 24 watts. Lens color is amber (also in blue, clear, green, and red). Circuit and strobe tube assemblies are fully encapsulated to guard against shock and vibration, and are easily field replaceable. Magnetic mount version ships with attached cigarette plug with lighted on/off switch and vinyl pads for magnets to avoid scratching.
STAR9200SQA	Quad	84 QFPM	17.5	Permanent	1	
STAR9200SMA	Double	128 DFPM	11.25	Magnetic	1	
STAR9200SMQA	Quad	84 QFPM	17.5	Magnetic	1	



## Star® 9200H and 9200I Series Mini-Bar Strobe Warning Light

Part #	Amp Draw	Mount	Bulb Watts	Bulb	Qty	
STAR9200HA	8 amps, 12V DC	Permanent	50	Halogen	1	Amber (also in blue, clear, green, red, and magenta). SAE J845 Class 1 approved for halogen (amber, blue, clear, and red only). 80 FPM standard/rotator or 160 FPM high speed/rotator. Patent pending shock mounted rotators with two seals roller bearings provide quiet, smooth, and maintenance-free operation. Dual rotators are enhanced with a single wall mirror and durable polycarbonate domes. ABS plastic bases are lightweight and non-corrosive. UV deterioration resistant and are fully gasketed to protect against the elements. Compact all in one package with the reliability and attention getting power you need. Lock and stay bulbs are field replaceable.
STAR9200HMA	8 amps, 12 VDC	Magnetic	50	Halogen	1	
STAR9200IA	5.6 amps, 12 VDC	Permanent	50	Incandescent	1	
STAR9200SMQA	5.6 amps, 12 VDC	Magnetic	50	Incandescent	1	



## Preco® Low Profile Die-Cast Aluminum Base Strobe Warning Light

Part #	Volt	Joules	Watts	Flash	Flash Rate	Mount	Lens Color	Qty
PRECO-4241A	12-24V DC	12	28.8	Double	80 QFPM	Permanent	Amber	1

Low profile strobe light offers outstanding value when a cost effective SAE Class 2 light is required. SAE J1318 Class 2 approved. Screw-on polycarbonate lens and snap-fit flashtube allows easily field service without tools. Suitable for both on or off-highway applications.

# 07

## ABRASIVES

Conditioning Discs	156
Grinding Discs	156
Flap Discs	156
Fibre Discs	157
Blending Discs	158
Paper/Cloth Sheets and Rolls	158
Grinding Wheels	160
Cutting Wheels	160
Flap Wheels	160
Reinforced Wheels	160
Steel Wheels	161
Wire Wheels	161
Wire Brushes	162

# ABRASIVES

## Scotch-Brite Surface Conditioning Discs



Part #	Color	Grade	Size	Discs per Box	Box per Case	Description
3M7450	Brown	Coarse	4"	10	4	Used to quickly remove cut cork or paper gaskets. Ideal for cleaning light oxidation and removing gasketing residue. Used on a wide variety of surfaces including engine blocks, heads, valve covers, and transmission bearings. For steel parts.
3M7451	Maroon	Medium	4"	10	4	
3M7455	Brown	Coarse	3"	25	4	
3M7456	Maroon	Medium	3"	25	4	
3M7453	Brown	Coarse	2"	25	4	
3M6432	Maroon	Medium	2"	25	4	

## Scotch-Brite Roloc Surface Conditioning Discs

### For Steel Parts:



Part #	Color	Grade	Size	Discs per Box	Box per Case	Description
3M7482	Brown	Coarse	4"	10	10	Quick 1/2 turn on, 1/2 turn off. Used to quickly remove cut cork or paper gaskets and form-in-place gasketing materials prior to assembling of powertrain components.
3M7483	Maroon	Medium	4"	10	10	
3M7485	Brown	Coarse	3"	25	4	
3M7487	Maroon	Medium	3"	25	4	
3M7480	Brown	Coarse	2"	25	4	
3M6381	Maroon	Medium	2"	25	4	

### For Aluminum Parts:



Part #	Color	Grade	Size	Discs per Box	Box per Case	Part #	Color	Grade	Size	Discs per Box	Box per Case
3M7511	Blue	Medium	4"	10	10	3M7514	Gray	Fine	3"	25	4
3M7512	Gray	Fine	4"	10	10	3M7515	Blue	Medium	2"	25	4
3M7513	Blue	Medium	3"	25	4	3M7516	Gray	Fine	2"	25	4

## Scotch-Brite Roloc Surface Conditioning Discs

### For Aluminum Parts:



Part #	Color	Grade	Size	Discs per Box	Box per Case	Part #	Color	Grade	Size	Discs per Box	Box per Case
3M7530	Green	50	1"	10	4	3M7528	White	120	2"	10	4
3M7531	Yellow	80	1"	10	4	3M7526	Green	50	3"	10	4
3M7532	White	120	1"	10	4	3M7527	Yellow	80	3"	10	4
3M7524	Green	50	2"	10	4	3M7529	White	120	3"	10	4
3M7525	Yellow	80	2"	10	4						

## 3M Roloc Disc Pad Assembly



Part #	Diameter	Quantity	Description
3M5539	2"	1/10	Hard rubber back up pad. Provides firm support. Pad assemblies come complete with a 2" stel shaft and adapter.
3M5540	3"	1/10	
3M5541	4"	1/10	

## 3M Green Corps Roloc Discs



Part #	Diameter	Grade	Discs per box	Box per Case	Description
3MAB-01396	2"	50	25	10	Handy, quick change tool for disc grinding which fits any standard 1/4" drill or air disc grinding. The grit of any disc can be determined by the color.
3MAB-01397	2"	36	25	10	
3MAB-01398	2"	24	25	10	
3MAB-01406	3"	50	25	10	
3MAB-01407	3"	36	25	10	
3MAB-01408	3"	24	25	10	

## 3M 785C Grinding Discs



Part #	Size	Grade	Qty	Description
3MAB-80660	4-1/2" x 7/8"	36	1/25	Built-in grinding aid reduces heat build for cooling, cutting action that lessens part discoloration on heat sensitive metals. Excellent for offhand and pressure grinding applications.
3MAB-80661	4-1/2" x 7/8"	50	1/25	

## 3M 563D Type 29 Flap Discs



Part #	Grade	Size	Quantity	Part #	Grade	Size	Quantity	Description
3MAB-50467	P36	4-1/2" x 7/8"	1/10	3MAB-50649	P60	4-1/2" x 7/8"	1/10	Fast cutting disc with exceptionally long life.
3MAB-80661	P40	4-1/2" x 7/8"	1/10					

07

## Weiler Tiger Type 29 Angled Style Flap Disc

For rough grinding applications on steel and stainless steel



Part #	Backing	Type	Dia	Arbor Hole	Grit	Max RPM	Qty
WEIL50502	Aluminum	Zirconia Alumina	4"	5/8"	36	15000	5
WEIL50503	Aluminum	Zirconia Alumina	4"	5/8"	40	15000	5
WEIL50504	Aluminum	Zirconia Alumina	4"	5/8"	60	15000	5
WEIL50505	Aluminum	Zirconia Alumina	4"	5/8"	80	15000	5
WEIL50512	Aluminum	Zirconia Alumina	4-1/2"	7/8"	36	13000	5
WEIL50513	Aluminum	Zirconia Alumina	4-1/2"	7/8"	40	13000	5
WEIL50514	Aluminum	Zirconia Alumina	4-1/2"	7/8"	60	13000	5
WEIL50515	Aluminum	Zirconia Alumina	4-1/2"	7/8"	80	13000	5
WEIL50516	Aluminum	Zirconia Alumina	4-1/2"	7/8"	120	13000	5
WEIL50518	Aluminum	Zirconia Alumina	4-1/2"	5/8"-11 Nut	40	13000	5
WEIL50519	Aluminum	Zirconia Alumina	4-1/2"	5/8"-11 Nut	60	13000	5
WEIL50520	Aluminum	Zirconia Alumina	4-1/2"	5/8"-11 Nut	80	13000	5
WEIL50523	Aluminum	Zirconia Alumina	5"	7/8"	40	12000	5
WEIL50524	Aluminum	Zirconia Alumina	5"	7/8"	60	12000	5
WEIL50525	Aluminum	Zirconia Alumina	5"	7/8"	80	12000	5
WEIL50543	Aluminum	Zirconia Alumina	7"	5/8"-11 Nut	40	8600	1
WEIL50544	Aluminum	Zirconia Alumina	7"	5/8"-11 Nut	60	8600	1
WEIL50545	Aluminum	Zirconia Alumina	7"	5/8"-11 Nut	80	8600	1
WEIL50552	Phenolic	Aluminum Oxide	4"	5/8"	36	15000	5
WEIL50553	Phenolic	Aluminum Oxide	4"	5/8"	40	15000	5
WEIL50554	Phenolic	Aluminum Oxide	4"	5/8"	60	15000	5
WEIL50555	Phenolic	Aluminum Oxide	4"	5/8"	80	15000	5
WEIL50562	Phenolic	Aluminum Oxide	4-1/2"	7/8"	36	13000	5
WEIL50563	Phenolic	Aluminum Oxide	4-1/2"	7/8"	40	13000	5
WEIL50564	Phenolic	Aluminum Oxide	4-1/2"	7/8"	60	13000	5
WEIL50565	Phenolic	Aluminum Oxide	4-1/2"	7/8"	80	13000	5
WEIL50573	Phenolic	Aluminum Oxide	5"	7/8"	40	12000	5
WEIL50574	Phenolic	Aluminum Oxide	5"	7/8"	60	12000	5
WEIL50575	Phenolic	Aluminum Oxide	5"	7/8"	80	12000	5
WEIL50633	Phenolic	Aluminum Oxide	7"	5/8"-11 Nut	40	8600	1
WEIL50634	Phenolic	Aluminum Oxide	7"	5/8"-11 Nut	60	8600	1
WEIL50635	Phenolic	Aluminum Oxide	7"	5/8"-11 Nut	80	8600	1
WEIL51200	Phenolic	Ceramic-Zirconia Alumina	4-1/2"	7/8"	36	13000	5
WEIL51201	Phenolic	Ceramic-Zirconia Alumina	4-1/2"	7/8"	40	13000	5
WEIL51202	Phenolic	Ceramic-Zirconia Alumina	4-1/2"	7/8"	60	13000	5
WEIL51203	Phenolic	Ceramic-Zirconia Alumina	4-1/2"	7/8"	80	13000	5
WEIL51205	Phenolic	Ceramic-Zirconia Alumina	4-1/2"	5/8"-11 Nut	40	13000	5
WEIL51206	Phenolic	Ceramic-Zirconia Alumina	4-1/2"	5/8"-11 Nut	60	13000	5
WEIL51207	Phenolic	Ceramic-Zirconia Alumina	4-1/2"	5/8"-11 Nut	80	13000	5
WEIL51209	Phenolic	Ceramic-Zirconia Alumina	5"	7/8"	40	12000	5
WEIL51210	Phenolic	Ceramic-Zirconia Alumina	5"	7/8"	60	12000	5
WEIL51211	Phenolic	Ceramic-Zirconia Alumina	5"	7/8"	80	12000	5
WEIL51212	Phenolic	Ceramic-Zirconia Alumina	7"	5/8"-11 Nut	40	8600	1
WEIL51213	Phenolic	Ceramic-Zirconia Alumina	7"	5/8"-11 Nut	60	8600	1
WEIL51214	Phenolic	Ceramic-Zirconia Alumina	7"	5/8"-11 Nut	80	8600	1

07

## Weiler Tiger Type 27 Angled Style Flap Disc

Smooth grinding action and long life.



Part #	Backing	Type	Dia	Arbor Hole	Grit	Max RPM	Qty
WEIL50653	Phenolic	Aluminum Oxide	4"	5/8"	40	15000	5
WEIL50654	Phenolic	Aluminum Oxide	4"	5/8"	60	15000	5
WEIL50655	Phenolic	Aluminum Oxide	4"	5/8"	80	15000	5
WEIL50663	Phenolic	Aluminum Oxide	4-1/2"	7/8"	40	13000	5
WEIL50664	Phenolic	Aluminum Oxide	4-1/2"	7/8"	60	13000	5
WEIL50665	Phenolic	Aluminum Oxide	4-1/2"	7/8"	80	13000	5
WEIL50693	Phenolic	Zirconium	4"	5/8"	40	15000	5
WEIL50694	Phenolic	Zirconium	4"	5/8"	60	15000	5
WEIL50695	Phenolic	Zirconium	4"	5/8"	80	15000	5
WEIL50696	Phenolic	Zirconium	4"	5/8"	120	15000	5
WEIL50706	Phenolic	Zirconium	4-1/2"	7/8"	120	13000	5

## 3M Green Corps Fibre Discs



Part #	Size	Grade	Discs per Box	Box per Case	Description
3MAB-01914	5" x 7/8"	36	20	5	All-purpose grinding discs for door skinning, grinding MIG welds, or any kind of metal grinding. High performance grinding discs. Long-lasting and fast cutting.
3MAB-01915	5" x 7/8"	24	20	5	
3MAB-01922	7" x 7/8"	36	20	5	
3MAB-01923	7" x 7/8"	24	20	5	


# ABRASIVES

## Weiler Resin Fiber Disc



Part #	Diameter	Arbor	Grit	Quantity	Part #	Diameter	Arbor	Grit	Quantity
WEIL59751	4-1/2"	7/8"	24	5/25	WEIL59509	5"	7/8"	120	5/25
WEIL59573	4-1/2"	7/8"	36	5/25	WEIL59520	7"	7/8"	16	5/25
WEIL59575	4-1/2"	7/8"	50	5/25	WEIL59521	7"	7/8"	24	5/25
WEIL59501	5"	7/8"	24	5/25	WEIL59523	7"	7/8"	36	5/25
WEIL59503	5"	7/8"	36	5/25	WEIL59525	7"	7/8"	50	5/25
WEIL59505	5"	7/8"	50	5/25	WEIL59526	7"	7/8"	60	5/25
WEIL59506	5"	7/8"	60	5/25	WEIL59527	7"	7/8"	80	5/25
WEIL59507	5"	7/8"	80	5/25	Aluminum oxide, all-purpose, weld blending, grinding, surface preparation and finishing of metals, plastics, wood, and fiberglass.				
WEIL59508	5"	7/8"	100	5/25					

## Weiler 2" and 3" Al-Tra Cut Aluminum Oxide Discs




Part #	Diameter	Grit	Quantity	Part #	Diameter	Grit	Quantity	Description
WEIL59806	2"	36	10/50	WEIL59811	3"	36	10/50	Resists loading when grinding aluminum ensuring constant grain contact with the work surface.
WEIL59807	2"	60	10/50	WEIL59812	3"	60	10/50	
WEIL59808	2"	80	10/50	WEIL59813	3"	80	10/50	
WEIL59809	2"	120	10/50	WEIL59814	3"	120	10/50	

## Weiler Accessories for Resin Fiber and Al-Tra Cut



Part #	Description	Thread	Max RPM	Quantity
WEIL59611	4-1/2" Back Up Pad	5/8"-11	12000	1
WEIL59600	5" Back Up Pad	5/8"-11	11000	1
WEIL59601	7" Back Up Pad	5/8"-11	8500	1
WEIL59604	Disc Nut	5/8"-11	-	1

## Weiler Plastic Button Style Blending Discs



Part #	Diameter	Grit	Quantity	Part #	Diameter	Grit	Qty	Description
WEIL60118	2"	36	10/100	WEIL60131	3"	36	10/100	Compatible with 3M Roloc back-up pads. Aluminum oxide.
WEIL60121	2"	60	10/100	WEIL60134	3"	60	10/100	
WEIL60122	2"	80	10/100	WEIL60135	3"	80	10/100	
WEIL60124	2"	120	10/100	WEIL60137	3"	120	10/100	

## Weiler Plastic Button Style Discs



Part #	Type	Dia	Grade	Color	Qty	Part #	Type	Dia	Grade	Color	Qty
WEIL51530	General Purpose	2"	Very Fine	Blue	25	WEIL57324	High Performance	2"	Very Fine	Blue	25
WEIL51531	General Purpose	2"	Medium	Maroon	25	WEIL57323	High Performance	2"	Medium	Maroon	25
WEIL51532	General Purpose	2"	Coarse	Brown	25	WEIL57322	High Performance	2"	Coarse	Brown	25
WEIL51533	General Purpose	3"	Very Fine	Blue	25	WEIL57327	High Performance	3"	Very Fine	Blue	25
WEIL51534	General Purpose	3"	Medium	Maroon	25	WEIL57326	High Performance	3"	Medium	Maroon	25
WEIL51535	General Purpose	3"	Coarse	Brown	25	WEIL57325	High Performance	3"	Coarse	Brown	25
WEIL51536	General Purpose	4"	Very Fine	Blue	10	Compatible with 3M Roloc back-up pads. Light deburring, blending light scratches, removing rust/corrosion and rust/oxidation and cleaning and removing stains from stainless steel.					
WEIL51537	General Purpose	4"	Medium	Maroon	10						
WEIL51538	General Purpose	4"	Coarse	Brown	10						

## Weiler Plastic Button Style 1/4" Stem Back-Up Pads



Part #	Size	Max RPM	Qty	Part #	Size	Max RPM	Qty	Part #	Size	Max RPM	Qty
WEIL51551	2"	25000	1	WEIL51552	3"	20000	1	WEIL51553	4"	12000	1

## 3M Production Paper Sheets



Part #	Grade	Size	Sheets per Box	Boxes per Case	Description
3MAB-02173	P36	3-2/3" x 9"	400	10	Dry sanding only on machine or by hand. Open coat resists loading. Works well for shaping and finishing plastic filler and featheredging.
3MAB-02174	100C	3-2/3" x 9"	400	10	
3MAB-02175	80D	3-2/3" x 9"	400	10	
3MAB-02178	40D	3-2/3" x 9"	400	10	

## 3M Imperial WetorDry Paper Sheets



Part #	Grade	Size	Quantity	Description
3MAB-02035	P800	9" x 11"	1/50	Premium aluminum oxide mineral with an improved paper backing and an optimized construction. Improved rate of cut, increased abrasive life, increased flexibility and uniform, consistent finish performance advantages. Sold by the sheet.
3MAB-02036	P600	9" x 11"	1/50	
3MAB-02037	P500	9" x 11"	1/50	
3MAB-02038	P400	9" x 11"	1/50	

07

## 3M WetoDry Tri-M-Ite Paper Sheets




Part #	Grade	Size	Qty	Part #	Grade	Size	Qty	Description
3MAB-02002	400A	9" x 11"	1/50	3MAB-02014	180C	9" x 11"	1/50	Use wet or dry for sanding old finishes, fine featheredging and surface sanding. Stays flexible and cuts fast. Sold per sheet.
3MAB-02003	360A	9" x 11"	1/50	3MAB-02015	150C	9" x 11"	1/50	
3MAB-02004	320A	9" x 11"	1/50	3MAB-02019	120C	9" x 11"	1/50	
3MAB-02006	240A	9" x 11"	1/50	3MAB-02017	100C	9" x 11"	1/50	
3MAB-02007	220A	9" x 11"	1/50					

## 3M Three-M-Lite Elek-Tro-Cut Cloth Sheets



Part #	Grit	Size	Quantity	Part #	Grit	Size	Quantity	Description
3MAB-02402	320	9" x 11"	1/50	3MAB-02408	120	9" x 11"	1/50	Metal sanding and deburring. Quick cleanup by hand. Sold per sheet.
3MAB-02404	240	9" x 11"	1/50	3MAB-02409	100	9" x 11"	1/50	
3MAB-02406	180	9" x 11"	1/50	3MAB-02410	80	9" x 11"	1/50	
3MAB-02407	150	9" x 11"	1/50					

## 3M Crystal Bay Cloth Sheets



Part #	Emery	Size	Quantity	Description
3MAB-02431	Fine	9" x 11"	1/50	Emery cloth. For general purpose metal sanding, light cleanup work, and rust removal. Sold per sheet.
3MAB-02432	Medium	9" x 11"	1/50	
3MAB-02433	Coarse	9" x 11"	1/50	

## 3M WetoDry Fabricut Rolls



Part #	Grade	Size	Roll per Box	Description
3MAB-05071	180	1-1/2" x 50 yds	1	Ideal for cleaning rusted or corroded surfaces. Can be used with or around water, oil, or axle grease without loading. Coated on both sides with tough aluminum oxide mineral.
3MAB-05072	120	1-1/2" x 50 yds	1	
3MAB-05073	80	1-1/2" x 50 yds	1	

## 3M Tri-M-Ite Elek-Tro-Cut Cloth Utility Rolls



Part #	Grade	Roll Size	Roll per Box	Part #	Grade	Roll Size	Roll per Box
3MAB-05001	400	1" x 50 yds	1	3MAB-05026	180	1-1/2" x 50 yds	1
3MAB-05002	320	1" x 50 yds	1	3MAB-05027	150	1-1/2" x 50 yds	1
3MAB-05004	240	1" x 50 yds	1	3MAB-05028	120	1-1/2" x 50 yds	1
3MAB-05005	220	1" x 50 yds	1	3MAB-05029	100	1-1/2" x 50 yds	1
3MAB-05006	180	1" x 50 yds	1	3MAB-05030	80	1-1/2" x 50 yds	1
3MAB-05007	150	1" x 50 yds	1	3MAB-05041	400	2" x 50 yds	1
3MAB-05008	120	1" x 50 yds	1	3MAB-05042	320	2" x 50 yds	1
3MAB-05009	100	1" x 50 yds	1	3MAB-05044	240	2" x 50 yds	1
3MAB-05010	80	1" x 50 yds	1	3MAB-05046	180	2" x 50 yds	1
3MAB-05021	400	1-1/2" x 50 yds	1	3MAB-05047	150	2" x 50 yds	1
3MAB-05022	320	1-1/2" x 50 yds	1	3MAB-05048	120	2" x 50 yds	1
3MAB-05024	240	1-1/2" x 50 yds	1				

## 3M Professional Shop Rolls



Part #	Grade	Roll Size	Roll per Box	Description
3MAB-05107	P400J	1-1/2" x 20 yds	1	Designed for general purpose production sanding and deburring operations by hand or by machine. Used for a wide variety of metal preparation - soldering, welding, rust removal, and other contaminants.
3MAB-05108	P320J	1-1/2" x 20 yds	1	
3MAB-05109	P240J	1-1/2" x 20 yds	1	
3MAB-05110	P180J	1-1/2" x 20 yds	1	
3MAB-05111	P150J	1-1/2" x 20 yds	1	
3MAB-05112	P120J	1-1/2" x 20 yds	1	
3MAB-05113	P80J	1-1/2" x 20 yds	1	

## Weiler Aluminum Oxide Shop Rolls



Part #	Grit	Width	Roll Size	Qty	Part #	Grit	Width	Roll Size	Qty	Part #	Grit	Width	Roll Size	Qty
WEIL65206	80	1"	50yds	1	WEIL65220	100	1-1/2"	50yds	1	WEIL65234	120	2"	50yds	1
WEIL65207	100	1"	50yds	1	WEIL65221	120	1-1/2"	50yds	1	WEIL65235	150	2"	50yds	1
WEIL65208	120	1"	50yds	1	WEIL65222	150	1-1/2"	50yds	1	WEIL65236	180	2"	50yds	1
WEIL65209	150	1"	50yds	1	WEIL65223	180	1-1/2"	50yds	1	WEIL65238	240	2"	50yds	1
WEIL65210	180	1"	50yds	1	WEIL65225	240	1-1/2"	50yds	1	WEIL65239	320	2"	50yds	1
WEIL65212	240	1"	50yds	1	WEIL65226	320	1-1/2"	50yds	1	Used for off-hand polishing of metal surfaces, cleaning stock that is being turned in the lathe, off-hand deburring, and general purpose machine shop use.				
WEIL65213	320	1"	50yds	1	WEIL65230	50	2"	50yds	1					
WEIL65217	50	1-1/2"	50yds	1	WEIL65231	60	2"	50yds	1					
WEIL65218	60	1-1/2"	50yds	1	WEIL65232	80	2"	50yds	1					
WEIL65219	80	1-1/2"	50yds	1	WEIL65233	100	2"	50yds	1					

07

# ABRASIVES

## 3M Hand Pads



Part #	Color	Grade	Discs per Box	Box per Case	Description
3M8293	Green	General Purpose	20	3	A select group of Scotch-Brite webs cut into 6" x 9" sheets. Available in a variety of grades ranging from light duty cleaning to heavy duty.
3M7445	White	Light	20	3	
3M7448	Gray	Light	10	4	
3M7447	Maroon	Medium	20	3	
3M7440	Tan	Coarse	10	4	

## 3M Green Corps Cut-Off/Reinforced Weld Grinding Wheels



Part #	Dimensions	RPM	Quantity	Description
3M1989	3" x 1/32" x 3/8"	35000	5/50	Used for cutting auto body sheet metal, frame rails, calms, and rusted bolts. Ideal for cutting spot welds and grinding in hard-to-reach places.
3M1990	3" x 1/16" x 3/8"	28000	5/50	

## Weiler Type 27 Grinding Wheels



Part #	Dia	Thick	Arbor	Max RPM	Grade	Qty	Part #	Dia	Thick	Arbor	Max RPM	Grade	Qty
WEIL56473	4"	1/4"	5/8"	15200	A24R	10/100	WEIL56449	5"	1/4"	5/8"-11	12200	A24R	10/100
WEIL56464	4-1/2"	1/4"	7/8"	13300	A24R	10/100	WEIL56467	7"	1/4"	7/8"	8500	A24R	10/100
WEIL56456	4-1/2"	1/4"	7/8"	13300	Z24T	10/100	WEIL56468	7"	1/4"	5/8"-11"	7500	A24R	10/100
WEIL56454	4-1/2"	1/4"	5/8"-11	13300	A24R	10/100	WEIL56442	9"	1/4"	7/8"	6600	A24R	10/100
WEIL56453	4-1/2"	1/4"	5/8"-11	13300	Z24T	10/100	For rough grinding applications on various metals.						
WEIL56466	5"	1/4"	7/8"	12200	A24R	10/100							

## Weiler Type 27 Cutting and Light Grinding Wheels



Part #	Dia	Thick	Arbor	Max RPM	Grade	Qty	Part #	Dia	Thick	Arbor	Max RPM	Grade	Qty
WEIL56431	4"	1/8"	5/8"	15200	A24T	10/100	WEIL56427	5"	1/8"	5/8"-11	12200	A24T	10/100
WEIL56430	4-1/2"	1/8"	7/8"	13300	A24T	10/100	WEIL56243	9"	1/8"	5/8"-11	6600	A24T	10/100
WEIL56429	4-1/2"	1/8"	5/8"-11	13300	A24T	10/100	For root pass grinding, light grinding, and cutting.						
WEIL56428	5"	1/8"	7/8"	12200	A24T	10/100							

## Weiler Type 27 Thin Cutting Wheels



Part #	Diameter	Thickness	Arbor	Max RPM	Grade	Quantity	Description
WEIL56389	4-1/2"	.045"	7/8"	13300	Z46T	10/100	For fast, burr-free cutting of various metals.
WEIL56388	5"	.045"	7/8"	12200	Z46T	10/100	

## Weiler Type 27 Cutting Wheels



Part #	Dia	Thick	Arbor	Max RPM	Grade	Qty	Part #	Dia	Thick	Arbor	Max RPM	Grade	Qty
WEIL56474	4"	3/32"	5/8"	15200	A24T	10/100	WEIL56384	5"	3/32"	5/8"-11	12200	A24T	10/100
WEIL56475	4-1/2"	3/32"	7/8"	13300	A24T	10/100	WEIL56383	5"	3/32"	7/8"	8500	A24T	10/100
WEIL56385	4-1/2"	3/32"	5/8"-11	13300	A24T	10/100	WEIL56477	7"	3/32"	5/8"	8500	A24T	10/100
WEIL56476	5"	3/32"	7/8"	12200	A24T	10/100	For a wide range of metal cutting applications.						

## Weiler Tiger Mounted 1/4" Stem Aluminum Oxide Flap Wheels



Part #	Dia	Width	Grit	Max RPM	Qty	Part #	Dia	Width	Grit	Max RPM	Qty
WEIL52003	1"	1"	60	30000	1/10	WEIL52016	2"	1"	80	30000	1/10
WEIL52004	1"	1"	80	30000	1/10	WEIL52017	2"	1"	120	30000	1/10
WEIL52005	1"	1"	120	30000	1/10	WEIL52027	3"	1"	60	25000	1/10
WEIL52009	1-1/2"	1"	60	25000	1/10	WEIL52028	3"	1"	80	25000	1/10
WEIL52010	1-1/2"	1"	80	25000	1/10	WEIL52029	3"	1"	120	25000	1/10
WEIL52011	1-1/2"	1"	120	25000	1/10	A premium line designed to provide long life. Ideal for medium to high production environments.					
WEIL52015	2"	1"	60	30000	1/10						

## Weiler Small Type 1 Reinforced Wheels



Part #	Dia	Thick	Arbor	Max RPM	Grade	Qty	Part #	Dia	Thick	Arbor	Max RPM	Grade	Qty
WEIL56061	3"	.035"	1/4"	25000	A60T	10/100	WEIL56080	4"	.035"	1/4"	19000	A60T	10/100
WEIL56062	3"	.035"	3/8"	25000	A60T	10/100	WEIL56083	4"	1/16"	1/4"	19000	A36T	10/100
WEIL56065	3"	1/16"	1/4"	25000	A36T	10/100	WEIL56084	4"	1/16"	1/4"	19000	A46T	10/100
WEIL56066	3"	1/16"	1/4"	25000	A46T	10/100	WEIL56085	4"	1/16"	3/8"	19000	A46T	10/100
WEIL56067	3"	1/16"	1/4"	25000	A60T	10/100	WEIL56086	4"	1/16"	3/8"	19000	A36T	10/100
WEIL56068	3"	1/16"	3/8"	25000	A36T	10/100	WEIL56087	4"	1/16"	3/8"	19000	A46T	10/100
WEIL56069	3"	1/16"	3/8"	25000	A46T	10/100	WEIL56088	4"	1/16"	3/8"	19000	A60T	10/100
WEIL56070	3"	1/16"	3/8"	25000	A60T	10/100	WEIL56099	4"	1/8"	3/8"	19000	A36T	10/100
WEIL56076	3"	1/8"	3/8"	25000	A36T	10/100	WEIL56103	4-1/2"	1/16"	7/8"	13200	A60T	10/100
WEIL56079	4"	.035"	1/4"	19000	A60T	10/100	For electric or air die grinders and angle grinders.						

07



## Weiler 1/4" Stem Mounting Mandrels



Part #	Thick	Arbor	Qty	Max RPM	Thick	Arbor	Qty	Description
WEIL56489	.035"	1/4"	1/5	WEIL59490	.035"	1/4"	1/5	For 1" to 3" Type 1 wheels only.

## Weiler Type 1 Reinforced Wheels



Part #	Dia	Thick	Arbor	Max RPM	Grade	Qty	Description
WEIL56171	6"	.035"	5/8"	10200	A60T	10/100	Use for tool room and machine shop.
WEIL56208	7"	1/16"	5/8"	8500	A24T	10/100	Used for circular saws.

## Weiler Large Type 1 Reinforced Wheels



Part #	Diameter	Thickness	Arbor	Max RPM	Grade	Description	Quantity
WEIL56217	10"	1/16"	5/8"	6100	TA36R	For stationary machines.	10/100
WEIL56230	14"	1/8"	1"	4400	TA30R		10/100
WEIL56241	12"	1/8"	1"	6300	A24T	For portable gas and electric saws.	10/100
WEIL56250	14"	1/8"	1"	5200	A24T		10/100
WEIL56252	14"	1/8"	1"	5200	CA30P		10/100
WEIL56239	12"	3/32"	1"	5100	A46T	For low horsepower chop saws.	10/100
WEIL56240	14"	3/32"	1"	4400	A46T		10/100

## Weiler Standard Twist Steel Wheels



Part #	Wire Size	# of Knots	Face Width	Max RPM	Thickness Face Plates	Arbor Hole	Trim Length	Dia	Qty	Description
WEIL13106	.014	24	1/2"	20000	7/16"	5/8"-11 UNC	7/8"	4"	1/5	Rugged, knot-type construction provides aggressive, high-impact action for severe applications. Ideal for removing rubber/plastic flash, rust, scale, weld spatter, and oxidation. Used for roughening surfaces, weld cleaning, and surface conditioning. STA-4 Reference Code.
WEIL13120	.020	24	1/2"	20000	7/16"	5/8"-11 UNC	7/8"	4"	1/5	


07

## Weiler Standard Twist Steel Wheels



Part #	Type	Dia	Wire Size	Trim Length	Qty	Part #	Type	Dia	Wire Size	Trim Length	Qty
WEIL17950	Steel	1-1/2"	.006	3/8"	1/10	WEIL17974	Stainless Steel	2"	.008	7/16"	1/10
WEIL17953	Steel	1-1/2"	.014	3/8"	1/10	WEIL17975	Stainless Steel	2"	.014	7/16"	1/10
WEIL17955	Steel	2"	.008	7/16"	1/10	WEIL17978	Stainless Steel	1-1/8"	.008	13/16"	1/10
WEIL17957	Steel	2"	.014	7/16"	1/10	WEIL17979	Stainless Steel	1-1/2"	.014	13/16"	1/10
WEIL17964	Steel	1-1/8"	.008	13/16"	1/10	Mounted between overside side plates for shorter trim length and more aggressive brushing action.					
WEIL17966	Steel	1-1/8"	.014	13/16"	1/10						

## Weiler Crimped Narrow Face Wire Wheels



Part #	Dia	Wire Size	Arbor	Face Width	Trim Length	Max RPM	Thickness Face Plate	Max AH	Ref Code	Qty	Description
WEIL01065	6"	.0118	5/8"-1/2"	3/4"	1-7/16"	6000	7/16"	1-1/4	TLN-6	1/10	Flexible brushing action. Can be mounted in multiples.
WEIL01075	6"	.0140	5/8"-1/2"	3/4"	1-7/16"	6000	7/16"	1-1/4	TLN-6	1/10	
WEIL01165	8"	.0118	5/8"	3/4"	2-1/16"	6000	7/16"	1-1/4	TLN-8	1/10	
WEIL01175	8"	.0140	5/8"	3/4"	2-1/16"	6000	7/16"	1-1/4	TLN-8	1/10	

## Weiler Crimped Narrow Face Conflex Brushes Wire Wheels



Part #	Type	Dia	Wire Size	Face Width	Trim Length	Max RPM	Ref Code	Qty	Description
WEIL17609	Steel	2"	.006	3/8"	1/2"	20000	CFX-2	1/10	Covers a broader surface area.
WEIL17610	Steel	2"	.0118	3/8"	1/2"	20000	CFX-2	1/10	
WEIL17614	Steel	2-1/2"	.014	3/8"	3/4"	20000	CFX-2-1/2	1/10	
WEIL17616	Steel	3"	.0118	1/2"	1"	20000	CFX-36	1/10	
WEIL17617	Steel	3"	.014	1/2"	1"	20000	CFX-36	1/10	
WEIL17611	Stainless Steel	2"	.0118	3/8"	1/2"	20000	CFX-2	1/10	
WEIL17618	Stainless Steel	3"	.014	1/2"	1"	20000	CFX-36	1/10	

## Weiler Crimped Wide Face Conflex Brushes Wire Wheels



Part #	Type	Dia	Wire Size	Face Width	Trim Length	Max RPM	Ref Code	Qty	Description
WEIL17601	Steel	1-1/4"	.0080	1/2"	3/8"	2000	CFX-1-1/4	1/10	Covers a broader surface area.
WEIL17619	Steel	2"	.0118	3/4"	7/16"	2000	CFX-2	1/10	
WEIL17622	Steel	3"	.0118	1"	5/16"	2000	CFX-3	1/10	
WEIL17623	Steel	3"	.0140	1"	5/16"	2000	CFX-3	1/10	

# ABRASIVES



## Weiler Crimped Wide Face Conflex Brushes Wire Wheels

Part #	Type	Dia	Wire Size	Trim Length	Max RPM	Ref Code	Qty	Description
WEIL17907	Steel	2"	.014	1/2"	20000	CFF-2	1/10	Ideal for cleaning and deburring off-hand or on a drill press.
WEIL17917	Steel	3"	.014	15/16"	20000	CFF-3	1/10	
WEIL17923	Steel	4"	.014	1-1/4"	20000	CFF-4	1/10	



## Weiler Crimped Steel Wire Cup Brushes

Part #	Arbor	Dia	Wire Size	Trim Length	Max RPM	Ref Code	Qty	Description
WEIL13240	M10 x 1.25	3"	.014	1"	14000	CRA-2	1	For light to medium general purpose applications.
WEIL13241	M10 x 1.50	3"	.014	1"	14000	CRA-2	1	
WEIL13244	1/2"-13 UNC	3"	.014	1"	14000	CRA-2	1	
WEIL13245	5/8"-11 UNC	3"	.014	1"	14000	CRA-2	1	



## Weiler Crimped Solid End Wire End Brushes

Part #	Type	Dia	Wire Size	Face Width	Max RPM	Ref Code	Description	Qty
WEIL10007	Steel	3/4"	.014	7/8"	22000	EBA-21	Rubber, plastic flash, rust, and paint removal. For light duty general purpose applications.	1/10
WEIL10010	Steel	1"	.0104	1"	22000	EBA-22		1/10
WEIL10012	Steel	1"	.020	1-1/8"	22000	EBA-22		1/10
WEIL10014	Stainless Steel	1/2"	.0104	7/8"	25000	EBA-20		1/10
WEIL10019	Stainless Steel	3/4"	.014	7/8"	22000	EBA-21		1/10

07



## Weiler Single Row Steel Knot Wire Cut Brushes

Part #	Dia	Wire Size	Arbor Hole	Trim Length	Max RPM	Ref Code	Qty	Description
WEIL13023	2-3/4"	.014	1/2"-13 UNC	1"	14000	SRA-2	1	For fast, heavy duty cleaning of large surfaces.
WEIL13025	2-3/4"	.014	5/8"-11 UNC	1"	14000	SRA-2	1	
WEIL13285	2-3/4"	.020	1/2"-13 UNC	1"	14000	SRA-2	1	
WEIL13286	2-3/4"	.020	5/8"-11 UNC	1"	14000	SRA-2	1	



## Weiler Single Row General Purpose Steel Knot Wire Cup Brushes

Part #	Dia	Wire Size	Arbor Hole	Trim	Max RPM	Ref Code	Qty	Description
WEIL12316	4"	.023	5/8"-11 UNC	1-1/4"	9000	SRA-2	1	For fast, efficient cleaning of large surfaces.
WEIL12376	6"	.023	5/8"-11 UNC	1-3/8"	6600	SRA-2	1	



## Weiler Hollow End Knot Wire End Brushes

Part #	Type	Dia	Wire Size	Trim Length	Max RPM	Ref Code	Qty	Description
WEIL10208	Steel	1/2"	.0104	1-1/8"	20000	EBB-1/2	1/10	Rugged, knot-type construction provides aggressive, high-impact action for sever applications.
WEIL10217	Steel	1/2"	.014	1-1/8"	20000	EBB-1/2	1/10	
WEIL10210	Steel	3/4"	.0104	1-1/8"	20000	EBB-40	1/10	
WEIL10025	Steel	3/4"	.014	7/8"	22000	EBB-40	1/10	
WEIL10212	Steel	1-1/8"	.0104	1-7/8"	20000	EBB-41	1/10	
WEIL10027	Steel	1-1/8"	.014	7/8"	22000	EBB-41	1/10	
WEIL10028	Steel	1-1/8"	.20	7/8"	22000	EBB-41	1/10	
WEIL10216	Stainless Steel	1/2"	.0101	1-1/8"	20000	EBB-1/2	1/10	
WEIL10218	Stainless Steel	1/2"	.014	1-1/8"	20000	EBB-1/2	1/10	
WEIL10211	Stainless Steel	3/4"	.0104	1-1/8"	20000	EBB-40	1/10	
WEIL10029	Stainless Steel	3/4"	.014	7/8"	22000	EBB-40	1/10	
WEIL10213	Stainless Steel	1-1/8"	.0104	1-7/8"	20000	EBB-41	1/10	
WEIL10031	Stainless Steel	1-1/8"	.014	7/8"	22000	EBB-41	1/10	
WEIL10032	Stainless Steel	1-1/8"	.20	7/8"	22000	EBB-41	1/10	

# 08

## RIVETS

Aluminum/Aluminum	164
Aluminum/Steel	165
Steel/Steel	166
Stainless Steel/Stainless Steel	167
Countersunk	167
Closed-End	168
Multi-Grip	169
T-Rivets	169
Structural	170
Rivet Nuts	171
Brazier Head	172
Semi-Tubular	173
Fastening System	173
Tools	174

# RIVETS

## Domed Head Aluminum/Aluminum Rivets

Part #	Rivet Size	Hole Size	Drill	Flange Dia	Max Barrel	Grip Range	Shear lbs	Tensile Lbs	Qty
Quick and easy to install with hand or power tools. See Figures 07.01 and 07.02 on page 360 for more information.									
CEBAA32	3/32	.097-.100	#41	.188	.250	.020-.125	85	135	100
CEBAA34	3/32	.097-.100	#41	.188	.375	.126-.250	85	135	100
CEBAA41	1/8	.129-.133	#30	.250	.212	.020-.062	155	235	100
CEBAA42	1/8	.129-.133	#30	.250	.275	.063-.125	155	235	100
CEBAA43	1/8	.129-.133	#30	.250	.337	.126-.187	155	235	100
CEBAA44	1/8	.129-.133	#30	.250	.400	.188-.250	155	235	100
CEBAA45	1/8	.129-.133	#30	.250	.462	.251-.312	155	235	100
CEBAA46	1/8	.129-.133	#30	.250	.525	.313-.375	155	235	100
CEBAA48	1/8	.129-.133	#30	.250	.650	.376-.500	155	235	100
CEBAA410	1/8	.129-.133	#30	.250	.775	.501-.625	155	235	100
CEBAA52	5/32	.160-.164	#20	.312	.300	.020-.125	255	350	100
CEBAA53	5/32	.160-.164	#20	.312	.362	.126-.187	255	350	100
CEBAA54	5/32	.160-.164	#20	.312	.425	.188-.250	255	350	100
CEBAA56	5/32	.160-.164	#20	.312	.550	.251-.375	255	350	100
CEBAA58	5/32	.160-.164	#20	.312	.675	.376-.500	255	350	100
CEBAA510	5/32	.160-.164	#20	.312	.800	.501-.625	255	350	100
CEBAA62	3/16	.192-.196	#11	.375	.325	.020-.125	315	500	100
CEBAA63	3/16	.192-.196	#11	.375	.387	.126-.187	315	500	100
CEBAA64	3/16	.192-.196	#11	.375	.450	.188-.250	315	500	100
CEBAA66	3/16	.192-.196	#11	.375	.575	.251-.375	315	500	100
CEBAA68	3/16	.192-.196	#11	.375	.700	.376-.500	315	500	100
CEBAA610	3/16	.192-.196	#11	.375	.825	.501-.625	315	500	100
CEBAA612	3/16	.192-.196	#11	.375	.950	.626-.750	315	500	100
CEBAA614	3/16	.192-.196	#11	.375	1.075	.751-.875	315	500	100
CEBAA616	3/16	.192-.196	#11	.375	1.200	.876-1.00	315	500	100
CEBAA84	1/4	.257-.261	F	.500	.500	.020-.250	600	750	100
CEBAA86	1/4	.257-.261	F	.500	.625	.251-.375	600	750	100
CEBAA88	1/4	.257-.261	F	.500	.750	.376-.500	600	750	100
CEBAA810	1/4	.257-.261	F	.500	.875	.501-.625	600	750	100
CEBAA812	1/4	.257-.261	F	.500	1.000	.626-.750	600	750	100
CEBAA814	1/4	.257-.261	F	.500	1.125	.751-.875	600	750	100
CEBAA816	1/4	.257-.261	F	.500	1.250	.876-1.00	600	750	100



08

## Large Flange Aluminum/Aluminum Rivets

Part #	Rivet Size	Hole Size	Drill	Flange Dia	Max Barrel	Grip Range	Shear lbs	Tensile Lbs	Qty
For applications where softer or more brittle top materials must be fastened to rigid backing materials. See Figures 07.01 and 07.02 on page 360 for more information.									
CEBLAA42	1/8	.129-.133	#30	.375	.275	.020-.125	155	235	100
CEBLAA43	1/8	.129-.133	#30	.375	.337	.126-.187	155	235	100
CEBLAA44	1/8	.129-.133	#30	.375	.400	.188-.250	155	235	100
CEBLAA46	1/8	.129-.133	#30	.375	.525	.251-.375	155	235	100
CEBLAA48	1/8	.129-.133	#30	.375	.650	.376-.500	155	235	100
CEBLAA54	5/32	.160-.164	#20	.468	.425	.020-.250	2	350	100
CEBLAA56	5/32	.160-.164	#20	.468	.550	.251-.375	2	350	100
CEBLAA62	3/16	.192-.196	#11	.625	.325	.020-.125	315	500	100
CEBLAA63	3/16	.192-.196	#11	.625	.387	.126-.187	315	500	100
CEBLAA64	3/16	.192-.196	#11	.625	.450	.188-.250	315	500	100
CEBLAA66	3/16	.192-.196	#11	.625	.575	.251-.375	315	500	100
CEBLAA68	3/16	.192-.196	#11	.625	.700	.376-.500	315	500	100
CEBLAA610	3/16	.192-.196	#11	.625	.825	.501-.625	315	500	100
CEBLAA612	3/16	.192-.196	#11	.625	.950	.626-.750	315	500	100
CEBLAA614	3/16	.192-.196	#11	.625	1.075	.751-.875	315	500	100
CEBLAA616	3/16	.192-.196	#11	.625	1.200	.876-1.00	315	500	100



## Domed Head Aluminum/Steel Rivets



Part #	Rivet Size	Hole Size	Drill	Flange Dia	Max Barrel	Grip Range	Shear lbs	Tensile Lbs	Quantity
Quick and easy to install with hand or power tools. See Figures 07.01 and 07.02 on page 360 for more information.									
CEBAS32	3/32	.097-.100	#41	.188	.250	.020-.125	125	175	100
CEBAS34	3/32	.097-.100	#41	.188	.375	.126-.250	125	175	100
CEBAS41	1/8	.129-.133	#30	.250	.212	.020-.062	210	325	100
CEBAS42	1/8	.129-.133	#30	.250	.275	.063-.125	210	325	100
CEBAS43	1/8	.129-.133	#30	.250	.337	.126-.187	210	325	100
CEBAS44	1/8	.129-.133	#30	.250	.400	.188-.250	210	325	100
CEBAS45	1/8	.129-.133	#30	.250	.462	.251-.312	210	325	100
CEBAS46	1/8	.129-.133	#30	.250	.525	.313-.375	210	325	100
CEBAS48	1/8	.129-.133	#30	.250	.650	.376-.500	210	325	100
CEBAS410	1/8	.129-.133	#30	.250	.775	.501-.625	210	325	100
CEBAS52	5/32	.160-.164	#20	.312	.300	.020-.125	340	490	100
CEBAS53	5/32	.160-.164	#20	.312	.362	.126-.187	340	490	100
CEBAS54	5/32	.160-.164	#20	.312	.425	.188-.250	340	490	100
CEBAS56	5/32	.160-.164	#20	.312	.500	.251-.375	340	490	100
CEBAS58	5/32	.160-.164	#20	.312	.675	.376-.500	340	490	100
CEBAS510	5/32	.160-.164	#20	.312	.800	.501-.625	340	490	100
CEBAS62	3/16	.192-.196	#11	.375	.325	.020-.125	445	720	100
CEBAS63	3/16	.192-.196	#11	.375	.387	.126-.187	445	720	100
CEBAS64	3/16	.192-.196	#11	.375	.450	.188-.250	445	720	100
CEBAS66	3/16	.192-.196	#11	.375	.575	.251-.375	445	720	100
CEBAS68	3/16	.192-.196	#11	.375	.700	.376-.500	445	720	100
CEBAS610	3/16	.192-.196	#11	.375	.825	.501-.625	445	720	100
CEBAS612	3/16	.192-.196	#11	.375	.950	.626-.750	445	720	100
CEBAS614	3/16	.192-.196	#11	.375	1.075	.751-.875	445	720	100
CEBAS616	3/16	.192-.196	#11	.375	1.200	.876-1.0.	445	720	100
CEBAS84	1/4	.257-.261	F	.500	.500	.020-.250	890	1200	100
CEBAS86	1/4	.257-.261	F	.500	.625	.251-.375	890	1200	100
CEBAS88	1/4	.257-.261	F	.500	.750	.375-.500	890	1200	100
CEBAS810	1/4	.257-.261	F	.500	.875	.501-.625	890	1200	100
CEBAS812	1/4	.257-.261	F	.500	1.000	.626-.750	890	1200	100
CEBAS814	1/4	.257-.261	F	.500	1.125	.751-.875	890	1200	100
CEBAS816	1/4	.257-.261	F	.500	1.250	.876-1.00	890	1200	100

08

## Large Flange Aluminum/Steel Rivets



Part #	Rivet Size	Hole Size	Drill	Flange Dia	Max Barrel	Grip Range	Shear lbs	Tensile Lbs	Qty
For applications where softer or more brittle top materials must be fastened to rigid backing materials. See Figures 07.01 and 07.02 on page 360 for more information.									
CEBLAS42	1/8	.129-.133	#30	.375	.275	.020-.125	210	325	100
CEBLAS43	1/8	.129-.133	#30	.375	.337	.126-.187	210	325	100
CEBLAS44	1/8	.129-.133	#30	.375	.400	.188-.250	210	325	100
CEBLAS46	1/8	.129-.133	#30	.375	.524	.251-.375	210	325	100
CEBLAS54	5/32	.160-.164	#20	.468	.425	.020-.250	340	490	100
CEBLAS56	5/32	.160-.164	#20	.468	.550	.251-.375	340	490	100
CEBLAS63	3/16	.192-.196	#11	.625	.387	.126-.187	445	720	100
CEBLAS64	3/16	.192-.196	#11	.625	.450	.188-.250	445	720	100
CEBLAS66	3/16	.192-.196	#11	.625	.575	.251-.375	445	720	100
CEBLAS68	3/16	.192-.196	#11	.625	.700	.376-.500	445	720	100
CEBLAS610	3/16	.192-.196	#11	.625	.825	.501-.625	445	720	100
CEBLAS612	3/16	.192-.196	#11	.625	.950	.626-.750	445	720	100
CEBLAS614	3/16	.192-.196	#11	.625	1.075	.751-.875	445	720	100
CEBLAS616	3/16	.192-.196	#11	.625	1.200	.876-1.00	445	720	100
CEBLAS618	3/16	.192-.196	#11	.625	1.325	1.01-1.125	445	720	100

# RIVETS

## Domed Head Steel/Steel Rivets



08

Part #	Rivet Size	Hole Size	Drill	Flange Dia	Max Barrel	Grip Range	Shear lbs	Tensile Lbs	Qty
Zinc plated with dichromatic protective coating. See Figures 07.01 and 07.02 on pages 360 for more information.									
CEBSS32	3/32	.097-.100	#41	.188	.250	.020-.125	150	205	100
CEBSS34	3/32	.097-.100	#41	.188	.375	.126-.250	150	205	100
CEBSS41	1/8	.129-.133	#30	.250	.212	.020-.062	295	425	100
CEBSS42	1/8	.129-.133	#30	.250	.275	.063-.125	295	425	100
CEBSS43	1/8	.129-.133	#30	.250	.337	.126-.187	295	425	100
CEBSS44	1/8	.129-.133	#30	.250	.400	.188-.250	295	425	100
CEBSS45	1/8	.129-.133	#30	.250	.462	.251-.312	295	425	100
CEBSS46	1/8	.129-.133	#30	.250	.525	.313-.375	295	425	100
CEBSS48	1/8	.129-.133	#30	.250	.650	.376-.500	295	425	100
CEBSS410	1/8	.129-.133	#30	.250	.775	.501-.625	295	425	100
CEBSS412	1/8	.129-.133	#30	.250	.900	.626-.750	295	425	100
CEBSS52	5/32	.160-.164	#20	.312	.300	.020-.125	410	570	100
CEBSS53	5/32	.160-.164	#20	.312	.362	.126-.187	410	570	100
CEBSS54	5/32	.160-.164	#20	.312	.425	.188-.250	410	570	100
CEBSS56	5/32	.160-.164	#20	.312	.550	.251-.375	410	570	100
CEBSS58	5/32	.160-.164	#20	.312	.675	.376-.500	410	570	100
CEBSS510	5/32	.160-.164	#20	.312	.800	.501-.625	410	570	100
CEBSS62	3/16	.192-.196	#11	.375	.325	.020-.125	590	815	100
CEBSS63	3/16	.192-.196	#11	.375	.387	.126-.187	590	815	100
CEBSS64	3/16	.192-.196	#11	.375	.450	.188-.250	590	815	100
CEBSS66	3/16	.192-.196	#11	.375	.575	.251-.375	590	815	100
CEBSS68	3/16	.192-.196	#11	.375	.700	.376-.500	590	815	100
CEBSS610	3/16	.192-.196	#11	.375	.825	.501-.625	590	815	100
CEBSS612	3/16	.192-.196	#11	.375	.950	.626-.750	590	815	100
CEBSS614	3/16	.192-.196	#11	.375	1.075	.751-.875	590	815	100
CEBSS616	3/16	.192-.196	#11	.375	1.200	.876-1.00	590	815	100
CEBSS84	1/4	.257-.261	F	.500	.500	.020-.250	1245	1200	100
CEBSS86	1/4	.257-.261	F	.500	.625	.251-.375	1245	1200	100
CEBSS88	1/4	.257-.261	F	.500	.750	.376-.500	1245	1200	100
CEBSS810	1/4	.257-.261	F	.500	.875	.501-.625	1245	1200	100
CEBSS812	1/4	.257-.261	F	.500	1.000	.626-.750	1245	1200	100
CEBSS814	1/4	.257-.261	F	.500	1.125	.751-.875	1245	1200	100
CEBSS816	1/4	.257-.261	F	.500	1.250	.876-1.00	1245	1200	100

## Large Flange Steel/Steel Rivets



Part #	Rivet Size	Hole Size	Drill	Flange Dia	Max Barrel	Grip Range	Shear lbs	Tensile Lbs	Qty
For applications where softer or more brittle top materials must be fastened to rigid backing materials. See Figures 07.01 and 07.02 on pages 360 for more information.									
CEBLSS42	1/8	.129-.133	#30	.375	.275	.020-.125	295	425	100
CEBLSS43	1/8	.129-.133	#30	.375	.337	.126-.187	295	425	100
CEBLSS44	1/8	.129-.133	#30	.375	.400	.188-.250	295	425	100
CEBLSS46	1/8	.129-.133	#30	.375	.524	.251-.375	295	425	100
CEBLSS48	1/8	.129-.133	#30	.375	.650	.376-.500	295	425	100
CEBLSS53	5/32	.160-.164	#20	.468	.362	.020-.187	570	570	100
CEBLSS54	5/32	.160-.164	#20	.468	.425	.188-.250	570	570	100
CEBLSS56	5/32	.160-.164	#20	.468	.550	.251-.375	570	570	100
CEBLSS64	3/16	.192-.196	#11	.625	.450	.188-.250	815	815	100
CEBLSS66	3/16	.192-.196	#11	.625	.575	.251-.375	815	815	100
CEBLSS68	3/16	.192-.196	#11	.625	.700	.376-.500	815	815	100
CEBLSS610	3/16	.192-.196	#11	.625	.825	.501-.625	815	815	100
CEBLSS612	3/16	.192-.196	#11	.625	.950	.626-.750	815	815	100
CEBLSS614	3/16	.192-.196	#11	.625	1.200	.750-1.00	815	815	100
CEBLSS88	1/4	.257-.261	F	.740	.750	.376-500	1505	1505	100

## Domed Head Stainless Steel/Stainless Steel Rivets

Part #	Rivet Size	Hole Size	Drill	Flange Dia	Max Barrel	Grip Range	Shear lbs	Tensile Lbs	Qty
Zinc plated with dichromatic protective coating. See Figures 07.01 and 07.02 on page 360 for more information.									
CEBTT32	3/32	.097-.100	#41	.188	.250	.020-.125	230	280	100
CEBTT34	3/32	.097-.100	#41	.188	.375	.126-.250	230	280	100
CEBTT41	1/8	.129-.133	#30	.250	.212	.020-.062	550	700	100
CEBTT42	1/8	.129-.133	#30	.250	.275	.063-.125	550	700	100
CEBTT43	1/8	.129-.133	#30	.250	.337	.126-.187	550	700	100
CEBTT44	1/8	.129-.133	#30	.250	.400	.188-.250	550	700	100
CEBTT45	1/8	.129-.133	#30	.250	.462	.251-.312	550	700	100
CEBTT46	1/8	.129-.133	#30	.250	.525	.313-.375	550	700	100
CEBTT48	1/8	.129-.133	#30	.250	.650	.376-.500	550	700	100
CEBTT410	1/8	.129-.133	#30	.250	.775	.501-.625	550	700	100
CEBTT52	5/32	.160-.164	#20	.312	.300	.020-.125	900	1130	100
CEBTT53	5/32	.160-.164	#20	.312	.362	.126-.187	900	1130	100
CEBTT54	5/32	.160-.164	#20	.312	.425	.188-.250	900	1130	100
CEBTT56	5/32	.160-.164	#20	.312	.550	.251-.375	900	1130	100
CEBTT58	5/32	.160-.164	#20	.312	.675	.376-.500	900	1130	100
CEBTT510	5/32	.160-.164	#20	.312	.800	.501-.625	900	1130	100
CEBTT62	3/16	.192-.196	#11	.375	.325	.020-.125	1000	1375	100
CEBTT63	3/16	.192-.196	#11	.375	.387	.126-.187	1000	1375	100
CEBTT64	3/16	.192-.196	#11	.375	.450	.188-.250	1000	1375	100
CEBTT66	3/16	.192-.196	#11	.375	.575	.251-.375	1000	1375	100
CEBTT68	3/16	.192-.196	#11	.375	.700	.376-.500	1000	1375	100
CEBTT610	3/16	.192-.196	#11	.375	.827	.501-.625	1000	1375	100
CEBTT612	3/16	.192-.196	#11	.375	.950	.626-.750	1000	1375	100
CEBTT84	1/4	.257-.261	F	.500	.500	.020-.250	1245	1200	100
CEBTT86	1/4	.257-.261	F	.500	.625	.251-.375	1245	1200	100
CEBTT88	1/4	.257-.261	F	.500	.750	.376-.500	1245	1200	100



## Large Flange Stainless Steel/Stainless Steel Rivets

Part #	Rivet Size	Hole Size	Drill	Flange Dia	Max Barrel	Grip Range	Shear lbs	Tensile Lbs	Qty
For applications where softer or more brittle top materials must be fastened to rigid backing materials. See Figures 07.01 and 07.02 on page 360 for more information.									
CEBLTT42	1/8	.129-.133	#30	.375	.275	.020-.125	550	700	100
CEBLTT44	1/8	.129-.133	#30	.375	.400	.126-.250	550	700	100
CEBLTT46	1/8	.129-.133	#30	.375	.525	.251-.375	550	700	100
CEBLTT54	5/32	.160-.164	#20	.468	.425	.188-.250	900	1130	100
CEBLTT66	3/16	.192-.196	#11	.625	.575	.250-.375	315	500	100
CEBLTT68	3/16	.192-.196	#11	.625	.700	.376-.500	315	500	100
CEBLTT610	3/16	.192-.196	#11	.625	.950	.626-.750	315	500	100
CEBLTT616	3/16	.192-.196	#11	.625	1.200	.751-1.00	315	500	100

## Aluminum/Aluminum Countersunk Rivets

Part #	Rivet Size	Hole Size	Mandrel Dia	Drill	Max Head Hgt	Flange Dia	Max Barrel	Grip Range	Shear lbs	Tensile Lbs	Qty
120° design that provides a smooth, flush surface.											
CECAA42	1/8	.129-.133	.076	#30	.031	.220	.275	.021-.125	155	235	100
CECAA43	1/8	.129-.133	.076	#30	.031	.220	.337	.126-.250	155	235	100
CECAA44	1/8	.129-.133	.076	#30	.031	.220	.525	.251-.375	155	235	100
CECAA63	3/16	.192-.196	.114	#11	.050	.348	.387	.020-.187	315	500	100
CECAA34	3/16	.192-.196	.114	#11	.050	.348	.450	.188-.250	315	500	100

## Aluminum/Steel Countersunk Rivets

Part #	Rivet Size	Hole Size	Mandrel Dia	Drill	Max Head Hgt	Flange Dia	Max Barrel	Grip Range	Shear lbs	Tensile Lbs	Qty
120° design that provides a smooth, flush surface.											
CECAS42	1/8	.129-.133	.076	#30	.031	.220	.275	.021-.125	210	325	100
CECAS43	1/8	.129-.133	.076	#30	.031	.220	.337	.126-.250	210	325	100
CECAS44	1/8	.129-.133	.076	#30	.031	.220	.525	.251-.375	210	325	100
CECAS63	3/16	.192-.196	.114	#11	.050	.348	.387	.020-.187	445	720	100
CECAS64	3/16	.192-.196	.114	#11	.050	.348	.450	.188-.250	445	720	100

# RIVETS

## Steel/Steel Countersunk Rivets

120° design that provides a smooth, flush surface. In quantities of 100.

Part #	Rivet Size	Hole Size	Mandrel Dia	Drill	Max Head Hgt	Flange Dia	Max Barrel	Grip Range	Shear lbs	Tensile Lbs
CECSS42	1/8	.129-.133	.076	#30	.031	.220	.275	.021-.125	295	425
CECSS43	1/8	.129-.133	.076	#30	.031	.220	.337	.126-.187	295	425
CECSS44	1/8	.129-.133	.076	#30	.031	.220	.400	.188-.250	295	425
CECSS46	1/8	.129-.133	.076	#30	.031	.220	.525	.251-.375	295	425
CECSS63	3/16	.192-.196	.114	#11	.050	.348	.387	.020-.187	590	815
CECSS64	3/16	.192-.196	.114	#11	.050	.348	.450	.188-.250	590	815

## Stainless Steel/Stainless Steel Countersunk Rivets

120° design that provides a smooth, flush surface. In quantities of 100.

Part #	Rivet Size	Hole Size	Mandrel Dia	Drill	Max Head Hgt	Flange Dia	Max Barrel	Grip Range	Shear lbs	Tensile Lbs
CECTT64	3/16	.192-.196	.114	#11	.050	.348	.450	.151-.250	1000	1375
CECTT66	3/16	.192-.196	.114	#11	.050	.348	.575	.251-.375	1000	1375
CECTT68	3/16	.192-.196	.114	#11	.050	.348	.700	.376-.500	1000	1375
CECTT44	1/8	.129-.133	.076	#30	.031	.220	.400	.092-.250	550	700

## Aluminum/Aluminum Closed-End Rivets

The choice to make where a tight, leakage-resistant seal is required. In quantities of 100.

Part #	Rivet Size	Hole Size	Mandrel Dia	Drill	Max Head Hgt	Flange Dia	Max Barrel	Grip Range	Shear lbs	Tensile Lbs
CEBAA42-CE	1/8	.129-.133	.073	#30	.050	.236	.360	.020-.125	105	110
CEBAA43-CE	1/8	.129-.133	.073	#30	.050	.236	.422	.126-.187	105	110
CEBAA44-CE	1/8	.129-.133	.073	#30	.050	.236	.485	.188-.250	105	110
CEBAA46-CE	1/8	.129-.133	.073	#30	.050	.236	.610	.251-.375	105	110
CEBAA62-CE	3/16	.192-.196	.109	#11	.080	.375	.406	.020-.125	210	250
CEBAA64-CE	3/16	.192-.196	.109	#11	.080	.375	.531	.126-.250	210	250
CEBAA66-CE	3/16	.192-.196	.109	#11	.080	.375	.656	.251-.375	210	250
CEBAA68-CE	3/16	.192-.196	.109	#11	.080	.375	.781	.376-.500	210	250
CEAA46-CE	5/32	.160-.164	.091	#20	.065	.312	.500	.020-.250	130	160

## Aluminum/Steel Closed-End Rivets

The choice to make where a tight, leakage-resistant seal is required. In quantities of 100.

Part #	Rivet Size	Hole Size	Mandrel Dia	Drill	Max Head Hgt	Flange Dia	Max Barrel	Grip Range	Shear lbs	Tensile Lbs
CEBAS42-CE	1/8	.129-.133	.073	#30	.050	.236	.360	.020-.125	240	280
CEBAS43-CE	1/8	.129-.133	.073	#30	.050	.236	.422	.126-.187	240	280
CEBAS44-CE	1/8	.129-.133	.073	#30	.050	.236	.485	.188-.250	240	280
CEBAS46-CE	1/8	.129-.133	.073	#30	.050	.236	.610	.251-.375	240	280
CEBAS53-CE	5/32	.160-.164	.091	#20	.080	.375	.487	.020-.187	350	480
CEBAS54-CE	5/32	.160-.164	.091	#20	.080	.375	.500	.188-.250	350	480
CEBAS62-CE	3/16	.192-.196	.109	#11	.080	.375	.406	.120-.125	210	250
CEBAS64-CE	3/16	.192-.196	.109	#11	.080	.375	.531	.126-.250	210	250
CEBAS66-CE	3/16	.192-.196	.109	#11	.080	.375	.656	.251-.375	210	250
CEBAS68-CE	3/16	.192-.196	.109	#11	.080	.375	.781	.376-.500	210	250
CEBAS84-CE	1/4	.257-.261	.142	F	1.00	.500	.570	.126-.250	900	1100
CEBAS86-CE	1/4	.257-.261	.142	F	1.00	.500	.695	.251-.375	900	1100

## Stainless Steel/Stainless Steel Closed-End Rivets

The choice to make where a tight, leakage-resistant seal is required. In quantities of 100.

Part #	Rivet Size	Hole Size	Mandrel Dia	Drill	Max Head Hgt	Flange Dia	Max Barrel	Grip Range	Shear lbs	Tensile Lbs
CEBTT43-CE	1/8	.129-.133	.073	#30	.040	.250	.422	.020-.187	495	495
CEBTT64-CE	3/16	.192-.196	.109	#20	.080	.375	.531	.020-.250	965	989
CEBTT68-CE	3/16	.192-.196	.109	#20	.080	.375	.781	.251-.500	965	989

## Steel/Steel Closed-End Rivets

The choice to make where a tight, leakage-resistant seal is required. In quantities of 100.

Part #	Rivet Size	Hole Size	Mandrel Dia	Drill	Max Head Hgt	Flange Dia	Max Barrel	Grip Range	Shear lbs	Tensile Lbs
CEBSS62-CE	3/16	.192-.196	.114	#11	.080	.375	.406	.020-.125	540	680
CEBSS63-CE	3/16	.192-.196	.114	#11	.080	.375	.468	.126-.187	540	680

08



## Aluminum/Steel Multi-Grip Rivets

Provide maximum clamping action over a wide range of material thickness.



Part #	Rivet Size	Hole Size	Mandrel Dia	Drill	Max Head Hgt	Flange Dia	Max Barrel	Grip Range	Shear lbs	Tensile Lbs	Qty
CEBAS54-MG	5/32	.192-.196	.085	#20	.051	.312	.415	.046-.250	255	375	100
CEBAS43-MG	1/8	.129-.142	.070	#30	.041	.250	.328	.031-.187	150	220	100
CEBAS45-MG	1/8	.129-.142	.070	#30	.041	.250	.468	.188-.312	150	220	100
CEBAS64-MG	3/16	.192-.196	.103	#20	.061	.375	.440	.187-.375	350	530	100
CEBAS66-MG	3/16	.192-.196	.103	#20	.061	.375	.620	.178-.375	350	530	100
CEBAS68-MG	3/16	.192-.196	.103	#20	.061	.375	.731	.251-.400	350	530	100
CEBAS612-MG	3/16	.192-.196	.103	#20	.061	.375	1.065	.437-.750	350	530	100

## Aluminum/Steel Large Flange Multi-Grip Rivets

Provide maximum clamping action over a wide range of material thickness.



Part #	Rivet Size	Hole Size	Mandrel Dia	Drill	Max Head Hgt	Flange Dia	Max Barrel	Grip Range	Shear lbs	Tensile Lbs	Qty
CEBLAS64-MG	3/16	.192-.196	.103	#11	.075	.625	.440	.062-.250	350	505	100
CEBLAS68-MG	3/16	.192-.196	.103	#11	.075	.625	.731	.251-.500	350	505	100

## Aluminum/Aluminum Tri-Bulb Rivets

Extended bearing surface spreads the load over a wider area to prevent pullout in plastics and/or other similar soft or thin sheet materials. In quantities of 100.



Part #	Rivet Size	Hole Size	Mandrel Dia	Drill	Max Head Hgt	Flange Dia	Max Barrel	Grip Range	Shear lbs	Tensile Lbs
CEA0516ATB	5/32	.160-.164	.091	#20	.055	.315	.630	.039-.118	134	224
CEA0532ATB	5/32	.160-.164	.091	#20	.055	.315	.835	.039-.276	134	224
CEA0619ATB	3/16	.192-.196	.155	#11	.071	.386	.720	.039-.157	202	269
CEA0622ATB	3/16	.192-.196	.155	#11	.071	.386	.807	.039-.248	202	269
CEA0625ATB	3/16	.192-.196	.155	#11	.071	.386	.925	.039-.354	202	269
CEA0530ATB	3/16	.192-.196	.155	#11	.071	.386	1.063	.157-.472	202	269
CEAL625ATB	3/16	.192-.196	.155	#11	.079	0.510	.925	.039-.354	202	269

08

## Aluminum/Steel T-Rivets

Is scored by the mandrel and split into three parts. In quantities of 50.



Part #	Rivet Size	Hole Size	Drill	Head Dia	Max Head Hgt	Max Rivet Length	Grip Range	Shear lbs	Tensile Lbs
CE52372	1/4	.257-.261	F	.500	.120	.520	.062-.125	1500	1000
CE52371	1/4	.257-.261	F	.500	.120	.520	.032-.140	1500	1000
CE52373	1/4	.257-.261	F	.500	.120	.625	.110-.177	1500	1000
CE52374	1/4	.257-.261	F	.500	.120	.680	.140-.187	1500	1000
CE52368	1/4	.257-.261	F	.500	.120	.707	.251-.312	1500	1000
CE52369	1/4	.257-.261	F	.500	.120	.770	.312-.375	1500	1000
CE52370	1/4	.257-.261	F	.500	.120	.832	.376-.437	1500	1000
CE52376	1/4	.257-.261	F	.500	.120	.960	.520-.620	1500	1000

## Pop® Aluminum/Steel T-Rivets

Is scored by the mandrel and split into three parts.



Part #	Rivet Size	Hole Size	Head Dia	Head Hgt	Rivet Length	Grip Range	Shear lbs	Tensile Lbs	Qty
POPAD6140TFBS	3/16	.192-.196	.405	.103	.447	.032-.140	950	600	100
POPAD6250TFBS	3/16	.192-.196	.405	.103	.572	.188-.250	1025	600	100
POPAD6375TFBS	3/16	.192-.196	.405	.103	.697	.313-.437	1200	600	100
POPAD6519TFBS	3/16	.192-.196	.405	.103	.822	.438-.519	1350	600	100
POPAD8250TFBS	1/4	.227-.261	.535	.126	.615	.188-.250	1650	1110	50
POPAD8375TFBS	1/4	.227-.261	.535	.126	.740	.313-.375	2080	1110	50
POPAD8519TFBS	1/4	.227-.261	.535	.126	.865	.437-.519	2325	1110	50

# RIVETS



## Back-Up Washers

Part #	Size	Quantity	Description
CEAS-8	3/8" for 1/8" Hole	100	Round aluminum. .056" to .062" thick. Used when fastening soft materials or to compensate for oversized holes where access to both sides of work is possible.
CEAS-9	7/16" for 5/32" Hole	100	
CEAS-10	1/2" for 3/16" Hole	100	
CEAS-12	1/2" for 1/4" Hole	100	



## Aluminum/Aluminum Domed Head Tigerbolt Structural Rivets

Part #	Rivet Size	Hole Size	Drill #	Barrel Length	OA Length	Grip Range	Flange Dia	Offers extra high shear & tensile strengths, consistent high clamp-up to compress material pieces together.
CEMA/A64D	3/16	.194-.204	#10	.416	.842	.062-.250	.355-.400	
CEMA/A67D	3/16	.194-.204	#10	.577	1.000	.062-.437	.355-.400	
CEMA/A86D	1/4	.261-.276	G	.556	1.181	.080-.375	.480-.530	
CEMA/A810D	1/4	.261-.276	G	.847	1.430	.080-.625	.480-.530	

## Steel/Steel Domed Head Tigerbolt Structural Rivets

Part #	Rivet Size	Hole Size	Drill #	Barrel Length	OA Length	Grip Range	Flange Dia	Mandrel Dia
CEMS/S64D	3/16	.194-.204	#10	.416	.842	.062-.250	.355-.400	.188
CEMS/S67D	3/16	.194-.204	#10	.577	1.000	.062-.437	.355-.400	.188
CEMS/S86D	1/4	.176-.261	G	.556	1.181	.080-.375	.480-.530	.157
CEMS/S810D	1/4	.176-.261	G	.847	1.430	.080-.625	.480-.530	.157

Part #	Mandrel Push Out	Max Head Hgt	Shear lbs	Tensile lbs	Qty	Description
CEMS/S64D	50	.090	1300	1000	100	Offers extra high shear and tensile strengths, and consistent, high clamp-up to compress material pieces together.
CEMS/S67D	50	.090	1300	1000	100	
CEMS/S86D	250	.117	2400	1850	50	
CEMS/S810D	250	.117	2400	1850	50	

## Stainless Steel/Stainless Steel Domed Head Tigerbolt Structural Rivets

Part #	Rivet Size	Hole Size	Drill #	Barrel Length	OA Length	Grip Range	Flange Dia	Mandrel Dia
CEMSS/SS64D	3/16	.194-.204	#10	.416	.842	.062-.250	.355-.400	.118
CEMSS/SS67D	3/16	.194-.204	#10	.577	1.000	.062-.437	.355-.400	.118
CEMSS/SS86D	1/4	.176-.261	G	.556	1.181	.080-.375	.480-.530	.157

Part #	Mandrel Push Out	Max Head Hgt	Shear lbs	Tensile lbs	Qty	Description
CEMSS/SS64D	50	.090	1300	1000	100	Offers extra high shear and tensile strengths, and consistent, high clamp-up to compress material pieces together.
CEMSS/SS67D	50	.090	1300	1000	100	
CEMSS/SS86D	250	.117	2400	1850	50	

## Klik-Lock Steel/Steel Buttonhead Structural Rivets

Part #	Rivet Size	Hole Size	Length Size	Body Length	OA Length	Head Dia	Max Head Height	Grip Range	Shear lbs	Tensile lbs	Qty
CESB6-4KL	3/16	.191-.201	1.00	.415	.675	.385	.085	.062-.270	1450	1200	100
CESB6-7KL	3/16	.191-.201	1.00	.572	.825	.385	.085	.214-.437	1450	1200	100
CESB6-EKL	3/16	.191-.201	1.00	.572	.950	.385	.085	.062-.437	1450	1200	100
CESB8-6KL	1/4	.261-.272	1.00	.560	.970	.525	.117	.080-.375	2750	2200	50
CESB-10KL	1/4	.261-.272	1.00	.810	1.220	.525	.117	.350-.625	2750	2200	50
CESB8-EKL	1/4	.261-.272	1.00	.810	1.405	.525	.117	.080-.625	2750	2200	50

Offers extra high shear and tensile strengths, and consistent, high clamp-up to compress material pieces together.

## Klik-Lock Aluminum/Aluminum Buttonhead Structural Rivets

Part #	Rivet Size	Hole Size	Length Size	Body Length	OA Length	Head Dia	Max Head Height	Grip Range	Shear lbs	Tensile lbs	Qty
CEAB6-4KL	3/16	.191-.201	1.00	.415	.675	.385	.085	.062-.270	700	500	100
CEAB6-7KL	3/16	.191-.201	1.00	.572	.825	.385	.085	.214-.437	700	500	100
CEAB6-EKL	3/16	.191-.201	1.00	.572	.950	.385	.085	.062-.437	700	500	100
CEAB8-6KL	1/4	.261-.272	1.00	.560	.970	.525	.117	.080-.375	1300	890	50
CEAB-10KL	1/4	.261-.272	1.00	.810	1.220	.525	.117	.350-.625	1300	890	50
CEAB8-EKL	1/4	.261-.272	1.00	.810	1.405	.525	.117	.080-.625	1300	890	50

Offers extra high shear and tensile strengths, and consistent, high clamp-up to compress material pieces together.

08



## Klik-Lock Stainless Steel/Stainless Steel Buttonhead Structural Rivets

Offers extra high shear and tensile strengths and consistent, high clamp-up to compress material pieces together.

Part #	Rivet Size	Hole Size	Length Size	Body Length	OA Length	Head Dia	Max Head Height	Grip Range	Shear lbs	Tensile lbs	Qty
CESSB6-4KL	3/16	.191-.201	1.00	.415	.675	.385	.085	.062-.170	1400	1000	100
CESSB6-7KL	3/16	.191-.201	1.00	.572	.825	.385	.085	.214-.437	1400	1000	100
CESSB6-EKL	3/16	.191-.201	1.00	.572	.950	.385	.085	.062-.437	1400	1000	100
CESSB8-6KL	1/4	.261-.272	1.00	.560	.970	.525	.117	.080-.375	2500	2000	50
CESSB8-10KL	1/4	.261-.272	1.00	.810	1.220	.525	.117	.350-.625	2500	2000	50

## Magna-Lok® Steel/Steel Protruding Head Blind Structural Rivet

Creates an internal lock during installation that virtually eliminates pin push out.

Part #	Rivet Size	Hole Size	Length Size	Body Length	OA Length	Flange Dia	Max Head Height	Grip Range	Shear lbs	Tensile lbs	Qty
HUCK-MGLP-R6-4	3/16	.191-.201	1.00	.415	.675	.385	.085	.062-.270	1300	1200	100
HUCK-MGLP-R6-7	3/16	.191-.201	1.00	.572	.825	.385	.085	.214-.437	1300	1200	100
HUCK-MGLP-R8-6	1/4	.261-.272	1.00	.560	.970	.525	.117	.080-.375	2500	2200	50
HUCK-MGLP-R8-10	1/4	.261-.272	1.00	.810	1.220	.525	.117	.350-.625	2500	2200	50

## Magna-Lok® Aluminum/Aluminum Protruding Head Blind Structural Rivet

Part #	Rivet Size	Hole Size	Length Size	Body Length	OA Length	Flange Dia	Max Head Height	Grip Range	Shear lbs	Tensile lbs	Qty
HUCK-MGLP-B6-4	3/16	.191-.201	1.00	.415	.675	.385	.085	.062-.270	1300	1200	100
HUCK-MGLP-B6-7	3/16	.191-.201	1.00	.572	.825	.385	.085	.214-.437	1300	1200	100
HUCK-MGLP-B8-6	1/4	.261-.272	1.00	.560	.970	.525	.117	.080-.375	2500	2200	50
HUCK-MGLP-B8-10	1/4	.261-.272	1.00	.810	1.220	.525	.117	.50-.625	2500	2200	50

## Magna-Lok® Stainless Steel/Stainless Steel Protruding Head Blind Structural Rivet

Part #	Rivet Size	Hole Size	Length Size	Body Length	OA Length	Flange Dia	Max Head Height	Grip Range	Shear lbs	Tensile lbs	Qty
HUCK-MGLP-U6-4	3/16	.191-.201	1.00	.415	.675	.385	.085	.062-.270	1300	1200	100
HUCK-MGLP-U6-7	3/16	.191-.201	1.00	.572	.825	.385	.085	.214-.437	1300	1200	100
HUCK-MGLP-U8-6	1/4	.261-.272	1.00	.560	.970	.525	.117	.080-.375	2500	2200	50
HUCK-MGLP-U8-10	1/4	.261-.272	1.00	.810	1.220	.525	.117	.350-.625	2500	2200	50


## Klik® Ribbed Rivet Nuts

Part #	Thread	Body Length	Body Dia	Head Dia	Head Height	Grip Range	Drill Size	Qty	Description
CE57310	6-32	.420	.265	.390	.030	.020-.080	17/64	50	Can be used in a wide range of applications and are designed to provide a very efficient and cost effective method of placing permanent threads in thin materials. Perfect for use in metal, fiber glass, and rigid plastic previously too thin for tapped threads. Available in steel only with steel-zinc plated finish. Additional features include increased torque strength over conventional style, 360° knurled expansion after setting, vibration resistance, and large flanged head which increases push out strength.
CE57312	6-32	.470	.265	.390	.030	.080-.130	17/64	50	
CE57320	8-32	.420	.265	.390	.030	.020-.080	17/64	50	
CE57321	8-32	.470	.265	.390	.030	.080-.130	17/64	50	
CE57330	10-24	.475	.296	.415	.030	.020-.130	19/64	50	
CE57332	10-24	.585	.296	.415	.030	.130-.225	19/64	50	
CE57340	10-32	.478	.296	.415	.030	.020-.130	19/64	50	
CE57342	10-32	.485	.296	.415	.030	.130-.255	19/64	50	
CE57350	1/4-20	.580	.390	.500	.030	.027-.165	25/64	50	
CE57354	1/4-20	.680	.390	.500	.030	.165-.260	25/64	50	
CE57358	1/4-28	.580	.390	.500	.030	.027-.165	25/64	50	
CE57359	1/4-28	.560	.390	.500	.030	.165-.260	25/64	50	
CE57371	5/16-18	.690	.530	.685	.035	.027-.150	17/32	25	
CE57374	5/16-18	.805	.530	.685	.035	.150-.312	17/32	25	
CE57378	5/16-24	.690	.530	.685	.035	.027-.150	17/32	25	
CE57379	5/16-24	.805	.530	.685	.035	.150-.312	17/32	25	
CE57381	3/8-16	.690	.530	.865	.035	.027-.150	17/32	25	
CE57382	3/8-16	.805	.530	.865	.035	.150-.315	17/32	25	
CE57395	3/8-24	.690	.530	.865	.035	.024-.150	17/32	25	
CE57396	3/8-24	.805	.530	.865	.035	.150-.312	17/32	25	
CE57360	M4x0.7	.433	.264	.392	.028	.020-.080	17/64	50	
CE57365	M4x0.7	.484	.392	.264	.028	.080-.130	17/64	50	
CE57385	M5x0.8	.484	.295	.417	.028	.020-.130	19/64	50	
CE57384	M5x0.8	.594	.295	.417	.028	.130-.225	19/64	50	
CE57386	M6x1.0	.590	.390	.500	.028	.027-.165	25/64	50	
CE57387	M6x1.0	.692	.390	.500	.028	.165-.260	25/64	50	
CE57388	M8x1.25	.690	.530	.685	.032	.027-.150	17/32	25	
CE57389	M8x1.25	.805	.530	.685	.032	.150-.312	17/32	25	
CE57390	M10x1.5	.690	.530	.685	.032	.027-.150	17/32	5	
CE57391	M10x1.5	.805	.530	.685	.032	.150-.312	17/32	5	

# RIVETS

## Full Brazier Head Solid Aluminum Rivets

Available in either hard or soft aluminum. Full brazier head gives a larger bearing surface under the head resulting in a greater resistance to pull through.



Part #	Rivet Size	Length	Aluminum Type	Head Dia	Head Height	Head Radius	Hole Size	Drill Size	Qty
CEBH66-H	3/16	3/8	Hard	.469	.094	.340	.182-.191	#11	100/1000
CEBH66-S	3/16	3/8	Soft	.469	.094	.340	.182-.191	#11	100/1000
CEBH67-H	3/16	7/16	Hard	.469	.094	.340	.182-.191	#11	100/1000
CEBH67-S	3/16	7/16	Soft	.469	.094	.340	.182-.191	#11	100/1000
CEBH68-H	3/16	1/2	Hard	.469	.094	.340	.182-.191	#11	100/1000
CEBH68-S	3/16	1/2	Soft	.469	.094	.340	.182-.191	#11	100/1000
CEBH69-H	3/16	9/16	Hard	.469	.094	.340	.182-.191	#11	100/1000
CEBH69-S	3/16	9/16	Soft	.469	.094	.340	.182-.191	#11	100/1000
CEBH610-H	3/16	5/8	Hard	.469	.094	.340	.182-.191	#11	100/1000
CEBH610-S	3/16	5/8	Soft	.469	.094	.340	.182-.191	#11	100/1000
CEBH612-H	3/16	3/4	Hard	.469	.094	.340	.182-.191	#11	100/1000
CEBH612-S	3/16	3/4	Soft	.469	.094	.340	.182-.191	#11	100/1000
CEBH86-H	1/4	3/8	Hard	.469	.094	.340	.244-.253	F	100/1000
CEBH86-S	1/4	3/8	Soft	.469	.094	.340	.244-.253	F	100/1000
CEBH88-H	1/4	1/2	Hard	.469	.094	.340	.244-.253	F	100/1000
CEBH88-S	1/4	1/2	Soft	.469	.094	.340	.244-.253	F	100/1000
CEBH810-H	1/4	5/8	Hard	.469	.094	.340	.244-.253	F	100/1000
CEBH810-S	1/4	5/8	Soft	.469	.094	.340	.244-.253	F	100/1000
CEBH812-H	1/4	3/4	Hard	.469	.094	.340	.244-.253	F	100/1000
CEBH812-S	1/4	3/4	Soft	.469	.094	.340	.244-.253	F	100/1000
CEBH814-H	1/4	7/8	Hard	.469	.094	.340	.244-.253	F	100/1000
CEBH814-S	1/4	7/8	Soft	.469	.094	.340	.244-.253	F	100/1000
CEBH816-H	1/4	1	Hard	.469	.094	.340	.244-.253	F	100/1000
CEBH816-S	1/4	1	Soft	.469	.094	.340	.244-.253	F	100/1000
CEBH912-H	5/16	3/4	Hard	.469	.094	.340	.304-.316	P	100/1000
CEBH912-S	5/16	3/4	Soft	.469	.094	.340	.304-.316	P	100/1000
CEBH916-H	5/16	1	Hard	.469	.094	.340	.304-.316	P	100/1000
CEBH916-S	5/16	1	Soft	.469	.094	.340	.304-.316	P	100/1000

08

## Modified Brazier Head Solid Aluminum Rivets

Available in either hard or soft aluminum. The modified brazier head gives these rivets a low profile head design.



Part #	Rivet Size	Length	Aluminum Type	Head Dia	Head Height	Hole Size	Drill Size	Qty
CEMBH66-H	3/16	3/8	Hard	.390	.078	.182-.191	#11	100/1000
CEMBH66-S	3/16	3/8	Soft	.390	.078	.182-.191	#11	100/1000
CEMBH67-H	3/16	7/16	Hard	.390	.078	.182-.191	#11	100/1000
CEMBH67-S	3/16	7/16	Soft	.390	.078	.182-.191	#11	100/1000
CEMBH68-H	3/16	1/2	Hard	.390	.078	.182-.191	#11	100/1000
CEMBH68-S	3/16	1/2	Soft	.390	.078	.182-.191	#11	100/1000
CEMBH610-H	3/16	5/8	Hard	.390	.078	.182-.191	#11	100/1000
CEMBH610-S	3/16	5/8	Soft	.390	.078	.182-.191	#11	100/1000
CEMBH612-H	3/16	3/4	Hard	.390	.078	.182-.191	#11	100/1000
CEMBH612-S	3/16	3/4	Soft	.390	.078	.182-.191	#11	100/1000
CEMBH86-H	1/4	3/8	Hard	.468	.094	.244-.253	F	100/1000
CEMBH86-S	1/4	3/8	Soft	.468	.094	.244-.253	F	100/1000
CEMBH88-H	1/4	1/2	Hard	.468	.094	.244-.253	F	100/1000
CEMBH88-S	1/4	1/2	Soft	.468	.094	.244-.253	F	100/1000
CEMBH810-H	1/4	5/8	Hard	.468	.094	.244-.253	F	100/1000
CEMBH810-S	1/4	5/8	Soft	.468	.094	.244-.253	F	100/1000
CEMBH812-H	1/4	3/4	Hard	.468	.094	.244-.253	F	100/1000
CEMBH812-S	1/4	3/4	Soft	.468	.094	.244-.253	F	100/1000

## Universal Brazier Head Solid Aluminum Rivets

Available in hard aluminum only. Universal brazier head gives a low profile head design.



Part #	Rivet Size	Length	Head Dia	Head Height	Head Radius	Drill Size	Hole Size	Qty
CEUH376716-H	3/16	7/16	.375	.085	.164	#11	.182-.191	100/1000
CEUH31612-H	3/16	1/2	.375	.085	.164	#11	.182-.191	100/1000
CEUH31634-H	3/16	3/4	.375	.085	.164	#11	.182-.191	100/1000

## Round Brazier Head Solid Aluminum Rivets



Part #	Rivet Size	Length	Head Dia	Head Height	Head Radius	Drill Size	Hole Size	Description	Qty
CERH808-H	1/4	1/2	.500	.188	.260	F	.244-.253	Round brazier head is designed for cosmetic applications	100/1000
CERH810-H	1/4	5/8	.500	.188	.260	F	.244-.253		100/1000
CERH812-H	1/4	3/4	.500	.188	.260	F	.244-.253		100/1000

## Full Brazier Head Aluminum Drive Rivets



Part #	Rivet Size	Head Dia	Head Height	Length	Grip Range	Quantity	Description
CEDR38-206-06-16	3/16	.469	.094	.344	.141-.234	100/500	Pull-up action built into the rivet design clinches fastened materials together as rivet is attached. Corrosion-resistant aluminum materials provide excellent long-term performance even in outdoor applications. Easy installation with a hammer or power tool.
CEDR38-206-08-16	3/16	.469	.094	.406	.203-.297	100/500	
CEDR38-206-10-16	3/16	.469	.094	.469	.266-.359	100/500	
CEDR38-206-12-16	3/16	.469	.094	.531	.328-.422	100/500	
CELR10-11-706-13	3/16	.600	.075	9/32	.076-.175	100/500	
CEDR38-208-06-16	1/4	.625	.125	.344	.141-.234	100/500	
CEDR38-208-08-16	1/4	.625	.125	.416	.141-.234	100/500	
CEDR38-208-10-16	1/4	.625	.125	.469	.141-.234	100/500	
CEDR38-208-12-16	1/4	.625	.125	.531	.141-.234	100/500	

## Solid Aluminum Rivet Drive Tools



Part #	Rivet Head Type	Rivet Size	Shank Length	Description	Qty
CESM10-4556	Brazier	3/16	.401 x 3-1/2	Solid heat sets are designed to hold and maintain the shape of the rivet head. For use with rivet bucking bar and pneumatic rivet gun to install solid rivets.	1
CESM10-4558	Brazier	1/4	.401 x 3-1/2		1
CESM10-4566	Modified	3/16	.401 x 3-1/2		1
CESM10-4568	Modified	1/4	.401 x 3-1/2		1
CESM50-47010	Universal	5/16	.401 x 3-1/2		1

## Truss Head Semi-Tubular Rivets



Part #	Rivet Size	Length	Head Dia	Head Height	Hole Size	Material Type	Quantity	Description
CEST810S	1/4	3/4	.500	.078	.184-.219	Steel	100/500	Available in either steel or aluminum. Semi-tubular rivets are defined as having a hole depth less than 112% of the mean body dia.
CEST812S	1/4	1.00	.468	.094	.184-.219	Steel	100/500	
CEST814A	1/4	1.10	.468	.094	.184-.219	Aluminum	100/500	
CEST814S	1/4	1.10	.468	.094	.184-.219	Steel	100/500	
CEST816S	1/4	1.25	.468	.094	.184-.219	Steel	100/500	
CEST820S	1/4	1.50	.468	.094	.184-.219	Steel	100/500	

## Truss Head Semi-Tubular Rivets Tool



Part #	Rivet Size	Shank Length	Description	Qty
CESM10-4508	1/4	.401 x 3-1/2	Solid heat sets are designed to hold and maintain the shape of the rivet head. For use with rivet bucking bar or pneumatic rivet gun to install solid rivets.	1

## 3G Liner Rivets



Part #	Rivet Size	Head Dia	Head Height	Length	Grip Range	Quantity	Description
CELR-17-706-13	3/16	.600	.075	7/8	.676-.775	100/500	3x the grip range. Won't snag cargo. Low profile head with a large flange. Easy installation with a hammer or power tool.
CELR-18-706-13	3/16	.600	.075	63/64	.776-.875	100/500	
CELR-19-706-13	3/16	.600	.075	1-5/64	.876-.975	100/500	

## Nylon Nail Anchor Rivets



Part #	Rivet Size	Head Dia	Head Width	Length	Shank Dia	Tolerance on Length	Quantity	Description
NNA1434MH	1/4	.443	.113	3/4	.265	.015	100/1000	Two-part fastening systems consisting of a ribbed nylon body a protruding steel nail. To install, insert into pre-drilled hole and hammer nail.
NNA141MH	1/4	.443	.113	1	25/64	.015	100/1000	
NNA14112MH	1/4	.443	.113	1-1/2	31/64	.015	100/1000	
NNA142MH	1/4	.443	.113	2	37/64	.015	100/1000	
NNA143MH	1/4	.443	.113	3	11/16	.015	100/1000	
NNA144MH	1/4	.443	.113	4	25/32	.015	100/1000	

## Encapsulated FRP Fastening System

FRPs are a high performance mating fastener and nut combination for fastening Fiberglass Reinforced Plywood (FRP) to steel framing rails in FRP trailers and body applications. To install, insert into pre-drilled hole.

## Truss Washer Head Mating Fastener



Part #	Fastener Size	Head Dia	Head Width	Length	Shoulder	Lock Patch	Quantity
PSMS-1420716	1/4-20	.725	.113	7/16	No	Yes	100
PSMS-142012	1/4-20	.725	.113	1/2	No	Yes	100
PSMS-142012S	1/4-20	.725	.113	1/2	Yes	Yes	100
PSMS-142058S	1/4-20	.725	.113	5/8	Yes	Yes	100
PSMS-5161858S	5/16-18	.875	.188	5/8	Yes	Yes	100
PSMS-5161834S	5/16-18	.875	.188	3/4	Yes	Yes	100
PSMS-5161878S	5/16-18	.875	.188	7/8	Yes	Yes	100
PSMS-51618S	5/16-18	.875	.188	1	Yes	Yes	100

# RIVETS

## T-Nuts



Part #	Nut Size	Head Dia	Head Width	Head Color	Length	Description	Quantity
PSTN-1420RW	1/4-20	.825	.250	White	.425	Ribbed Neck	100
PSTN51618RW	5/16-18	1.100	.258	White	.425		100

## Marson Industrial Rivet Hand Tool



Part #	Nosepieces	Description	Qty
CE39000	3/32", 1/8", 5/32", & 3/16"	The HP-2 is trusted for its durability, quality, and performance. Sets up to 3/16" steel rivets and comes with four mounted nosepieces and a service wrench.	1

## Marson Klik-Turn SP-1 Hand Rivet Tool



Part #	Description	Qty
CE39005	The SP-1 swivel rivet tool features a patented positive-ratchet locking feature which allows the swivel head to turn to 360° and hold in place in any of the 40+ positions. Sets up to 3/16" steel rivets.	1

## Marson Big Daddy Hand Rivet Tool



Part #	Description	Qty
CE39031	Features a double-gear reduction system which easily fits 1/8" to 1/4" diameter Klik-Fast rivets in all alloys and a one-piece collet case eliminates the need to adjust the tool when changing rivet diameters. Its extra-long handle provides excellent leverage and permits working a foot beyond natural reach.	1

## Marson Hand Rivet Tool Kits



Part #	Description	Qty	Part #	Description	Qty
CE39001	Deluxe Hand Rivet Kit:HP-2 and 200 assorted Klik-Fast rivets	1	CE39009	Deluxe Stainless Steel Rivet Kit:HP-2 and 200 assorted stainless steel Klik-Fast rivets	1

08

## Hand Rivet Tool Capacity Chart

Part #	Steel					Aluminum					Aluminum/Steel					Stainless Steel					Copper Steel			Klik Lock		T-Rivets			
	3/32	1/8	5/32	3/16	1/4	3/32	1/8	5/32	3/16	1/4	3/32	1/8	5/32	3/16	1/4	3/32	1/8	5/32	3/16	1/4	3/32	1/8	5/32	3/16	1/4	1/8	3/16	1/4	
CE39000																													
CE39005																													
CE39031																													

## Standard and Special Nosepieces for Hand Rivet Tools

Part #	3/32	1/8	5/32	3/16	1/4	3/16	1/4	1/8	1/4
CE39000	39131	39128	39130	39129					
CE39005	39160	39161	39162	39163					
CE39031		96024	96025	96026	96027	96031	96030	96029	96028

## AVKAA170 Plier Threaded Insert Tool



Part #	Description	Quantity
AVKAA170	Will set most inserts in one stroke. A double stroke may be required for 1/4", 5/16", and 3/8" sizes in very thin material. Each thread size requires its own mandrel/nosepiece set.	1

## Mandrel/Nosepiece Sets

Part #	Thread Size	Part #	Thread Size	Part #	Thread Size
AVKAA271-632	6-32	AVKAA271-1032	10-32	AVKAA271-518	5/16-18
AVKAA271-832	8-32	AVKAA271-420	1/4-20	AVKAA271-616	3/8-16
AVKAA271-1024	10-24				

## AVKAA112 Hi-Torquer Threaded Insert Tool



Part #	Description	Qty
AVKAA112	ideal for field and maintenance applications. Features a patented Quick Change thread size nose assembly. Each thread size requires its own mandrel/nosepiece set.	1

### Mandrel/Nosepiece Sets

Part #	Thread Size	Part #	Thread Size	Part #	Thread Size
AVKAAT202-350	M3X0.5	AVKAAT202-440	4/40	AVKAAT202-428	1/4-28
AVKAAT202-470	M4X0.7	AVKAAT202-632	6/32	AVKAAT202-518	5/18-16
AVKAAT202-580	M5X0.8	AVKAAT202-832	8/32	AVKAAT202-524	5/18-24
AVKAAT202-610	M6X1.0	AVKAAT202-1024	10/24	AVKAAT202-616	3/8-16
AVKAAT202-8125	M8X1.25	AVKAAT202-420	1/4-20	AVKAAT202-624	3/8-24
AVKAAT202-1015	M10X1.5				

## 34604/325RN Heavy Duty Hi-Torquer Threaded Insert Tool



Part #	Description	Quantity
CE34604/325RN	Heavy duty tool that will install 10-24 through 3/8"-16 and 5mm through 10mm threaded inserts in aluminum or steel. Tool comes with 1/4"-20 mandrel and nosepiece only.	1

### Mandrel/Nosepiece Chart for 34604

Thread Size	Mandrel Part #	Nosepiece Part #	Complete Set Part #	Thread Size	Mandrel Part #	Nosepiece Part #	Complete Set Part #
10-24	CE95635	CE95645	CE34615	5MM	CE95630	CE95640	CE34625
10-32	CE95636	CE95646	CE34616	6MM	CE95631	CE95641	CE34626
1/4-20	CE95637	CE95647	CE34617	8MM	CE95632	CE95642	CE34627
5/16-18	CE95638	CE95648	CE34618	10MM	CE95633	CE95643	CE34628
3/8-16	CE95639	CE95649	CE34619				

## Heavy Duty Threaded Insert Tool Kit



Part #	Description	Qty
CE34604/325RNK	Kit includes the CE34604/325RN heavy duty tool, mandrels and nosepieces to set rivet nuts and service/adjustment tools. Contents come contained to a sturdy carrying case.	1

### Mandrel/Nosepiece Chart for 34604

Thread Size	Mandrel Part #	Nosepiece Part #	Complete Set Part #	Thread Size	Mandrel Part #	Nosepiece Part #	Complete Set Part #
10-24	CE95635	CE95645	CE34615	5/16-18	CE95638	CE95648	CE34618
10-32	CE95636	CE95646	CE34616	3/8-16	CE95639	CE95649	CE34619
1/4-20	CE95637	CE95647	CE34617				

## 34607/425RN Easy Adjust Threaded Insert Tool



Part #	Description	Qty
CE34607/425RN	Offers quick-change mandrels, easy adjust stroke, and a fast-action push/pull plunger that can be used to spin on and off rivet nuts for more speed. Will install 10-24" through 3.8"-16 and 5mm through 10mm threaded inserts in aluminum or steel. Tool comes with 1.4-20 mandrel and nosepiece only.	1

### Mandrel/Nosepiece Chart for 34607

Thread Size	Mandrel Part #	Nosepiece Part #	Complete Set Part #	Thread Size	Mandrel Part #	Nosepiece Part #	Complete Set Part #
10-24	CE95635	CE95645	CE34615	5MM	CE95630	CE95640	CE34625
10-32	CE95636	CE95646	CE34616	6MM	CE95631	CE95641	CE34626
1/4-20	CE95637	CE95647	CE34617	8MM	CE95632	CE95642	CE34627
5/16-18	CE95638	CE95648	CE34618	10MM	CE95633	CE95643	CE34628
3/8-16	CE95639	CE95649	CE34619				

# RIVETS

## 34008/425RN Easy Adjust Threaded Insert Tool Kit



Part #	Description	Qty
CE34008/425RNK	Kit includes 34607/425RN easy adjust quick-change tool, mandrels and nosepiece to set rivets nuts, and service/adjustment tools. Contents come contained in a sturdy carrying case. Contents come contains in a sturdy carrying case.	1

### Mandrel/Nosepiece Chart for 34008

Thread Size	Mandrel Part #	Nosepiece Part #	Complete Set Part #	Thread Size	Mandrel Part #	Nosepiece Part #	Complete Set Part #
10-24	CE95635	CE95645	CE34615	5/16-18	CE95638	CE95648	CE34618
10-32	CE95636	CE95646	CE34616	3/8-16	CE95639	CE95649	CE34619
1/4-20	CE95637	CE95647	CE34617				

## 39300 Rivet Nut Setter Tool



Part #	Description	Quantity
CE39300	Installs all sizes of the Klik Poly-Nuts and Klik Rivet-Nuts up to 1/4-20" and 6mm threads in steel. Packaged in a reusable, heavy duty pouch containing mandrels and nosepieces to set inserts. *Not recommended for steel rivet nuts.	1

### Mandrel/Nosepiece Chart for 39300

Thread Size	Mandrel Part #	Nosepiece Part #	Complete Set Part #	Thread Size	Mandrel Part #	Nosepiece Part #	Complete Set Part #
6-32	CE39354	CE39361	CE39380	5/16-24*	CE39372	Not Needed	-
8-32	CE39355	CE39362	CE39381	3/8-16*	CE39360	Not Needed	-
10-24	CE39356	CE39363	CE39382	4MM	CE39366	CE39374	CE39385
10-32	CE39357	CE39363	CE39383	5MM	CE39367	CE39373	CE39386
1/4-20	CE39358	CE39379	CE39384	6MM	CE39368	CE39375	CE39387
1/4-28	CE39371	CE39379	-	8MM	CE39369	Not Needed	-
5/16-18*	CE39359	Not Needed	-				

## 39301 Klik® Poly-Nut and Klik® Rivet-Nut Tool Kit



Part #	Description	Qty
CE39301	Kit includes CE39300 Klik Poly-Nut and Klik Rivet-Nut tool, mandrels, nosepieces, wrench, and instructions for setting rivet nuts. Includes assortment of Klik Poly-Nuts and Klik Rivet-Nuts CE57210, CE57130, CE7250, and CE57445. Contents come contained in a sturdy carrying case.	1

### Mandrel/Nosepiece Chart for 39301

Thread Size	Mandrel Part #	Nosepiece Part #	Complete Set Part #	Thread Size	Mandrel Part #	Nosepiece Part #	Complete Set Part #
6-32	CE39354	CE39361	CE39380	10-24	CE39356	CE39363	CE39382
8-32	CE39355	CE39362	CE39381	1/4-20	CE39358	CE39379	CE39384

## 39315 Ribbed Rivet Nut Tool Kit



Part #	Description	Qty
CE39315	Includes CE39300 Klik Poly-Nuts and Klik Rivet-Nuts tool, mandrels, nosepieces, wrench, and instructions for setting rivet nuts. Includes assortment of ribbed style rivet nuts CE57320, CE57330, CE57350, and CE57354. Contains come contained in a sturdy carrying case.	1

### Mandrel/Nosepiece Chart for 39315

Thread Size	Mandrel Part #	Nosepiece Part #	Complete Set Part #	Thread Size	Mandrel Part #	Nosepiece Part #	Complete Set Part #
8-32	CE39355	CE39362	CE39381	1/4-20	CE39358	CE39379	CE39384
10-24	CE39356	CE39363	CE39382				

## 39316 Metric Ribbed Rivet Nut Tool Kit



Part #	Description	Qty
CE39316	Includes CE39300 Klik Poly-Nuts and Klik Rivet-Nuts tool, mandrels, nosepieces, wrench, and instructions for setting rivet nuts. Includes assortment of ribbed style rivet nuts CE57360, CE57385, CE57384, CE37386, AND CE57387. Contains come contained in a sturdy carrying case.	1

### Mandrel/Nosepiece Chart for 39316

Thread Size	Mandrel Part #	Nosepiece Part #	Complete Set Part #	Thread Size	Mandrel Part #	Nosepiece Part #	Complete Set Part #
4MM	CE39366	CE39374	CE39385	6MM	CE39368	CE39375	CE39387
5MM	CE39367	CE39373	CE39386				

08



## 39054/M-3 Air/Hydraulic Tool



Part #	Description	Qty
CE39054/M3	Includes M-3 tool, standard 1/8", 5/32, and 3/16" nosepieces with service wrench, swivel inlet air coupler and a mandrel collection bottle. Heavy duty air/hydraulic riveter can hold up under demanding continuous use. Will set blind rivets from 1/8" diameter in all alloys - up to 3/6". Standard rivet type.	1

### Nosepiece Chart for M-3

Part #	Size	Part #	Size	Part #	Size
CE95715	1/8	CE95716	5/32	CE95717	3/16

## 39058/M-4 Air/Hydraulic Tool



Part #	Description	Qty
CE39054/M3	Heavy duty M-4 can set rivets from 3/32" through 1/4" diameters in all alloy. Supplied with standard 3/32", 5/32, 3/16", and 1/4" nosepieces, service tools, swivel inlet air coupler, and a mandrel collection bottle. Standard rivet type.	1

### Nosepiece Chart for M-4

Part #	Size	Part #	Size	Part #	Size	Part #	Size
CE95897	3/32	CE95898	1/8	CE95899	5/32	CE95835	1/4

## 39062/302E Air/Hydraulic Tool



Part #	Description	Qty
CE39062/302E	Durable riveter with its fully adjustable vacuum system holds the rivet in the nosepiece allowing the operator to rivet at any angle with one hand free. Can easily install 3/32" to 3/16" diameter rivets in alloys and 1/4" diameter open end rivets in aluminum/steel combination. Standard rivet type.	1

### Nosepiece Chart for 302E

Part #	Size	Part #	Size	Part #	Size	Part #	Size	Part #	Size
CE717006	3/32	CE717001	1/8	CE717002	5/32	CE717003	3/16	CE717005	1/4

## 39064/304E Air/Hydraulic Tool



Part #	Description	Qty
CE39062/302E	A traction pulling power of 4200lbs allows this tool to easily set blind rivets and its long 7/8" stroke enables the tool to set most rivets in one pull. Most powerful air/hydraulic riveter with its fully enclosed vacuum system that holds the rivet in the nosepiece. In addition, 3/16" and 1/4" standard rivets are included along with the operator with maximum comfort using minimal effort.	1

### Nosepiece Chart for 304E

Part #	Size	Rivet Type	Part #	Size	Rivet Type	Part #	Size	Rivet Type
CE88220-1	3/16	Standard	CE88220-85	3/16	Monobolt	CE88220-83	1/4	T-Rivets Klik-Split
CE88220-79	1/4	Standard	CE88220-84	1/4	Monobolt			

## R1A1 Power Rivet Tool



Part #	Description	Qty
CEAR-1A1	The Lobster series is designed to meet the high performance requirements demanded by new, stronger structural rivets for various high strength situations. Designed for Tigerbolt and T-Rivet use Air/Hydraulic 3/32" to 3/16" diameter Rivets.	1

### Nosepiece Chart for R1A1

Part #	Size	Part #	Size	Part #	Size	Part #	Size
CE10027	3/32	CE10028	1/8	CE10029	5/32	CE10030	3/16

## R1A2 Power Rivet Tool



Part #	Description	Qty
CEAR-1A2	The Lobster series is designed to meet the high performance requirements demanded by new, stronger structural rivets for various high strength situations. Designed for Tigerbolt and T-Rivet use Air/Hydraulic 3/16" and 1/4" diameter Rivets	1

### Nosepiece Chart for R1A2

Part #	Size	Part #	Size
CE10216	3/16	CE10226	1/4

# RIVETS

## 2025 LockForce Pneudraulic Installation Rivet Tool



Part #	Description	Quantity
HUCK-2025	Designed for production volume fastening. Offers an ergonomically designed handle, plated piston rods, and efficient in-line piston.	1

### Nosepiece Chart for 2025

Part #	Size	Rivet Type	Part #	Size	Rivet Type
HUCK-99-3300	3/16	Magna-Lok	HUCK-99-3201	3/16	Magna-Grip
HUCK-99-3301	1/4	Magna-Lok	HUCK-99-3204	1/4	Magna-Grip

## PRG540 Heavy Duty Pneumatic Installation Rivet Tool



Part #	Description	Qty
POPPRG540	Extremely strong, robust, reliable, heavy duty pneumatic-hydraulic rivet tool that sets rivets from 3/32" to 1/4". Sets all styles and sizes of POP, blind rivets, ultra-grips, and T-Rivets from 3/32" to 6.4mm diameter.	1

### Nosepiece and Jaw Chart for PRG540

Nosepiece Part #	Jaw Part #	Size	Rivet Type	Mandrel Type
POPPRN414	POPPRG540-46	1/8	Open-End	-
POPPRN514	POPPRG540-46	5/32	Open-End	-
POPPRN614	POPPRG540-46	3/16	Open-End	-
POPPRN811	POPPRG540-44	1/4	Open-End	-
POPPRN424	POPPRG540-46	1/8	Close-End	Steel
POPPRN524	POPPRG540-46	5/2	Close-End	Steel
POPPRN624	POPPRG540-46	3/16	Close-End	Steel
POPPRN822	POPPRG540-44	1/4	Close-End	Steel
POPPRN434	POPPRG540-46	1/8	Close-End	Aluminum
POPPRN534	POPPRG540-46	5/32	Close-End	Aluminum
POPPRN634	POPPRG540-46	3/16	Close-End	Aluminum
POPPRN4HR	POPPRG540-46	1/8	High Retention	Steel
POPPRN5HR	POPPRG540-46	5/32	High Retention	Steel
POPPRN6HR	POPPRG540-46	3/16	High Retention	Steel

08

# 09

## CHAIN & ACCESSORIES

Chain	180
Aircraft Cable	181
Rope	181
Hooks and Shackles	182
Snaps, Locks, and Nuts	183
Links	183
Binders and Straps	184

# CHAINS & ACCESSORIES



## Single Jack Chain

A "figure 8" pattern - links are twisted at approximately 90 with the eyes at right angles to each other; Suitable for many uses that do not require high strength, such as keeper chains, hanging signs, or suspending fluorescent light fixtures; In quantities of 100ft

Part #	Type	Size	Weight/Ft (lbs)	Working Load Limit (lbs)
CHAIN-SJC-16	Steel Bright Zinc	16	3	10
CHAIN-SJC-14	Steel Bright Zinc	14	4.75	16
CHAIN-SJC-12	Steel Bright Zinc	12	8.5	29
CHAIN-SJC14BR	Solid Brass	14	5.25	1
CHAIN-SJC12BR	Solid Brass	12	9.25	20
CHAIN-SJC-12SS	Stainless Steel	12	9	29

## Straight Link Coil Chain

Long link, electronically-welded chain; Easily identified by the lengthy appearance of its link which are relative narrow in portion; In quantities of 100ft.

Part #	Size	Weight/Ft (lbs)	Working Load Limit (lbs)
CHAIN-SCC4	4	10	195
CHAIN-SCC2	2	15	295
CHAIN-SCC1/0	1/0	22	415
CHAIN-SCC2/0	2/0	27	495

## Straight Link Machine Chain

Short link, welded chain; Has a considerable amount of flexibility due to its short link construction and is a compact, smooth, and strong chain for general use; In quantities of 100ft

Part #	Size	Weight/Ft (lbs)	Working Load Limit (lbs)
CHAIN-MC4	4	12	215
CHAIN-MC2	2	19	325
CHAIN-MC1/0	1/0	27	465
CHAIN-MC2/0	2/0	31	545

## GR30 Proof Coil Chain - Zinc Plated

Used for pulling or restraining applications requiring neither a maximum of tensile nor impact strength; Used for log chains and towing; In quantities of 25ft

Part #	Size	Weight/Ft (lbs)	Working Load Limit (lbs)
CHAIN-PC3/16GR30	3/16	.40	750
CHAIN-PC1/4GR30	1/4	.68	1250
CHAIN-PC5/16GR30	5/16	1.02	1900
CHAIN-PC3/8GR30	3/8	1.47	2650

## GR43 High Test Chain - Zinc Plated

Highly resistant not only to normal wear but to abrasive or cutting action; Widely used in mining, hauling, logging, and oiled field operations; In quantities of 25ft

Part #	Size	Weight/Ft (lbs)	Working Load Limit (lbs)
CHAIN-HT1/4GR43	1/4	.71	2600
CHAIN-HT5/16GR43	5/16	.98	3900
CHAIN-HT3/8GR43	3/8	1.44	5400

## GR70 Transport Chain - Yellow Chromate

Higher strength to weight ratio than High Test Chain; Widely used in load binding, towing, and logging operations; In quantities of 25ft

Part #	Size	Weight/Ft (lbs)	Working Load Limit (lbs)
CHAIN-T1/4GR70D	1/4	.63	3150
CHAIN-T5/16GR70D	5/16	.93	4700
CHAIN-T3/8GR70D	3/8	1.41	6600
CHAIN-T1/2GR70D	1/2	2.40	11300

# CHAINS & ACCESSORIES




## GR80 Alloy Chain

Superior for all uses; Withstands more abuse, has increased abrasion resistance, handles greater loads per size, and is less tiring to workman in applications where chain must be handled frequently

Part #	Size	Weight/Ft (lbs)	Working Load Limit (lbs)	Qty
CHAIN-AC9/32GR80	9/32	.72	3500	25ft
CHAIN-AC3/8GR80	3/8	1.5	7100	25ft
CHAIN-AC1/2GR80	1/2	2.61	12000	25ft


## Galvanized Aircraft Cable



Part #	Size	Construct	Working Load Limit (lbs)	Quantity	Part #	Size	Construct	Working Load Limit (lbs)	Quantity
WR1/16	1/16	7 x 7	95	50/250	WR7/32	7/32	7 x 19	1120	50/250
WR3/32	3/32	7 x 7	180	50/250	WR1/4	1/4	7 x 19	1400	25/250
WR1/8	1/8	7 x 19	340	50/250	WR5/16	5/16	7 x 19	1960	25/250
WR5/32	5/32	7 x 19	560	50/250	WR3/8	3/8	7 x 19	2880	25/250
WR3/16	3/16	7 x 19	840	50/250					

## Vinyl-Coated Aircraft Cable

In quantities of 50/250



Part #	Size	Construct	Working Load Limit (lbs)	Part #	Size	Construct	Working Load Limit (lbs)
WR3/32VC	3/32	7 x 7	180	WR1/4VC	1/4	7 x 19	1400
WR1/8VC	1/8	7 x 7	340	WR3/8VC	3/8	7 x 19	2880
WR3/16VC	3/16	7 x 19	840				

## Manila Rope



Part #	Weight/100ft (lbs)	Strength (lbs)	Qty	Part #	Weight/100ft (lbs)	Strength (lbs)	Qty
ROPE-1/4M	2.0	1650	600ft	ROPE-5/8M	13.3	3960	600 ft
ROPE-5/16M	3.1	2250	600ft	ROPE-3/4M	16.7	4860	600 ft
ROPE-3/8M	4.5	3700	600ft	ROPE-1M	27.0	8100	600 ft
ROPE-1/2M	8.0	6400	600ft				

09

## Nylon Rope



Part #	Weight/100ft (lbs)	Strength (lbs)	Qty	Part #	Weight/100ft (lbs)	Strength (lbs)	Qty
ROPE-1/4NY	2.0	1650	600ft	ROPE-5/8NY	13.0	10400	600ft
ROPE-5/16NY	3.1	2550	600ft	ROPE-3/4NY	17.5	14200	600ft
ROPE-3/8NY	4.5	3700	600ft	ROPE-1NY	30.5	25000	600ft
ROPE-1/2NY	8.0	6400	600ft				

## Rope Fiber Information

	Manila	Nylon		Manila	Nylon
Strength	Poor	Excellent	Resistance to Sun Resistance to Rot Resistance to Acid Flexing Endurance Storage Requirements	Good	Good
Wet vs. Dry Strength	115%	85%		Poor	Excellent
Shock Load Ability	Poor	Excellent		Poor	Poor
Water Absorption	100%	6%		Poor	Excellent
Melting Point	NA	480°F		Dry Only	Wet or Dry
Abrasion Resistance	Good	Good			

## Wire Rope Clip, Bright Zinc



Part #	Size	Qty	Part #	Size	Qty	Part #	Size	Qty
WRC1/16	1/16	10	WRC5/16	5/16	10	WRC3/4	3/4	1
WRC1/8	1/8	10	WRC3/8	3/8	10	WRC7/8	7/8	1
WRC3/16	3/16	10	WRC1/2	1/2	5	WRC1	1	1
WRC1/4	1/4	10	WRC5/8	5/8	5			

# CHAINS & ACCESSORIES



## Galvanized Wire Rope Thimbles

Part #	Size	Qty	Part #	Size	Qty	Part #	Size	Qty
WRT1/8	1/8	10	WRT1/4	1/4	10	WRT3/8	3/8	10
WRT3/16	3/16	10	WRT5/16	5/16	10			



## Wire Rope Aluminum Sleeves

Part #	Size	Qty	Part #	Size	Qty	Part #	Size	Qty
WRS-AL/SL1-2	1/16	25	WRS-AL/SL02	1/8	25	WRS-AL/SL03	3/16	25
WRS-AL/SL1-3	3/32	25	WRS-AL/SL1-5	5/32	25	WRS-AL/SL04	1/4	25



## Swaging Tools

Part #	Capacity (in)	Length (in)	Qty	Part #	Capacity (in)	Length (in)	Qty
WR-SUPER1	1/16, 3/32, 1/8, 5/32, 3/16	24	1	WR-SUPER2	1/2	26	1



## Clevis Grab Hook - GR43

Part #	Size	Weight/Ft (lbs)	Working Load Limit (lbs)	Quantity
CHAIN-CGH1/4G43	1/4	.34	2600	1
CHAIN-CGH5/16G43	5/16	.64	3900	1
CHAIN-CGH3/8G43	3/8	1.00	5400	1
CHAIN-CGH1/2G43	1/2	2.35	9200	1



## Clevis Grab Hook - GR70

Part #	Size	Weight/Ft (lbs)	Working Load Limit (lbs)	Quantity
CHAIN-CGH1/4G70	1/4	.43	3150	1
CHAIN-CGH5/16G70	5/16	.85	4700	1
CHAIN-CGH3/8G70	3/8	1.40	6600	1
CHAIN-CGH1/2G70	1/2	2.35	11500	1

09



## Clevis Slip Hook - GR43

Part #	Size	Weight/Ft (lbs)	Working Load Limit (lbs)	Quantity
CHAIN-CSH1/4G43	1/4	.58	1950	1
CHAIN-CSH5/16G43	5/16	.86	2875	1
CHAIN-CSH3/8G43	3/8	1.4	4000	1
CHAIN-CSH1/2G43	1/2	2.2	6500	1



## Clevis Slip Hook with Latch - GR43

Part #	Size	Weight/Ft (lbs)	Working Load Limit (lbs)	Quantity
CHAIN-CSH1/4G43L	1/4	.45	2600	1
CHAIN-CSH5/16G43L	5/16	.84	3900	1
CHAIN-CSH3/8G43L	3/8	1.09	6600	1
CHAIN-CSH1/2G43L	1/2	2.19	9200	1



## Clevis Slip Hook - GR70

Part #	Size	Weight/Ft (lbs)	Working Load Limit (lbs)	Quantity
CHAIN-CSH1/4G70	1/4	.58	2750	1
CHAIN-CSH5/16G70	5/16	.91	3600	1
CHAIN-CSH3/8G70	3/8	1.61	5500	1
CHAIN-CSH1/2G70	1/2	2.80	9400	1



## Clevis Slip Hook with Latch - GR70

Part #	Size	Weight/Ft (lbs)	Working Load Limit (lbs)	Quantity
CHAIN-CSH1/4G70L	1/4	.45	3150	1
CHAIN-CSH5/16G70L	5/16	.84	4700	1
CHAIN-CSH3/8G70L	3/8	1.09	6600	1
CHAIN-CSH1/2G70L	1/2	2.19	11500	1

# CHAINS & ACCESSORIES

## S-Hooks

Used in light duty applications for temporary hanging and connections; Zinc plated



Part #	Wire Size	Length (in)	Qty	Part #	Wire Size	Length (in)	Qty
HOOK-S5	.093	7/8	50	HOOK-S9	.148	2	25
HOOK-S2	.105	1-3/32	50	HOOK-S12	.312	2-5/8	10
HOOK-S3	.120	1-5/16	50	HOOK-S13	.177	2-7/8	25
HOOK-S8	.162	1-7/16	50	HOOK-S10	.188	2-7/8	25
HOOK-S6	.177	2	50	HOOK-S14	.375	3-1/2	25

## Shackles

Screw pin anchor shackles



Part #	Size	Pin Size	Working Load Limit (lbs)	Qty	Part #	Size	Pin Size	Working Load Limit (lbs)	Qty
AS-3/16	3/16	1/8	.33	1	AS-1/2	1/2	5/8	2	1
AS-1/4	1/4	5/16	.50	1	AS-5/8	5/8	3/4	3.25	1
AS-5/16	5/16	3/8	.78	1	AS-3/4	3/4	7/8	4.75	1
AS-3/8	3/8	7/16	1	1	AS-7/8	7/8	1	6.5	1
AS-7/16	7/16	1/2	1.5	1	AS-1	1	1-18	8.5	1

## Utility Spring Snaps

Spring hook; In quantities of 1



Part #	Size	Working Load Limit (lbs)	Part #	Size	Working Load Limit (lbs)
CHAIN-SNPL3/16	3/16	1250	CHAIN-SNPL5/16	5/16	1915
CHAIN-SNPL1/4	1/4	1475	CHAIN-SNPL3/8	3/8	2090

## Hammerlocks

Alloy, Grade 80 Coupling Links



Part #	Size	Working Load Limit (lbs)	Qty	Part #	Size	Working Load Limit (lbs)	Qty
CHAIN-CL9/32G80	9/32	3500	1	CHAIN-CL1/2GR80	1/2	1200	1
CHAIN-CL3/8GR80	3/8	7100	1				

09

## Eye Nuts

In quantities of 1



Part #	Thread Size	Bail Size	Working Load Limit (lbs)	Part #	Thread Size	Bail Size	Working Load Limit (lbs)
CHAIN-EYN5/16	5/16	1/4	520	CHAIN-EYN3/4	3/4	5/8	5/8
CHAIN-EYN3/8	3/8	5/16	850	CHAIN-EYN7/8	7/8	3/4	3/4
CHAIN-EYN1/2	1/2	3/8	1250	CHAIN-EYN1	1	3/4	3/4
CHAIN-EYN5/8	5/8	1/2	1700				

## Connecting Links

Drop forge steel zinc plate



Part #	Size	Working Load Limit (lbs)	Qty	Part #	Size	Working Load Limit (lbs)	Qty
CHAIN-CNL-3/16	3/16	800	1	CHAIN-CNL-5/16	5/16	1950	1
CHAIN-CNL-1/4	1/4	1325	1	CHAIN-CNL-3/8	3/8	2750	1

## Lap Links, Zinc Plated



Part #	Size	Work Load Limit (lbs)	Qty	Part #	Size	Work Load Limit (lbs)	Qty
CHAIN-LL-3/16	3/16 x 1	240	1	CHAIN-LL-3/8	3/8 x 2	1250	1
CHAIN-LL-1/4	1/4 x 1-1/4	400	1	CHAIN-LL-1/2	1/2 x 2-1/2	1525	1
CHAIN-LL-5/16	5/16 x 1-1/2	950	1				

## Quick Links, Zinc Plated



Part #	Size	Working Load Limit (lbs)	Qty	Part #	Size	Working Load Limit (lbs)	Qty
CHAIN-QL-1/8	1/8	275	1	CHAIN-QL-5/16	5/16	1900	1
CHAIN-QL-3/16	3/16	400	1	CHAIN-QL3/8	3/8	2200	1
CHAIN-QL-1/4	1/4	880	1	CHAIN-QL-1/2	1/2	2860	1

# CHAINS & ACCESSORIES



## Double Clevis Links

Part #	Size	Working Load Limit (lbs)	Qty	Part #	Size	Working Load Limit (lbs)	Qty
CHAIN-DBLCL-3/8	3/8	5400	1	CHAIN-DBLCL-1/2	1/2	1300	1



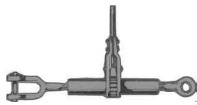
## Hook to Hook Ratchet Binders

Part #	Chain Size Min-Max	Working Load Limit (lbs)	Qty	Part #	Chain Size Min-Max	Working Load Limit (lbs)	Qty
CHAIN-RB7300	3/8-5/16	7300	1	CHAIN-RB13000	5/8-12	13000	1
CHAIN-RB9200	1/2-3/8	9200	1				1



## Eye Bolt to Eye Bolt

Part #	Working Load Limit (lbs)	Qty	Part #	Working Load Limit (lbs)	Qty
CHAIN-RB6600EE	6600	1	CHAIN-RB13000EE	13000	1
CHAIN-RB9200EE	9200	1			



## Eye-Bolt to Jaw-Bolt

Part #	Chain Size Min-Max	Working Load Limit (lbs)	Quantity
CHAIN-RB1300EJ	Eye - Jaw	13000	1



## Jaw-Bolt to Jaw-Bolt

Part #	Chain Size Min-Max	Working Load Limit (lbs)	Quantity
CHAIN-RB1300JJ	Jaw - Jaw	13000	1

## Ratchet Straps with Flat Hooks



Part #	Size	Handle Type	Working Load Limit (lbs)	Quantity
RS-27-LW-FH	2" x 27ft	Wide	3335	1
RS-2-30-LW-FH	2" x 30ft	Long/Wide	3335	1
RS-3-30-L-FH	3" x 30ft	Long	5400	1
RS-4-30-L-FH	4" x 30ft	Long	5400	1

09

## Ratchet Straps with Wire Hooks



Part #	Size	Handle Type	Working Load Limit (lbs)	Quantity
RS-2-W-WH	2" x 27ft	Wide	3335	1
RS-2-30-W-FH	2" x 30ft	Wide	3335	1

## Winch Straps with Flat Hooks



Part #	Size	Working Load Limit (lbs)	Qty	Part #	Size	Working Load Limit (lbs)	Qty
WS-2-27-FH	2" x 27ft	3335	1	WS-3-30-FH4 WS-4-30-FH	3" x 30ft	5400	1
WS-2-30-FH	2" x 30ft	3335	1		4" x 30ft	5000	1
WS-3-27-FH	3" x 27ft	5000	1				



## Utility Straps with Vinyl-Coated S-Hooks

Part #	Size	Working Load Limit (lbs)	Quantity
RS-1-16-M-S-HK	2" x 12ft	100	1



## Logistic Straps with Mini Wide Ratchet

Part #	Size	Working Load Limit (lbs)	Quantity
LS-2-12-MW-EA	2" x 12ft	100	1



## Rubber Tarp Hold Down Straps

Part #	Strap Length	OA Length	Quantity	Part #	Strap Length	OA Length	Quantity
RADR7-9	9"	13"	1	RADR7-31 RADR7-41	31"	25"	1
RADR7-15	15"	19"	1			45"	1
RADR7-21	21"	25"	1				



# 10

## WIRE, CABLE, & CABLE TIES

Wire	186
Cable	186
Thomas & Betts Cable Ties	187
Releasable and Handi-Cuff Ties	187
Dual Clamp and Button Head Ties	188
Heat Stabilized and Identification Ties	188
Stainless Steel Ties	188
Nylon and UV-Resistant Ties	188
Mount Ties	189
Clips and Clamps	189
Spiral Wrapping	190
Tools	190

# WIRE, CABLE, & CABLE TIES



## Automotive Primary GPT Wire

Part #	Gauge Size	# of Strands	Insulation Thickness	Dia Nom	Approx Net Weight lbs/1000ft	Description
WGPT20	20	7/28	.023	.083	6.2	For use whenever SAE J-1128 specifies general wiring. Recommended temperature range of -40°C to +80°C. Meets Ford (Mil56A) and Chrysler (MS-3450). Spool sizes are 100ft, 500ft, and 1000ft. Stock colors are red, white, black, green, yellow, brown, blue, orange, gray, purple, dark blue, dark green, tan, and pink.
WGPT18	18	16/32	.023	.091	8.3	
WGPT16	16	19/29	.023	.103	11.5	
WGPT14	14	19/27	.023	.117	16.8	
WGPT12	12	19/25	.026	.143	25.2	
WGPT10	10	19/23	.031	.175	40	
WGPT8	8	19/21	.037	.216	63	
WGPT6	6	49/22.5	.043	.281	114	



## GXL Wire

Part #	Gauge Size	# of Strands	Insulation Thickness	Dia Nom	Approx Net Weight lbs/1000ft	Description
WGXL20	20	7/28	.023	.086	6.0	For use in engine compartments where higher heat resistance is required according to SAE J-1128. Recommended temperature range of -51°C to +125°C. Meets Ford (M1185B) and Chrysler (MS-5919). Spool sizes are 100ft, 500ft, and 1000ft. Stock colors are red, white, black, green, yellow, brown, blue, orange, gray, purple, dark blue, dark green, tan, and pink.
WGLX18	18	16/30	.023	.092	8.0	
WGLX16	16	19/29	.023	.103	11.5	
WGXL14	14	19/27	.023	.117	16	
WGXL12	12	19/25	.026	.142	24	
WGXL10	10	19/23	.031	.179	37	
WGLX8	8	19/23	.037	.218	68	
WGLX6	6	37/21	.043	.285	112	



## Bonded WPB Wire

Part #	# of Conductors	Conductor Strands	Wall Thick	Dia Nom	Approx lbs/mft	Description
WPB18/2	2	16/30	.023	.094x.188	20	Can be used in automotive, truck, trailer, and other low voltage applications. Recommended temperature range of -40°F to 176°F. Meets Ford (Mil56A) and Chrysler (MS-3450). Spool sizes are 100ft, 500ft, and 1000ft. Stock colors for two conductors are red and black. Stock colors for three conductors are green, yellow, and brown. Stock colors for four conductors are green, yellow, brown, and white.
WPB18/3	3	16/30	.023	.094x.282	30	
WPB18/4	4	16/30	.023	.094x.376	40	
WPB16/2	2	19/29	.023	.105x.210	26	
WPB16/3	3	19/29	.023	.105x.315	39	
WPB16/4	4	19/29	.023	.105x.420	52	
WPB14/2	2	19/27	.023	.122x.244	36	
WPB14/3	3	19/27	.023	.122x.366	54	
WPB14/4	4	19/27	.023	.122x.488	72	
WPB12/2	2	19/25	.026	.140x.280	56	
WPB12/3	3	19/25	.026	.140x.420	84	
WPB12/4	4	19/25	.026	.140x.560	112	

10

## Brake Cable



Part #	AWG Size	# of Conductors	Conductor Stranding	Wall Thickness	Nominal OD	Approx lbs/mft	Description
WGPT18/2	18	2	16/32	.023	.160x.255	33	Can be used in electric brake and automotive truck or trailer applications. Spool sizes are 100ft, 500ft, and 1000ft. Stock colors are red, white, black, and green. Bare copper.
WGPT16/2	16	2	19/29	.023	.168x.272	36	
WGPT16/3	16	3	19/29	.023	.170x.380	66	
WGPT16/4	16	4	19/29	.023	.170x.482	77	
WGPT14/2	14	2	19/27	.023	.182x.302	54	
WGPT14/3	14	3	19/27	.023	.182x.420	75	
WGPT14/4	14	4	19/27	.023	.184x.547	92	
WGPT12/2	12	2	19/25	.026	.214x.355	71	
WGPT12/3	12	3	19/25	.026	.220x.505	99	
WGPT12/4	12	4	19/25	.026	.220x.649	140	
WGPT10/2	10	2	19/23	.031	.235x.420	113	
WGPT10/3	10	3	19/23	.031	.242x.600	144	
WGPT10/4	10	4	19/23	.031	.242x.779	185	
WGPT8/2	8	2	19/21	.037	.292x.508	180	

## PVC Trailer Cable



Part #	AWG Size	# of Conductors	Conductor Stranding	Nom Insulation	Jacket Thick	Nom Dia	Approx lbs/mft	Description
WTC16/4	16	4	19/29	.023	.030	.375	120	Can be used for automotive trailers, trucks, or applications that need good resistance to weather, oil, and grease. Cables inner conductors are stranded copper and color-coded for identification purposes with a PVC jacket. Spool sizes are 100ft, 500ft, and 1000ft. Stock colors are red, white, black, green, yellow, and blue.
WTC16/6	16	6	19/29	.023	.030	.440	150	
WTC14/4	14	4	19/27	.023	.045	.420	150	
WTC14/6	14	6	19/27	.023	.060	.490	190	
WTC14/7	14	7	19/27	.023	.060	.535	220	
WTC12/4	12	4	19/25	.026	.070	.510	250	
WTC12/6	12	6	19/25	.026	.070	.600	350	
WTC12/10	10	1	19/23	.031	.070	.600	350	
WTC12/12	12	4	19/25	.026	.070	.710	420	
WTC12/110	10	2	19/23	.031	.070	.710	420	
WTC12/108	8	1	19/21	.037	.070	.710	420	


# WIRE, CABLE, & CABLE TIES

## Battery Cable



Part #	Gauge	# of Strands	Insulation Thickness	Dia (in) Nominal	Approx Net Weight	Spool Size	Description
WSGT6RD	6	37	.060	.315	105	100ft	For use in starter or battery ground circuits in accordance with SAE J-1127. Recommended temperature range of -40°C to +80°C. Standard battery circuit colors are black and red. Full gauge copper connector.
WSGT6BK	6	37	.060	.315	105	100ft	
WSGT4RD	4	61	.065	.360	160	100ft	
WSGT4BK	4	61	.065	.360	160	100ft	
WSGT2RD	2	133	.065	.440	243	100ft	
WSGT2BK	2	133	.065	.440	243	100ft	
WSGT1RD	1	133	.065	.480	303	100ft	
WSGT1BK	1	133	.065	.480	303	100ft	
WSGT1/ORD	1/0	133	.065	.520	374	100ft	
WSGT1/OBK	1/0	133	.065	.520	374	100ft	
WSGT2/ORD	2/0	133	.065	.570	463	100ft	
WSGT2/OBK	2/0	133	.065	.570	463	100ft	
WSGT3/ORD	3/0	266	.078	.676	603	100ft	
WSGT3/OBK	3/0	266	.078	.676	603	100ft	
WSGT4/ORD	4/0	418	.078	.740	749	100ft	
WSGT4/OBK	4/0	418	.078	.740	749	100ft	

## Welding Cable



Part #	Gauge	Conductor Strands	Nom (in)	OD (mm)	Approx Net Weight	Description
WCN6RD	6	259/30	.350	8.9	132	High stranding and neoprene jacket for greater cold weather flexibility. Excellent abrasion and chemical resistance. Standard welding colors are black and red. Rated to 600 volts and at 90°C. Standard spool sizes are 25ft, 50ft, 100ft, and 250ft.
WCN6BK	6	259/30	.350	8.9	132	
WCN4RD	4	420/30	.420	10.7	192	
WCN4BK	4	420/30	.420	10.7	192	
WCN2RD	2	665/30	.480	12.2	277	
WCN2BK	2	665/30	.480	12.2	277	
WCN1RD	1	836/30	.520	13.2	329	
WCN1BK	1	836/30	.520	13.2	329	
WCN1/ORD	1/0	1045/30	.580	14.7	422	
WCN1/OBK	1/0	1045/30	.580	14.7	422	
WCN2/ORD	2/0	1330/30	.640	16.2	523	
WCN2/OBK	2/0	1330/30	.640	16.2	523	
WCN3/ORD	3/0	1672/30	.700	17.8	656	
WCN3/OBK	3/0	1672/30	.700	17.8	656	
WCN4/ORD	4/0	2109/30	.820	20.8	853	
WCN4/OBK	4/0	2109/30	.820	20.8	853	

## Thomas & Betts Standard Cable Ties



Part #	Color	Length	Width	Tensile Strength	Qty	Part #	Color	Length	Width	Tensile Strength	Qty
T&BTY523MX	Black	3.62"	.091"	18 lbs	100	T&BTY524M	Natural	5.50"	.140"	30 lbs	100
T&BTY5232MX	Black	8.00"	.091"	18 lbs	100	T&BTY526M	Natural	11.08"	.140"	30 lbs	100
T&BTY524MX	Black	5.50"	.140"	30 lbs	100	T&BTY5242M	Natural	8.19"	.140"	40 lbs	100
T&BTY526MX	Black	11.08"	.140"	30 lbs	100	T&BTY252M	Natural	7.31"	.140"	50 lbs	100
T&BTY5242MX	Black	8.19"	.140"	40 lbs	100	T&BTY528M	Natural	14.19"	.140"	50 lbs	100
T&BTY525MX	Black	7.31"	.184"	50 lbs	100	Each tie has a stainless steel insert (with a grip of steel) molded in the head for an infinitely adjustable tie with no notches. Less stress in the tie body resulting in less chance of breakage.					
T&BTY5253MX	Black	11.41"	.184"	50 lbs	100						
T&BTY528MX	Black	14.19"	.184"	50 lbs	100						

## Thomas & Betts Heavy Duty Cable Ties

Part #	Color	Length	Width	Tensile Strength	Qty/bag	Description
T&BTY5272MX	Black	8"	.301"	120 lbs	50	Each tie has a stainless steel insert (with a grip of steel) molded in the head for an infinitely adjustable tie with no notches. Less stress in the tie body results in less chance of breakage.
T&BTY527MX	Black	13.38"	.301"	120 lbs	50	
T&BTY5275MX	Black	18"	.270"	120 lbs	50	
T&BTY529MX	Black	30"	.301"	120 lbs	50	
T&BTY527M	Natural	13.38"	.301"	120 lbs	50	

## Releasable Ties

Part #	Color	Length	Width	Tensile Strength	Qty/bag	Description
TY-8-50BKRL	Black	10"	.29"	50 lbs	100	Used when a tie is needed for a temporary application.

## Handi-Cuff Ties



Part #	Color	Length	Width	Tensile Strength	Qty/bag	Description
TY-21-175NHC	Natural	21"	.35"	175 lbs	25	Secures bundles. Attaches cords or cables to a conduit run or surface.
TY-21-175BKHC	Black	21"	.35"	175 lbs	25	

10

# WIRE, CABLE, & CABLE TIES



## Dual Clamp Ties

Part #	Color	Length	Width	Tensile Strength	Qty/ bag	Description
TY-13-150BKDC	Black	13"	.50"	150 lbs	50	Made to keep spaces between cable and hoses from rubbing and deteriorating
TY-20-150BKDC	Black	19.2"	.50"	150 lbs	50	

## Button Head Ties




Part #	Color	Length	Width	Tensile Strength	Qty/ bag	Description
TY-10-100BKBH	Black	10"	.50"	150 lbs	100	Two-piece construction designed to mount the tie on a panel or structural framework. Strap can be inserted into the head in either direction to speed installation.
TY-15-100BKBH	Black	21"	.50"	150 lbs	100	

## Heat Stabilized Ties




Part #	Color	Length	Width	Tensile Strength	Qty/ bag	Description
TY-8-50BKHS	Black	8"	.18"	50 lbs	25	Perfect effectively in high temperature applications to 221F whereas standard is of -40°F to 185°F.
TY-15-50BKHS	Black	15"	.18"	50 lbs	25	
TY-32-175BKHS	Black	32"	.35"	175 lbs	25	
TY-42-175BKHS	Black	42"	.35"	175 lbs	25	

## Identification Ties, Plates, and Marking Pens



Part #	Color	Length	Width	Tensile Strength	Description	Qty/ bag
TY-4-18NIT	Natural	4"	.10"	18 lbs	Easy, permanent identification.	100
TY-8-50NIT	Natural	8"	.18"	50 lbs		100
TY-1MP-1.5	-	1.5"	3/4"	-	Plates can be attached with any standard tie. Easy, permanent identification.	100
TY-1MP-2.0	-	2.0"	3/4"	-		100
TY-1MP-2.5	-	2.5"	3/4"	-		100
TY-ID-150N	-	1.5"	3/4"	-		100
TY-NMP-BK	Black	-	-	Non-smearing, permanent identification pen.		1

## Stainless Steel Ties



Part #	Length	Width	Tensile Strength	Qty/ bag	Description
TY-6-100SS	6"	.18"	100 lbs	50	Designed to secure hoses, cables, poles, and pipes. Used where corrosion, vibration, weathering, radiation, and where temperature extremes are a concern.
TY-15-100SS	15"	.18"	100 lbs	50	
TY-8-250SS	8"	.31"	250 lbs	50	
TY-15-250SS	15"	.31"	250 lbs	50	

## Natural Nylon Cable Ties



Part #	Length	Width	Tensile Strength	Qty/ bag	Part #	Length	Width	Tensile Strength	Qty/ bag	Description
TY-4-18N	4	.10"	18 lbs	100	TY-15-50N	15	.18"	50 lbs	50	Tamper-proof ties secure bags, cords, and cables permanently. Locks tightly and won't stretch or slide.
TY-6-30N	6	.14"	30 lbs	100	TY-8-120N	8	.30"	120 lbs	50	
TY-8-50N	8	.18"	50 lbs	50	TY-12-120N	12	.30"	120 lbs	50	
TY-12-50N	12	.18"	50 lbs	50	TY-15-120N	15	.30"	120 lbs	50	

## Nylon Colored Cable Ties



Part #	Color	Length	Width	Tensile Strength	Qty/ Bag	Part #	Color	Length	Width	Tensile Strength	Qty/ bag
TY-4-18BL	Blue	4	.10"	18	100	TY-8-50PUR	Purple	8	.30"	50	100
TY-6-30BL	Blue	6	.14"	30	100	TY-4-18RD	Red	4	.10"	18	100
TY-8-50BL	Blue	8	.30"	50	100	TY-6-30RD	Red	6	.14"	30	100
TY-4-18BR	Brown	4	.10"	18	100	TY-8-50RD	Red	8	.30"	50	100
TY-6-30BR	Brown	6	.14"	30	100	TY-4-18YEL	Yellow	4	.10"	18	100
TY-8-50BR	Brown	8	.30"	50	100	TY-6-30YEL	Yellow	6	.14"	30	100
TY-4-18GR	Green	4	.10"	18	100	TY-8-50YEL	Yellow	8	.30"	50	100
TY-6-30GR	Green	6	.14"	30	100	TY-4-18PNK	Neon Pink	4	.10"	18	100
TY-8-50GR	Green	8	.30"	50	100	TY-6-30PNK	Neon Pink	6	.14"	30	100
TY-4-18GRY	Gray	4	.10"	18	100	TY-8-50PNK	Neon Pink	8	.30"	50	100
TY-6-30GRY	Gray	6	.14"	30	100	TY-8-50NGR	Neon Green	8	.30"	50	100
TY-8-50GRY	Gray	8	.30"	50	100	TY-8-50NOR	Neon Orange	8	.30"	50	100
TY-4-18OR	Orange	4	.10"	18	100	TY-8-50NYEL	Neon Yellow	8	.30"	50	100
TY-6-30OR	Orange	6	.14"	30	100	TY-8-50SBL	Solar Blue	8	.30"	50	100
TY-8-50OR	Orange	8	.30"	50	100	Nylon colored cable ties are offered in a variety of colors, both standard and neon. Makes identification easy. Locks tightly and won't stretch or slide.					
TY-4-18PUR	Purple	4	.10"	18	100						
TY-6-30PUR	Purple	6	.14"	30	100						

10

# WIRE, CABLE, & CABLE TIES

## Heavy Duty Cable Ties

Part #	Color	Length	Width	Tensile Strength	Qty/bag	Part #	Color	Length	Width	Tensile Strength	Qty/bag
TY-21-175BK	Black	21"	.35"	175 lbs	25	TY-21-175N	Natural	21"	.35"	175 lbs	25
TY-25-175BK	Black	25"	.35"	175 lbs	25	TY-32-175N	Natural	32"	.35"	175 lbs	25
TY-32-175BK	Black	32"	.35"	175 lbs	25	Sturdy nylon ties secure heavy duct, wires, and cables. Recommended for outdoor use. Locks tightly and won't slide or stretch.					
TY-42-175BK	Black	42"	.35"	175 lbs	25						
TY-15-250BK	Black	15"	.50"	250 lbs	25						
TY-23-250BK	Black	23"	.50"	250 lbs	25						

## Black Ultra Violet Resistant Cable Ties

Part #	Length	Width	Tensile Strength	Qty/bag	Part #	Length	Width	Tensile Strength	Qty/bag	
TY-4-18BK	4"	.10"	18 lbs	100	TY-8-120BK	8"	.30"	120 lbs	50	
TY-6-18BK	6"	.10"	18 lbs	100	TY-12-120BK	12"	.30"	120 lbs	50	
TY-6-30BK	6"	.14"	30 lbs	100	TY-15-120BK	15"	.30"	120 lbs	50	
TY-8-30BK	8"	.14"	30 lbs	100	TY-18-120BK	18"	.30"	120 lbs	50	
TY-12-30BK	12"	.14"	30 lbs	100	TY-30-120BK	30"	.30"	120 lbs	50	
TY-8-50BK	8"	.18"	50 lbs	50	Tamper-proof ties secure bags, cords, and cables permanently. Recommended for outdoor use when ties are exposed to sunlight. Locks tightly and won't stretch or slide.					
TY-12-50BK	12"	.18"	50 lbs	50						
TY-15-50BK	15"	.18"	50 lbs	50						

## Stud Mount Ties

Part #	Color	Length	Width	Tensile Strength	Qty/bag	Description
TY-15-120BKSM	Black	15"	.30"	120 lbs	50	Stud mount ties mount on a 1/4"-20 threaded stud. Provides a secure grip. Black UV-Resistant nylon.
TY-16-120BKSM	Black	16"	.30"	120 lbs	50	

## Mounting Hole Ties

Part #	Color	Length	Width	Tensile Strength	Qty/bag	Description
TY-8-50NMH	Natural	8"	.18"	50 lbs	100	One piece, all plastic ties for quick, simple cable mounting. Locks tightly and won't stretch or slide.
TY-8-50BKMH	Black	8"	.18"	50 lbs	100	
TY-15-50NMH	Natural	15"	.18"	50 lbs	100	
TY-15-120NMH	Natural	15"	.30"	120 lbs	50	
TY-15-120BKMH	Black	15"	.30"	120 lbs	50	

## Push Mount Ties and Tree Push Mount Ties

Part #	Color	Length	Width	Tensile Strength	Description	Qty/bag
TY-8-50BKMT	Black	8"	.18"	50 lbs	Designed to mount in a hole in a panel. ideal for holding harnesses and conduit.	100
TY-8-50BKMTT	Black	8"	.18"	50 lbs	Tree mount ties have a push mount end for 1/4" diameter holes.	100

## 4-Way 1/4" Stud Cable Mount

Part #	Color	Length	Qty	Part #	Color	Length	Qty	Description
TY-4W-1/2BK	Black	1/2	1	TY-4W-3/8BK	Black	3/8	1	Mounts easily to existing studs. Handles up to .30" width tie.
TY-4W-3/4BK	Black	3/4	1	TY-4W-5/8BK	Black	5/8	1	

## Push Button Mount

Part #	Description	Quantity per Bag
TY-PBM	Used where the back of the panel is accessible.	100

## Adhesive Clips

Part #	Size	Description	Qty/Bag
TY-RB5H4	1/4 ID x 3/4	Clips are easy to open and close quickly and repeatedly. The tough, rubber-based adhesive allows for permanent bond on most surfaces.	50
TY-R8L4	5/16 ID x 1		50

10

# WIRE, CABLE, & CABLE TIES

## Mounting Base

Bases are a popular method to secure wires, hoses, cables, and more. All mounts are nylon.



Part #	Color	Description	Qty/Bag
TY-MT-75N	Natural	.750 Adhesive Back 4-Way Cable Tie Mounting Base	50
TY-MT-75BK	Black	.750 Adhesive back 4-Way Cable Tie Mounting Base	50
TY-MT-1N	Natural	1" Adhesive Back 4-Way Cable Tie Mounting Base	50
TY-MT-1BK	Black	1" Adhesive Back 4-Way Cable Tie Mounting Base	50
TY-MT-1.1N	Natural	1.125 Adhesive Back 4-Way Cable Tie Mounting Base	50
TY-MT-1.1BK	Black	1.125 Adhesive Back 4-Way UV-Resistant Cable Tie Mounting Tab	50
TY-MT-1.1BKA	Black	1.125 Acrylic Adhesive Back 4-Way UV-Resistant Mounting Tab	50
TY-MT-1.1BKHTA	Black	1.125 High Temp Heavy Bond Acrylic Adhesive 4-Way Ultra Violet Resistant Mounting Tab	50
TY-MT-1.5N	Natural	1.5 Adhesive Back 4-Way Cable Tie Mounting Base	50
TY-MT-1.5BK	Black	1.5 Adhesive Back 4-Way Cable Tie Mounting Base	50
TY-MT-1.5BKA	Black	1.5 Acrylic Adhesive Back 4-Way UV-Resistant Mounting Tab	50
TY-CTM-3N	Natural	#10 Screw Hole Mounting Base for 120 lb	50
TY-CTM-4BK	Black	1/4 Screw Hole Mounting Base for 120 lb	50
TY-CTM-4N	Natural	1/4 Screw Hole Mounting Base for 120 lb	50
TY-HMD-250BK	Black	1/4 Hole Diameter Ultra Violet-Resistant, Impact Modified Nylon Heavy Duty Mount	50
TY-HDM-312BK	Black	5/16 Hole Diameter Ultra Violet-Resistant, Impact Modified Nylon Heavy Duty Mount	50

## Cable Clamps

Secure cable, tubing, wires, fiber optics, etc with these high quality nylon cable clamps.



Part #	Color	ID Size	Strap Width	Qty	Part #	Color	ID Size	Strap Width	Qty
NCC-3/16BK	Black	.187	.375	100	NCC-11/4BK	Black HD	1.250	.500	10
NCC-1/4BK	Black	.250	.375	100	NCC-11/2BK	Black HD	1.500	.500	10
NCC-5/16BK	Black	.312	.375	50	NCC-1/8N	Natural	.125	.375	100
NCC-3/8BK	Black	.375	.375	50	NCC-3/16N	Natural	.187	.375	100
NCC-7/16BK	Black	.437	.375	50	NCC-1/4N	Natural	.250	.375	50
NCC-1/2BK	Black	.500	.375	50	NCC-5/16N	Natural	.312	.375	50
NCC-5/8BK	Black HD	.625	.500	25	NCC-3/8N	Natural	.375	.375	50
NCC-3/4BK	Black HD	.750	.500	25	NCC-1/2N	Natural	.500	.375	50
NCC-1BK	Black HD	1.00	.500	10	NCC1N	Natura HD	1.00	.500	10

## Polyethylene Spiral Wrapping



Part #	Color	OD Size	Wall Thick	Length	Part #	Color	OD Size	Wall Thick	Qty
SPW-250BK	Black	.250	.045	100ft	SPW-375N	Natural	.375	.052	100ft
SPW375BK	Black	.375	.052	100ft	SPW-500N	Natural	.500	.062	100ft
SPW-500BK	Black	.500	.062	100ft	SPW-625N	Natural	.625	.062	100ft
SPW-625BK	Black	.625	.062	100ft	SPW-750N	Natural	.750	.065	100ft
SPW-750BK	Black	.750	.065	100ft	SPW-1000N	Natural	1.000	.080	100ft
SPW-1000BK	Black	1.000	.080	100ft	Organize multiple wires into one bundle. Protects wire from abrasion. Allows breakouts of single or multiple wires for re-routing or replacement.				
SPW-125N	Natural	.125	.032	100ft					
SPW-187N	Natural	.187	.030	100ft					
SPW-250N	Natural	.250	.045	100ft					

## Cable Tie Tools

When using these tools the cable tie is hand applied and then manually tensioned and cut-off, without the use of an extraneous power source. All in quantities of 1.



Part #	Description	Part #	Description
TY-MK7	Combines reduced hand effort and durable components to ensure efficient assembly and a longer life cycle. 18 lb to 50 lb adjustable cable tie tensioning tool.	TY-MK9	Combines reduced hand effort and durable components to ensure efficient assembly and a longer life cycle. 18lb to 250 lb adjustable cable tie tensioning tool.
TY-TWT1	18 lb to 50 lb Lightweight Twist	TY-TWT2	120 lb to 175 lb Lightweight Twist

10

# 11

## CLAMPS

T-Bolt	192
V-Band	193
Constant-Torque	193
Power Seal	193
Miniature	193
Marine and Liner	194
Partially Cushioned	194
Vinyl Coated	194

# CLAMPS

## Breeze T-Bolt Clamp



Part #	Min Dia in	Max Dia in	Min Dia mm	Max Dia mm	Qty	Part #	Min Dia in	Max Dia in	Min Dia mm	Max Dia mm	Qty
BRETB125	1.25	1.39	31.8	35.7	5	BRETB413	4.13	4.44	104.8	112.7	5
BRETB138	1.38	1.52	34.9	39.7	5	BRETB425	4.25	4.56	108.0	115.9	5
BRETB150	1.50	1.64	38.1	42.9	5	BREBT450	4.50	4.81	114.3	122.2	5
BRETB163	1.63	1.88	41.3	47.6	5	BRETB456	4.56	4.88	115.9	123.8	5
BRETB175	1.75	2.00	44.5	50.8	5	BRETB475	4.75	5.06	120.7	128.6	5
BRETB188	1.88	2.19	47.6	55.6	5	BRETB500	5.00	5.31	127.0	134.9	5
BRETB200	2.00	2.31	50.8	58.7	5	BRETB525	5.25	5.56	133.4	141.3	5
BRETB213	2.13	2.44	54	61.9	5	BRETB550	5.50	5.81	139.7	147.6	5
BRETB225	2.25	2.56	57.02	65.1	5	BRETB575	5.75	6.06	146.1	154.0	5
BRETB238	2.38	2.69	60.3	68.3	5	BRETB600	6.00	6.31	152.4	160.3	5
BRETB250	2.50	2.81	63.5	71.4	5	BRETB625	6.25	6.56	158.8	166.7	5
BRETB263	2.63	2.95	66.7	74.6	5	BRETB650	6.50	6.81	165.1	173.0	5
BRETB275	2.75	3.06	69.9	77.8	5	BRETB675	6.75	7.06	171.5	179.4	5
BRETB288	2.88	3.19	73	81.0	5	BRETB700	7.00	7.31	177.8	185.7	5
BRETB300	3.00	3.31	76.2	84.1	5	BRETB725	7.25	7.56	184.2	192.1	5
BRETB306	3.06	3.38	77.8	85.7	5	BRETB750	7.50	7.81	190.5	198.4	5
BRETB313	3.13	3.44	79.4	87.3	5	BRETB775	7.75	8.06	196.9	204.8	5
BRETB325	3.25	3.56	82.6	90.5	5	BRETB800	8.00	8.31	203.2	211.1	5
BRETB338	3.38	3.69	85.7	93.7	5	BRETB825	8.25	8.56	209.6	217.5	5
BRETB350	3.50	3.81	88.9	96.8	5	BRETB850	8.50	8.81	215.9	223.8	5
BRETB356	3.56	3.88	90.5	98.4	5						
BRETB363	3.63	3.94	92.1	100.0	5						
BRETB375	3.75	4.06	95.3	103.2	5						
BRETB400	4.00	4.31	101.6	109.5	5						
BRETB406	4.06	4.38	103.2	111.1	5						

Stainless steel clamp performance-engineered for long-term durability and a wide variety of applications. 3/4" band width. Floating bridge. SAE standard J1508 Type B. 1-1/4" to 8-3/16" diameter range. Standard type. Non-spring loaded.

## Breeze® Spring-Loaded T-Bolt Clamp



Part #	Min Dia in.	Max Dia in.	Min Dia mm.	Max Dia mm.	Qty	Part #	Min Dia in.	Max Dia in.	Min Dia mm.	Max Dia mm.	Qty
BRETBBS213	2.13	2.44	54	61.9	5	BRETBBS425	4.25	4.56	108.0	115.9	5
BRETBBS225	2.25	2.56	57.2	65.1	5	BRETBBS450	4.50	4.81	114.3	122.2	5
BRETBBS238	2.38	2.69	60.3	68.3	5	BRETBBS456	4.56	4.88	115.9	123.8	5
BRETBBS250	2.50	2.81	63.5	71.4	5	BRETBBS475	4.75	5.06	120.7	128.6	5
BRETBBS263	2.63	2.95	66.7	74.6	5	BRETBBS500	5.00	5.31	127.0	134.9	5
BRETBBS275	2.75	3.06	69.9	77.8	5	BRETBBS525	5.25	5.56	133.4	141.3	5
BRETBBS288	2.88	3.19	73	81.0	5	BRETBBS550	5.50	5.81	139.7	147.6	5
BRETBBS300	3.00	3.31	76.2	84.10	5	BRETBBS575	5.75	6.06	146.1	154.0	5
BRETBBS306	3.06	3.38	77.8	85.70	5	BRETBBS600	6.00	6.31	152.4	160.3	5
BRETBBS313	3.13	3.44	79.4	87.3	5	BRETBBS625	6.25	6.56	158.8	166.7	5
BRETBBS325	3.25	3.56	82.6	90.5	5	BRETBBS650	6.50	6.81	165.1	173.0	5
BRETBBS338	3.38	3.69	85.7	93.7	5	BRETBBS675	6.75	7.06	171.5	179.4	5
BRETBBS350	3.50	3.81	88.9	96.8	5	BRETBBS700	7.00	7.31	177.8	185.7	5
BRETBBS356	3.56	3.88	90.5	98.4	5	BRETBBS725	7.25	7.56	184.2	192.1	5
BRETBBS363	3.63	3.94	92.1	100.0	5	BRETBBS750	7.50	7.81	190.5	198.4	5
BRETBBS375	3.75	4.06	95.3	103.2	5						
BRETBBS400	4.00	4.31	101.6	109.5	5						
BRETBBS406	4.06	4.38	103.2	111.1	5						
BRETBBS413	4.13	4.44	104.8	112.7	5						

Constant tension clamp with a spring designed for a variety of automotive, industrial, and marine applications. 3/4" band width. Floating bridge. Standard spring. SAE Standard J1508 Type SLTB. 1-3/4" to 7-13/16" diameter range. 1/4"-28 plated bolt.

## Breeze Heavy Duty Spring-Loaded T-Bolt Clamp



Part #	Min Dia in.	Max Dia in.	Min Dia mm.	Max Dia mm.	Qty	Part #	Min Dia in.	Max Dia in.	Min Dia mm.	Max Dia mm.	Qty
BRETBBS213HD	2.13	2.44	54	61.9	5	BRETBBS425HD	4.25	4.56	108.0	115.9	5
BRETBBS225HD	2.25	2.56	57.2	65.1	5	BRETBBS450HD	4.50	4.81	114.3	122.2	5
BRETBBS238HD	2.38	2.69	60.3	68.3	5	BRETBBS456HD	4.56	4.88	115.9	123.8	5
BRETBBS250HD	2.50	2.81	63.5	71.4	5	BRETBBS475HD	4.75	5.06	120.7	128.6	5
BRETBBS263HD	2.63	2.95	66.7	74.6	5	BRETBBS500HD	5.00	5.31	127.0	134.9	5
BRETBBS275HD	2.75	3.06	69.9	77.8	5	BRETBBS525HD	5.25	5.56	133.4	141.3	5
BRETBBS288HD	2.88	3.19	73	81.0	5	BRETBBS550HD	5.50	5.81	139.7	147.6	5
BRETBBS300HD	3.00	3.31	76.2	84.1	5	BRETBBS575HD	5.75	6.06	146.1	154.0	5
BRETBBS306HD	3.06	3.38	77.8	85.7	5	BRETBBS600HD	6.00	6.31	152.4	160.3	5
BRETBBS313HD	3.13	3.44	79.4	87.3	5	BRETBBS625HD	6.25	6.56	158.8	166.7	5
BRETBBS325HD	3.25	3.56	82.6	90.5	5	BRETBBS650HD	6.50	6.81	165.1	173.0	5
BRETBBS338HD	3.38	3.69	85.7	93.7	5	BRETBBS675HD	6.75	7.06	171.5	179.4	5
BRETBBS350HD	3.50	3.81	88.9	96.8	5	BRETBBS700HD	7.00	7.31	177.8	185.7	5
BRETBBS356HD	3.56	3.88	90.5	98.4	5	BRETBBS725HD	7.25	7.56	184.2	192.1	5
BRETBBS363HD	3.63	3.94	92.1	100.0	5	BRETBBS750HD	7.50	7.81	190.5	198.4	5
BRETBBS375HD	3.75	4.06	95.3	103.2	5						
BRETBBS400HD	4.00	4.31	101.6	109.5	5						
BRETBBS406HD	4.06	4.38	103.2	111.1	5						
BRETBBS413HD	4.13	4.44	104.8	112.7	5						

Constant tension with a spring designed for a variety of automotive, industrial and marine applications. 3/4" band width. Floating bridge. Heavy duty spring. SAE Standard J1508 Type SLTB. 2-1/16" to 8-5/8" diameter range. 1/4"-28 plated bolt.



## Breeze V-Band Clamps



Part #	Nom Dia	V-Insert Sections			Bands		Qty	Part #	Nom Dia	V-Insert Sections			Bands		Qty
		A	B	C	D	E				A	B	C	D	E	
BREVT10288	2.88	.060	.207	.281	.035	.750	5	BREVT10475	4.75	.050	.400	.281	.040	.875	5
BREVT10321	3.21	.050	.262	.141	.035	.750	5	BREVT10525	5.25	.050	.262	.141	.035	.750	5
BREVT10382	3.82	.077	.207	.281	.040	.875	5	BREVT10588	5.88	.050	.400	.281	.040	.875	5
BREVT10413	4.13	.050	.262	.141	.035	.750	5	Provides fast, secure coupling for connecting flanged joints. The v-band clamp features high strength & positive sealing integrity. Typical applications include heavy duty diesel engine exhaust & turbo chargers.							
BREVT10419	4.19	.050	.400	.281	.040	.875	5								
BREVT10425	4.25	.050	.400	.281	.040	.875	5								
BREVT10450	4.50	.050	.262	.141	.035	.750	5								
BREVT10461	4.61	.050	.156	.281	.035	.750	5								

## Constant-Torque Clamps



Part #	Min Dia	Max Dia	Min Dia	Max Dia	Qty	Part #	Min Dia	Max Dia	Min Dia	Max Dia	Qty
BRECT9410	9/16	1-1/16	14	27	10	BRECT9440	2-1/16	3	52	76	10
BRECT9412	11/16	1-1/4	17	32	10	BRECT9444	2-5/16	3-1/4	59	83	10
BRECT9416	13/16	1-1/2	21	38	10	BRECT9448	2-9/16	3-1/2	65	89	10
BRECT9420	13/16	1-3/4	21	44	10	BRECT9452	2-13/16	3-3/4	71	95	10
BRECT9424	1-1/16	2	27	51	10	Ideal for any manufacturer experiencing leakage and rupture problems because of "cold flow" or changes in environmental or operational temperatures. Aero-Seal construction for use on small diameter applications. Torque rated 30-70 in/lbs.					
BRECT9428	1-5/16	2-1/4	33	57	10						
BRECT9432	1-9/16	2-1/2	40	64	10						
BRECT9436	1-13/16	2-3/4	46	70	10						

## Constant-Torque Heavy Duty Clamps



Part #	Min Dia	Max Dia	Min Dia	Max Dia	Qty	Part #	Min Dia	Max Dia	Min Dia	Max Dia	Qty
BRECT200L	1-1/4	2-1/8	32	54	10	BRECT650L	5-3/4	6-5/8	146	168	5
BRECT250L	1-3/4	2-5/8	45	67	10	BRECT700L	6-1/4	7-1/8	159	181	5
BRECT300L	2-1/4	3-1/8	57	79	5	BRECT750L	6-3/4	7-5/8	172	194	5
BRECT350L	2-3/4	3-5/8	70	92	5	BRECT800L	7-1/4	8-1/8	184	206	5
BRECT400L	3-1/4	4-1/8	83	105	5	BRECT850L	7-3/4	8-5/8	197	219	5
BRECT450L	3-3/4	4-5/8	95	118	5	BRECT900L	8-1/4	9-1/8	210	232	5
BRECT500L	4-1/4	5-1/8	108	130	5	Heavy duty construction for use on large diameter applications. Torque rated 50-125 in/lb					
BRECT550L	4-3/4	5-5/8	121	143	5						
BRECT600L	5-1/4	6-1/8	133	156	5						

## Power Seal® Clamps



Part #	Min Dia in	Max Dia in	Min Dia mm	Max Dia mm	Qty	Part #	Min Dia in	Max Dia in	Min Dia mm	Max Dia mm	Qty
BRE62006	7/16	25/32	11	20	10	BRE64008	1/2	29/32	13	23	10
BRE62008	1/2	29/32	13	23	10	BRE64010	9/16	1-1/16	14	27	10
BRE62010	9/16	1-1/16	14	27	10	BRE64012	11/16	1-1/4	17	32	10
BRE62012	11/16	1-1/4	17	32	10	BRE64016	13/16	1-1/2	21	38	10
BRE62016	13/16	1-1/2	21	38	10	BRE64020	13/16	1-3/4	21	44	10
BRE62020	13/16	1-3/4	21	44	10	BRE64024	1-1/16	2	27	51	10
BRE62024	1-1/16	2	27	51	10	BRE64028	1-5/16	2-1/4	33	57	10
BRE62028	1-5/16	2-1/4	33	57	10	BRE64032	1-9/16	2-1/2	40	64	10
BRE62032	1-9/16	2-1/2	40	64	10	BRE64036	1-13/16	2-3/4	46	70	10
BRE62036	1-13/16	2-3/4	46	70	10	BRE64040	2-1/6	3	52	76	10
BRE62040	2-1/16	3	52	76	10	BRE64044	2-5/16	3-1/4	59	83	10
BRE62044	2-5/16	3-1/4	59	83	10	BRE64048	2-9/16	3-1/2	65	89	10
BRE62048	2-9/16	3-1/2	65	89	10	General purpose automotive and industrial clamps that can be used for all standard applications. High strength 4-piece Quadra-Lock construction. Exceeds all SAE requirements.					
BRE62502	2-13/16	3-3/4	71	95	10						
BRE62406	7/16	25/32	11	20	10						

## Miniature Clamps



Part #	Hex Screw	Min Dia in	Max Dia in	Min Dia mm	Max Dia mm	Part #	Hex Screw	Min Dia in	Max Dia in	Min Dia mm	Max Dia mm
BRE3504	Plated	7/32	5/8	5.6	16	BRE3716	300 SS	15/16	1-1/2	24	38
BRE3604	410 SS	7/32	5/8	5.6	16	BRE3520	Plated	1-3/16	1-3/4	30	44
BRE3704	300 SS	7/32	5/8	5.6	16	BRE3620	410 SS	1-3/16	1-3/4	30	44
BRE3505	Plated	1/4	11/16	6.4	17	BRE3720	300 SS	1-3/16	1-3/4	30	44
BRE3605	410 SS	1/4	11/16	6.4	17	BRE3524	Plated	1-7/16	2	37	51
BRE3506	Plated	7/16	25/32	11	20	BRE3624	410 SS	1-7/16	2	37	51
BRE3606	410 SS	7/16	25/32	11	20	BRE3724	300 SS	1-7/16	2	37	51
BRE3706	300 SS	7/16	25/32	11	20	BRE3528	Plated	1-11/16	2-1/4	43	57
BRE3508	Plated	1/2	29/32	13	32	BRE3628	410 SS	1-11/16	2-1/4	43	57
BRE3608	410 SS	1/2	29/32	13	32	BRE3728	300 SS	1-11/16	2-1/4	43	57
BRE3708	300 SS	1/2	29/32	13	32	BRE3532	Plated	1-5/16	2-1/2	49	64
BRE3510	Plated	9/16	1-1/16	14	27	BRE3632	410 SS	1-5/16	2-1/2	49	64
BRE3610	410 SS	9/16	1-1/16	14	27	BRE3732	300 SS	1-5/16	2-1/2	49	64
BRE3710	300 SS	9/16	1-1/16	14	27	BRE3536	Plated	2-3/16	2-3/4	56	70
BRE3512	Plated	11/16	1-1/4	17	32	BRE3636	410 SS	2-3/16	2-3/4	56	70
BRE3612	410 SS	11/16	1-1/4	17	32	BRE3736	300SS	2-3/16	2-3/4	56	70
BRE3712	300 SS	11/16	1-1/4	17	32	Lightweight, streamline clamp. Generally used in smaller diameter applications such as air and fuel lines. Creates high sealing pressure with only 10 to 15 in/lb of installation torque.					
BRE3516	Plated	15/16	1-1/2	24	38						
BRE3616	410 SS	15/16	1-1/2	24	38						

# CLAMPS

## Marine Grade Clamps



Part #	Min Dia in	Max Dia in	Min Dia mm	Max Dia mm	Qty	Part #	Min Dia in	Max Dia in	Min Dia mm	Max Dia mm	Qty
BRE63006	7/16	25/32	11	20	10	BRE63044	2-5/16	3-1/4	59	83	10
BRE63008	1/2	29/32	13	23	10	BRE63048	2-9/16	3-1/2	65	89	10
BRE63010	9/16	1-1/16	14	27	10	BRE63052	2-13/16	3-3/4	71	95	10
BRE63012	11/16	1-1/4	17	32	10	BRE63056	3-1/16	4	78	102	10
BRE63016	13/16	1-1/2	21	38	10	BRE63060	3-5/16	4-1/4	84	108	10
BRE63020	13/16	1-3/4	24	44	10	BRE63064	3-9/16	4-1/2	91	114	10
BRE63024	1-1/16	2	27	51	10	BRE63072	1-7/8	5	48	127	10
BRE63028	1-5/16	2-1/4	33	57	10	BRE63080	2-1/2	5-1/2	64	140	10
BRE63032	1-9/16	2-1/2	40	64	10	High corrosion-resistant, stainless steel clamps necessary for marine, underground, and other high corrosion applications. Power-Seal construction.					
BRE63036	1-13/16	2-3/4	46	70	10						
BRE63400	2-1/16	3	52	76	10						

## Liner Clamps



Part #	Min Dia in.	Max Dia in.	Min Dia mm.	Max Dia mm.	Qty	Part #	Min Dia in.	Max Dia in.	Min Dia mm.	Max Dia mm.	Qty
BRE9206	7/16	25/32	11	20	10	BRE9408	1/2	29/32	13	23	10
BRE9208	1/2	29/32	13	23	10	BRE9410	9/16	1-1/16	14	27	10
BRE9210	9/16	1-1/16	14	27	10	BRE9412	11/16	1-1/4	17	32	10
BRE9212	11/16	1-1/4	17	32	10	BRE9416	13/16	1-1/2	21	38	10
BRE9216	13/16	1-1/2	21	38	10	BRE9420	1-1/16	1-3/4	21	44	10
BRE9220	13/16	1-3/4	21	44	10	BRE9424	1-5/16	2	27	51	10
BRE9224	1-1/16	2	27	51	10	BRE9428	1-5/16	2-1/4	33	57	10
BRE9228	1-5/16	2-1/4	33	57	10	BRE9432	1-9/16	2-1/2	40	64	10
BRE9232	1-9/16	2-1/2	40	64	10	BRE9436	1-13/16	2-3/4	46	70	10
BRE9236	1-13/16	2-3/4	46	70	10	BRE9440	2-1/16	3	52	76	10
BRE9240	2-1/16	3	52	76	10	BRE9444	2-5/16	3-1/4	59	83	10
BRE9244	2-5/16	3-1/4	59	83	10	BRE9448	2-9/16	3-1/2	65	89	10
BRE9248	2-9/16	3-1/2	65	89	10	BRE9452	2-13/16	3-3/4	71	95	10
BRE9252	2-13/16	3-3/4	71	95	10	BRE9456	3-1/16	4	78	102	10
BRE9256	3-1/16	4	78	102	10	BRE9460	3-5/16	4-1/4	84	108	10
BRE9260	3-5/16	4-1/4	84	108	10	BRE9464	3-9/16	4-1/2	91	114	10
BRE9264	3-9/16	4-1/2	91	114	10	BRE9472	1-7/8	5	48	127	10
BRE9272	1-7/8	5	48	127	10	Protect soft surface (silicone and others) hose from damage caused by extrusion or shearing. Gives the exact concentric seal of any clamp made.					
BRE9406	7/16	25/32	11	20	10						

## Partially Cushioned Wire and Tube Clamps - 1/4" & 3/8" Diameters



Part #	Size	Type	Qty	Part #	Size	Type	Qty
CMC-1/4X1/4	1/4 X 1/4	Plated Steel	10	CMC-1-1/4X3/8	1-1/4 X 3/8	Plated Steel	2
CMC-3/8X1/4	3/8 X 1/4	Plated Steel	10	CMC-1/4X1/4SS	1/4 X 1/4	Stainless Steel	10
CMC-1/2X1/4	1/2 X 1/4	Plated Steel	10	CMC-3/8X1/4SS	3/8 X 1/4	Stainless Steel	10
CMC-5/8X1/4	5/8 X 1/4	Plated Steel	10	CMC-1/2X1/4SS	1/2 X 1/4	Stainless Steel	10
CMC-3/4X1/4	3/4 X 1/4	Plated Steel	5	CMC-5/8X1/4SS	5/8 X 1/4	Stainless Steel	10
CMC-7/8X1/4	7/8 X 1/4	Plated Steel	5	CMC-3/4X1/4SS	3/4 X 1/4	Stainless Steel	5
CMC-1X1/4	1 X 1/4	Plated Steel	5	CMC-7/8X1/4SS	7/8 X 1/4	Stainless Steel	5
CMC-1-1/4X1/4	1-1/4 X 1/4	Plated Steel	2	CMC-1X1/4SS	1 X 1/4	Stainless Steel	5
CMC-1-1/2X1/4	1-1/2 X 1/4	Plated Steel	2	CMC-1-1/8X1/4SS	1-1/8 X 1/4	Stainless Steel	2
CMC-1/2X3/8	1/2 X 3/8	Plated Steel	5	CMC-1-1/4X1/4SS	1-1/4 X 1/4	Stainless Steel	2
CMC-5/8X3/8	5/8 X 3/8	Plated Steel	5	CMC-1-1/2X1/4SS	1-1/2 X 1/4	Stainless Steel	2
CMC-3/4X3/8	3/4 X 3/8	Plated Steel	5	Mounting hole is used for holding hydraulic hoses, wire harnesses, and cables.			
CMC-1X3/8	1 X 3/8	Plated Steel	5				

## Vinyl Coated Wire and Tube Clamps - 1/4", 3/8", & 1/2" Diameters



Part #	Size	Qty	Part #	Size	Qty	Part #	Size	Qty	
COV1/8X1/4	1/8 X 1/4	50	COV21/2X1/4	2-1/2 X 1/4	2	COV3X3/8	3 X 3/8	1	
COV3/16X1/4	3/16 X 1/4	50	COV1/4X3/8	1/4 X 3/8	50	COV4X3/8	4 X 3/8	1	
COV1/4X1/4	1/4 X 1/4	50	COV3/8X3/8	3/8 X 3/8	25	COV3/4X1/2	3/4 X 1/2	5	
COV5/16X1/4	5/16 X 1/4	25	COV7/16X3/8	7/16 X 3/8	25	COV1X1/2	1 X 1/2	5	
COV3/8X1/4	3/8 X 1/4	25	COV1/2X3/8	1/2 X 3/8	10	COV11/4X1/2	1-1/4 X 1/2	5	
COV7/16X1/4	7/16 X 1/4	25	COV5/8X3/8	5/8 X 3/8	10	COV11/2X1/2	1-1/2 X 2	2	
COV1/2X1/4	1/2 X 1/4	25	COV3/4X3/8	3/4 X 3/8	10	COV13/4X1/2	1-3/4 X 2	2	
COV5/8X1/4	5/8 X 1/4	15	COV7/8X3/4	7/8 X 3/8	10	COV2X1/2	2 X 1/2	2	
COV3/4X1/4	3/4 X 1/4	10	COV1X3/8	1 X 3/8	5	COV21/4X1/2	2-1/4 X 1/2	2	
COV7/8X1/4	7/8 X 1/4	10	COV11/4X3/8	1-1/4 X 3/8	5	COV21/2X1/2	2-1/2 X 1/2	2	
COV1X1/4	1 X 1/4	5	COV13/8X3/8	1-3/8 X 3/8	2	COV23/4X1/2	2-3/4 X 1/2	2	
COV11/4X1/4	1-1/4 X 1/4	5	COV11/2X3/8	1-1/2 X 3/8	2	COV3X1/2	3 X 1/2	2	
COV11/2X1/4	1-1/2 X 1/4	5	COV13/4X3/8	1-3/4 X 3/8	2	Used for holding cable assemblies, wire harnesses, and hoses. Vinyl coat provides protection from abrasion and reduces vibrations.			
COV13/4X1/4	1-3/4 X 1/4	5	COV2X3/8	2 X 3/8	2				
COV2X1/4	2 X 1/4	2	COV21/8X3/8	2-1/8 X 3/8	2				
COV21/4X1/4	2-1/4 X 1/4	2	COV21/4X3/8	2-1/4 X 3/8	2				
COV23/8X1/4	2-3/8 X 1/4	2	COV21/2X3/8	2-1/2 X 3/8	2				

## Vinyl Coated Wire and Tube Half Clamps



Part #	Size	Qty	Part #	Size	Qty	Part #	Size	Qty	Description
CHV3/16X3/16	3/16 X 3/16	50	CHV3/8X1/4	3/8 X 1/4	10	CHV3/4X1/4	3/4 x 1/4	5	Used for holding wires, tubes, and conduit piping.
CHV1/4X3/16	1/4 X 3/16	25	CHV1/2X1/4	1/2 X 1/4	10	CHV1X1/4	1 x 1/4	5	
CHV3/16X1/4	3/16 X 1/4	25							

# 12

## SHOP SUPPLIES

Towels and Sorbents	196
Lights and Accessories	197
Tape	199
Saws and Saw Blades	203
Drill Bits	204,209
Taps and Dies	207
Bits, Taps, and Dies Kits & Sets	210
Extractors and Reamers	212
Carbide Burrs	213
Inserts, Drives, and Sockets	214
Tools	217
Repair Kits	217

# SHOP SUPPLIES



## ITW Dymon Scrubs Hand Cleaner Towels

Part #	Count	Qty	Description
PPM-DYC42230	30 Wipe	1/6	Proven way to clean your hands away from the sink. Dual-textured towels lock in dirt and will not transfer soils back into hands. Removes dirt, grease, adhesive, ink, oil, paint, sealant, lubricants, tar, urethanes, epoxies, and caulk. Leaves your hands clean - no rinsing necessary. Suggested applications include tools, equipment, metals, vinyls, work surfaces, painting surfaces, and composites.
PPM-DYC42272	72 Wipe	1/6	



## Scott Shop Towels

Part #	Count	Description	Qty
KIM-75190	200 Sheet Box	Strong absorbent towels are great for wiping hands, tools, and cleaning up grease, oil, grime, and fluids - works when wet. Ideal for changing oil, refilling fluids, and general automotive maintenance. Pop-up box with a built-in handle allows you to take the box to the job while keeping rags clean.	1/8



## Scott Rags-In-A-Box

Part #	Count	Description	Qty
KIM-75260	200 Sheet Box	Ideal for painting, wiping up spills, staining and refinishing furniture. Soft, absorbent towels that perform like a cloth. Multi-purpose for thousands of projects. Pop-up box with built-in handle allows you to take the product to the job while keeping rags clean.	1/8



## Scott 1-Ply Paper Towels

Part #	Package	Qty	Description
KIM-02021	400ft Roll, Natural	1/12	Reliable quality, softness, and absorbency. Meets EPA standards for minimum post-consumer waste. Designed primarily for hand drying in washrooms when combined with the appropriate dispenser.



## Kimberly Clark Wypall X70 Workhorse Rags

Part #	Count	Qty	Description
KIM-41412	100 Sheet Pop-Up Box	1	1-ply, durable & absorbent rags that stay strong for better cleaning performance. Cleans oil, grime, and solvents. Made with high-tech HydroKnit Fast Absorbing material that is reusable and has a long-lasting performance.



## Kimberly Clark Wypall X70 Wipes

Part #	Type	Count	Qty	Description
KIM-41600	White Jumbo Roll	870	1	Designed to tackle heavy duty industrial jobs usually handled by cloth rags. Have a long-lasting performance that extends usage and reduces waste.
KIM-41611	Blue Jumbo Roll	870	1	



## Kimberly Clark Wypall X80 Wipes

Part #	Type	Count	Description
KIM-41005	Jumbo Red Towels	475/roll	Designed for the toughest jobs. Pound for pound, absorbs more water and oil than rental shop towels. Ideal for heavy duty machine and part wiping and prepping surfaces with solvents.
KIM-41029	Quarter Fold Red Towels	50/pack	



## Kimberly Clark Wypall Jumbo Wipe Dispensers

Part #	Type	Qty	Description
KIM-80579	Black Wall Mount	1	Features efficient dispensing that reduces waste and has a trash bag attachment.
KIM-80596	Blue Portable Dispenser	1	

12



## 3M Maintenance Sorbents

Part #	Container Size	Per Box	Description
3M7164	15-1/2" x 20-1/2" Pad	100	Specially treated to absorb most shop fluids including motor oils, transmission fluids, gear oil, and anti-freeze solutions. Reduces overall costs of liquid cleanup and disposal.
3M7166	15-1/2" x 150'	1	
3M7168	3" x 8' Boom	6	
3M7169	22" Dia Drum Cover	25	



## 3M Folded Sorbents

Part #	Type	Size	Description	Qty
3M7172	Gray Maintenance Sorbents	5" x 150'	Four sorbents in one - boom, pillow, pad, or roll. Perforations every 16 inches allows you to select required length. Handy dispenser box for easy, on-site use. Uses 3M's high volume sorbent technology.	1
3M7173	White Petroleum Sorbents	5" x 150'		1



## GP Sorbents

Part #	Type	Size	Per Box	Description
SORB-GP500	Economy	15" x 19"	100	General purpose maintenance pads can be used to clean virtually any liquid. 1-ply pad. Constructed of high quality dimpled universal polypropylene. Gray in color to help hide the dirt.
SORB-GP100	Heavy Duty	15" x 19"	100	

## ENV Oil Sorbents - Contractor Grade



Part #	Type	Size	Per Box	Description
SORB-ENV300	White Economy Pad	15" x 19"	100	Ideal for environmental applications. For use with oil and petroleum-based fluids. Comprised of the best available basic melt-blown polypropylene. Packd in distinctive green bags and are the obvious choice when you need low cost plus high performance.

## PolySafe Sorbent Pads



Part #	Type	Size	Per Box	Description
SORB-PLUS254	Gray Pads	15" x 19"	100	Medium weight, universal, general purpose pads. Popular choice for absorbing oil, coolants, solvents, or water.

## SPC Portable Spill Kit



Part #	Includes	Qty
SORB-SKA-PP	(1 pair) nitrile gloves, (1) disposable bag, (1) instruction sheet, (10) 15" x 19" pads, (2) 3" x 4" SOCs and (1) high visible yellow PVC bag that's "just right" for small spills. Absorbs up to five (5) gallons. Used for oil, water-based, and chemical spills.	1

## SPC Attac Pac Kit



Part #	Description	Qty
SORB-SKA-ATK	Used for oil, water-based, and chemical spills. Kit includes (1) pair of nitrile gloves, (1) disposable bag, (1) instruction sheet, (15) 15" x 19" pads, (3) 3" x 4" SOCS, and goggles. Efficient, space-saving, single use kit packed in a puncture and UV-resistant foil bag. Absorbs up to seven (7) gallons.	1

## Absorbs It Floor Dry



Part #	Size	Qty	Description
FLOX40	40lb Bag	50 bags per skid	All-purpose absorbent. Ideal for grease and oil spills. Clay absorbent undergoes a superior moisture extraction process that increases absorption power and minimizes dust. Floor dry.

## Coleman Flood Lights



Part #	Description	Qty
COLE-07775	Ideally used for residential construction and DIY projects. Suitable for temporary indoor and outdoor use. Features a 5 foot cord. 500W halogen light, adjustable pivot handle, handle held, yellow with on/off switch. No tripod or telescoping post.	1
COLE-07776	Suitable for temporary indoor and outdoor use. Features a 5 foot cord. Two 500W pivoting heads, separate on/off switches for each fixture with yellow tripod base. Ideally used for residential construction and DIY projects.	1

## Coleman Heavy Duty Working Light with Polar/Solar Cord



Part #	Size	Qty	Description
COLE-05657	14/3, 25ft	1	Stays flexible under all temperature extremes to -67°F. Exclusive one-piece injection-molded handle. Grounded, vinyl-coated metal guard with switch and side outlet. 75w maximi bulb. Oil and chemical resistant. SJEO yellow troublelight with metal guard and outlet.
COLE-05658	14/3, 50ft	1	
COLE-05857	16/3, 25ft	1	
COLE-05858	16/3, 50ft	1	

## Bayco 26W Double Brite Fluorescent Work Light on 50' Reel



Part #	Size	Qty	Description
BAY-SL8908	14/3 50ft	1	12amp grounded receptacle. Resettable 13amp circuit breaker. Independent rocker on/off switches. 40% larger cord reel with smooth glide rewind. (2) cool running 13W, 10000 hour rated bulbs (included) - equivalent to 125W incandescent bulb with natural daylight illumination (6500 Kelvin). Hang hook, mounting brackets, and convenient clamp included. High impact lamp protector with high gloss reflector. SJTW yellow professional reel.

## Bayco 13W Fluorescent Light with Spot Work Light on 50' Reel



Part #	Size	Qty	Description
BAY-SL8907	14/3 50ft	1	40% larger cord reel with smooth glide rewind. Cool running 13W, 10000 hour rated bulbs (included) equivalent to 75W incandescent bulb with natural daylight illumination (6500 Kelvin). Nylon-tipped, double hang hook, mounting brackets, and convenient magnetic clamp included. SJTW yellow professional reel. High impact lamp protector with high gloss reflector. Durable push on/off switches. Resettable 13amp circuit breaker. Polarized plug with 12amp grounded receptacle.

## Bayco 26W Double Brite Fluorescent Work Light on 40' Metal Reel



Part #	Size	Qty	Description
BAY-SL875	16/3 40ft	1	(2) cool running 13W, 10000 hour rated bulbs (included), equivalent to 125W incandescent bulb with natural daylight illumination (6500 Kelvin). Polarized plug with 12amp grounded receptacle. Clear chemical and UV-resistant lamp protector. Independent rocker on/off switches. Heavy duty metal retractable reel. SJT yellow professional reel. Hang hook, mounting brackets, and convenient magnetic clamp included. High impact lamp protector with high gloss reflector.

# SHOP SUPPLIES



## Bayco 13W Fluorescent Work Light on 50' Metal Reel

Part #	Size	Qty	Description
BAY-SL826	18/2 50ft	1	Cool running, 13W, 10000 hour rated bulbs (included), equivalent to 75W incandescent bulb with natural daylight illumination (6500 Kelvin). Polarized plug. Durable push on/off switch. Nylon-tipped, double hang hook and mounting brackets included. SVT yellow professional reel. High impact lamp protector with high gloss reflector. Heavy duty, metal, retractable reel.



## Bayco OSHA 13W Fluorescent Work Light on 50' Metal Reel

Part #	Size	Qty	Description
BAY-SL827	18/2 50ft	1	Cool running, 13W, 10000 hour rated bulbs (included), equivalent to 75W incandescent bulb with natural daylight illumination (6500 Kelvin). Polarized plug. Ballast enclosed near plug end of cord. Durable push on/off switch. SVT yellow professional reel. High impact lamp protector with high gloss reflector. Heavy duty, metal, retractable reel. Nylon-tipped, double hang hook and mounting brackets included.



## Bayco 13W Fluorescent Light with Spot Work Light and Tool Tap on 40' Metal Reel

Part #	Size	Qty	Description
BAY-SL825	16/3 40ft	1	Cool running, 13W, 10000 hour rated bulbs (included, equivalent to 75W incandescent bulb with natural daylight illumination (6500 Kelvin). Polarized plug with grounded receptacle. Durable push on/off switch. High impact lamp protector with high gloss reflector. Heavy duty, metal, retractable reel. Nylon-tipped, double hang hook, convenient magnetic clamp, and mounting brackets included. SJT yellow professional reel.



## Bayco 26W Double Brite Pro Grade Fluorescent Work Light with Tool Tap

Part #	Size	Qty	Description
BAY-SL975	16/3 25ft	1	(2) cool running 13W, 10000 hour rated bulbs (included), equivalent to 125W incandescent bulb with natural daylight illumination (6500 Kelvin). Polarized plug with 12amp grounded receptacle. Independent rocker on/off switch. Clear chemical and UV-resistant lamp protector. Hang hook and tool hook. Electronic ballast for instant, no-flicker, cold weather starts. SJT yellow work light with outlet. High impact lamp protector with high gloss reflector.



## Bayco Professional Series Metal Shield Incandescent Utility Light with 18 Gauge Cord and Tool Tap

Part #	Size	Qty	Description
BAY-SL425	18/3, 25ft	1	Galvanized metal lamp shield with rubber-tipped hang hook. Polarized plug with 10amp grounded receptacle. Up to 75W incandescent (bulb not included). Durable push on/off switch.
BAY-SL426	18/3, 50ft	1	



## Bayco Replacement Lamp Guard

Part #	Color/Type	Qty	Description
BAY-SL100	Silver Metallic	1	Replacement lamp guard for incandescent work lights and reels.
BAY-SL105	Yellow Non-Metallic	1	



## Bayco Incandescent Work Light Kit

Part #	Quantity	Description
BAY-SL204	1	Replacement incandescent work light head

12



## CEC Linear Halogen Work Lamps

Part #	Watts	Qty	Description
CEC-300T3CL	300	1	Replacement for 300W and 500W work lights. Heavy duty replacement lamps. Application: 120 volt work lights.
CEC-500T3CL	500	1	



## CEC Fluorescent Lamps

Part #	Watts	Qty	Description
CEC-F15T8CW	300	1	Replacement for fluorescent trouble light. Application: Fluorescent drop lights.
CEC-PL1341	500	1	



## CEC 12 Volt Lamps

Part #	Watts	Qty	Description
CEC-50RS12V	50	6/24	Use in low voltage, 12 volt sockets. Applications include RV, motor homes, marine, etc.
CEC-75RS12V	75	6/24	
CEC100RS12V	100	6/24	

# SHOP SUPPLIES



## Duracell ProCell Professional Alkaline Batteries

Long-lasting and dependable - even after seven years of storage. Lasts up to 10x longer than super heavy duty zinc carbon batteries in demanding applications. Long service life at high drain discharges. Operates reliably in temperature extremes of -4°F to 130°F. Date coded to ensure freshness. Contains no added mercury.

Part #	Size	Volt	Max Dia	Max Height	Avg Weight	Terminal	Std Pkg	Bulk Pkg	Uses
ALK-AAA-PRO	AAA	1.5	.413"	1.752"	.39oz	Flat	4	24	Flashlights, Pagers, and Remotes
ALK-AA-PRO	AA	1.5	.571"	1.988"	.83oz	Flat	4	24	Flashlights, Pagers, and Remotes
ALK-C-PRO	C	1.5	1.031"	1.969"	2.29oz	Flat	6	12	Flashlights, Radios, Tape Recorders
ALK-D-PRO	D	1.5	1.346"	2.421"	4.86oz	Flat	6	12	Flashlights, Radios, Tape Recorders
ALK-9V-PRO	9V	9.0	.689"	1.909"	1.62oz	Mini Snap	1	12	Smoke Alarms, Radios, Infusion Pumps, Wireless Microphones

## Coleman Polar/Solar Extension Cords



Part #	Size	Volt	Qty	Part #	Size	Volt	Qty	Part #	Size	Volt	Qty
COLE-01218	16/3, 50ft	300	1	COLE-01618	12/3, 50ft	300	1	COLE-01667	12/3, 25ft	600	1
COLE-01417	14/3, 25ft	300	1	COLE-01468	14/3, 50ft	600	1	COLE-01668	12/3, 50ft	600	1
COLE-01418	14/3, 50ft	300	1	T-Prene insulation shrugs off oil, grease, acids, and solvents. Will not crack, peel, flake, or bake out even in the utmost bitter arctic cold. Excellent resistance to abrasion, ozone, and other on-the-job hazards. Maintains flexibility to -67°F. UL-Listed. Meets OSHA requirements for outdoor use.							
COLE-01419	14/3, 100ft	300	1								
COLE-01617	12/3, 25ft	300	1								

## Coleman Ground Fault Circuit Interrupters



Part #	Size	Description	Qty
COLE-02841	12/3, 2.5ft	Engineered to handle rugged conditions of any jobsite. Weatherproof and rainproof. UL-Listed: Meets OSHA specifications. SJEOW In-Line Heavy Duty GFCI with Tri-Source.	1

## Wiring Devices



Plug Part #	Receptacle Part #	Volts	Amps	Pole/Wire	Wire Gauge	Blade Type	NEMA Configuration
HUB5666	HUB5669	250	15	2P/3W	18-10	Straight	
HUB5266	HUB5269	125	15	2P/3W	18-10	Straight	
HUB5366	HUB5369	125	20	2P/3W	18-10	Straight	
HUB2721	HUB2723	250	30	3P/4W	14-8	Locking	
HUB2731	HUB2733	480	30	3P/4W	14-8	Locking	
HUB4770	HUB4779	277	15	2P/3W	18-10	Locking	
HUB2431	HUB2433	480	20	3P/4W	14-10	Locking	
HUB4720	HUB4729	125	15	2P/3W	14-10	Locking	
HUB2311	HUB2313	125	20	2P/3W	16-10	Locking	
HUB2611	HUB2613	125	30	2P/3W	16-8	Locking	

12

## General Purpose Electrical Tape



Part #	Size	Quantity	Description
TAPE-E3/4	3/4" x 60'	1/10	Vinyl plastic electrical tape. 7 Mil UL Listed

# SHOP SUPPLIES



## 3M Tartan 1700 General Purpose Vinyl Electrical Tape

Part #	Size	Quantity	Description
3M1710	3/4" x 60'	1/10	Economical and flexible general purpose tape. Vinyl 7 Mil.



## 3M Scotch Super 33+ Vinyl Electrical Tape

Part #	Size	Quantity	Description
3M6130	3/4" x 20'	1	A premium grade, all-weather vinyl electrical insulating tape. Super stretchy in all-weather applications. Resists UV rays, abrasions, corrosion, and acids. 7 Mil Spec.
3M6133	3/4" x 52'	1	
3M6132	3/4" x 66'	1	



## 3M Scotch 35 Vinyl Electrical Color Coding Tape

Part #	Color	Part #	Color	Description
3M6135BL	Blue	3M6135RD	Red	A premium grade, fade-resistant electrical tape that stretches to conform to virtually any shape that requires color-coded insulation. 3/4" wide x 66' long.
3M6135BR	Brown	3M6135PR	Purple	
3M6135GR	Green	3M6135WH	White	
3M6135OR	Orange	3M6135YE	Yellow	



## 3M Scotch Super 88 Vinyl Electrical Tape

Part #	Width	Length	Spec	Description
3M6143	3/4"	66ft	8.5 Mil	Heavy duty, premium grade, all-weather vinyl electrical insulating tape. Abrasion-resistant and fast build-up.
3M10364	1-1/2"	44ft	8.5 Mil	



## 3M Highland Vinyl Plastic Electrical Tape

Part #	Size	Quantity	Description
3M6138	3/4" x 66ft	1/10	Commercial grade, vinyl plastic electrical tape. Abrasion/moisture resistant and flame retardant. Vinyl 7 Mil plastic electrical tape.



## Rubber Splicing Tape

Part #	Size	Quantity	Description
TAPE-R3/4	3/4" x 22ft	1/10	Self-fusing rubber with liner. Forms watertight protection. 30 Mil.



## 3M Scotch 23 Rubber Splicing Tape

Part #	Size	Qty	Description
3M00059	1" x 30ft	1/50	Highly conformable, self-fusing, EPR-based, high-insulating voltage tape.



## 3M Scotch 130C Linerless Rubber Splicing Tape

Part #	Size	Qty	Description
3M41717	3/4" x 30'	1/24	Highly conformable, linerless ethylene propylene rubber (EPR), high voltage insulating tape that provides excellent thermal dissipation of splice heat.
3M41753	1" x 30'	1/24	



## Rubber Splicing High Voltage Linerless Tape

Part #	Size	Qty	Description
TAPE-RSHV3/4	3/4" x 30'	1/10	Self-bonding provides tight, moisture-resistant insulation even when elongated. Flame retardant and self-bonding.



## 3M Scotch 2242 Linerless Electrical Rubber Tape

Part #	Size	Qty	Description
3M6165	3/4" x 15'	1/24	Multi-purpose, rubber-insulating tape designed for use in splicing and terminating wires and cables rated up to 194°F (90°C).
3M6167	1-1/2" x 15'	1/24	



## Silicone Rubber with Liner Tape

Part #	Size	Quantity	Description
TAPE-RSL1	1" x 30'	1/10	Excellent water and chemical resistance.



## 3M Scotch 2228 Rubber Mastic Tape

Part #	Size	Quantity	Description
3M9656	2" x 10'	1/24	A conformable, self-fusing rubber electrical insulating and sealing tape.





## Friction Tape

Part #	Size	Qty	Description
TAPE-F3/4	3/4" x 60'	1/10	8oz cloth tape for protection against abrasion and penetration of cables, wiring, and splices. 0.15 Mil.



## Cold Shrink Tape

Part #	Size	Qty	Description
TAPE-CST1	1" x 30'	1	Ideal for covering cable lugs, splices, and termination. Excellent for moisture sealing in electrical installments, industrial, and marine applications.



## 3M Scotch Electrical Moisture Sealant Rolls/Pads

Part #	Size	Qty	Description
3M6147	2-1/2" x 10'	1/10	Rubber-based, thin, insulating mastic compounds laminated to a flexible, all-weather grade PVC backin and are designed for moisture sealing of electrical connections up to 600 volts.
3M6149	2-1/2" x 2-1/2'	1/10	



## Professional Duct Tape

Part #	Size	Color	Qty	Description
TAPE-D2	2" x 60 yds	Gray	1/24	Ideal for industrial commercial sheet metal and flex duct, insulaton, asbestos/lead/mold abatement, exterminators, and weather-proofing.
TAPE-D2BK	2" x 60 yds	Black	1/24	
TAPE-D3	3" x 60 yds	Gray	1	
TAPE-D4	4" x 60 yds	Gray	1/12	



## 3M Duct Tape

Part #	Size	Color	Quantity	Description
3M3900BK	2" x 60 yds	Black	1/24	Designed for patching, wrapping, sealing, bundling, and temporary repair applications.
3M3939	2" x 60 yds	Silver	1/24	
3M85563	4" x 60 yds	Gray	1/24	



## Utility Grade Masking Tape

Part #	Size	Qty	Part #	Size	Qty	Description
TAPE-M3/4	3/4" x 60yds	1/48	TAPE-M2 TAPE-M3	2" x 60yds	1/24	General purpose masking that is ideal for general and light industrial use, homeowners, crafts, schools, and offices.
TAPE-M1	1" x 60 yds	1/36		3" x 60yds	1/12	
TAPE-M11/2	1-1/2" x 60yds	1/24				



## 3M Scotch 233 Automotive Refinish Masking Tape

Part #	Size	Qty	Part #	Size	Qty	Description
3M6332	1/2" x 60yds	1/72	3M6338	1-1/2" x 60yds	1/24	Conformable, hugs curves and contours. Goes on quickly & easily, sticks at a touch & stays put.
3M6334	3/4" x 60yds	1/48	3M6340	2" x 60yds	1/24	
3M6336	1" x 60yds	1/36	3M6341	3" x 60yds	1/12	



## 3M Scotch-Blue Painters Tape for Multi-Surfaces 2090

Part #	Size	Quantity	Description
3M6818	1" x 60yds	1/36	Designed for short term vehicle storage applications. Controlled crepe paper backing makes tape conformable and smooth for use.
3M6819	1-1/2" x 60yds	1/36	
3M6820	2" x 60yds	1/24	



## 3M Scotch 3710 Packaging Tape


Part #	Color	Qty	Description
3M3710C	Clear	6/36	Strong film tape. Resists center seam splitting and seals out moisture, dust, and dirt. Conforms to box surfaces for a consistent, uniform seal with no water or sticky cleanup. 48mm x 100m size and length.
3M3710T	Tan	6/36	



## 3M Scotch 3750 Premium Heavy Duty Packaging Tape


Part #	Color	Size	Qty	Description
3M3750C	Clear	48mm x 50m	6/36	Strong and thick for heavy duty package applications. Resists center seam splitting and tearing. Seals out moisture, dust, and dirt.
3M3750T	Tan	48mm x 50m	6/36	

# SHOP SUPPLIES



## 3M Tartan 3690 Box Sealing Tape

Part #	Color	Size	Length	Qty	Description
3M3690C	Clear	48mm	100m	1/36	General purpose box sealing tape for light duty packaging, storage, and sealing applications. Resists center seam splitting and seals out moisture, dust, and dirt.
3M3690T	Tan	48mm	100m	1/36	



## Carton Sealing Tape

Part #	Color	Width	Length	Qty	Description
TAPE-P2	Clear	2"	100 yds	6	Clear emulsion acrylic adhesive, ideal for bundling, packaging, mailing, and label production.
TAPE-P3	Clear Vinyl	3"	36 yds	1	



## Filament Strapping Tape

Part #	Width	Length	Qty	Description
TAPE-FS3/4	3/4"	60 yds	1	Glass filaments reinforce tape to give super strength.



## Caution Tapes

Manufactured for durability and resistance to all of the outside elements.

Part #	Size	Description	Qty	Part #	Size	Description	Qty
TAPE-C3	3" x 1000ft	Yellow Caution	1	TAPEC3GR	3" x 1000ft	Green "Sewer" Caution	1/8
TAPE-C3/SP	3" x 1000ft	Yellow Bilingual Caution	1/8	TAPE-C3OR	3" x 1000ft	Orange "Communication" Caution	1/8
TAPE-C3BL-200	3" x 200ft	Blue "Water" Caution	1	TAPE-C3RD	3" x 1000ft	Red "Buried Electric Line" Caution	1/8
TAPE-C3BL	3" x 1000ft	Blue "Water" Caution	1/8	TAPE-C3YEL	3" x 1000ft	Yellow "Buried Gas Line" Caution	1/8



## 3M Safety Walk Surfacing Tape

Part #	Width	Length	Type	Qty	Description
3M19280	2"	60ft	Conformable	1	High-friction textured material. Backing is coated with a pressure-sensitive adhesive covered by a removable protective liner.
3M19281	4"	60ft	Conformable	1	
3M19282	6"	60ft	Conformable	1	
3M19221	2"	60ft	Tread	1	
3M19223	4"	60ft	Tread	1	



## 3M Conspicuity Marking Tape

Part #	Size	Description	Qty	Description
3M67537	2" x 50yds	White DOT Approved Reflective Tape	1	Rolls are designed to mark the side and rear perimeter of trucks and trailers for enhanced visibility and protection. "Kiss Cut" rolls are conventional roll stock where the sheeting has been cut through to the liner for easy application. In compliance with NHTSA Ruling and DOT-2 Certification.
3M67816	2" x 50yds	Red DOT Approved Reflective Tape	1	
3M67827	3" x 50yds	White DOT Approved Reflective Tape	1	
3M67828	3" x 50yds	Red 11"/White 7" DOT Approved Reflective Tape	1	
3M67636	2" x 50yds	Red 11"/White 7" Kiss 2 x 18 Cut DOT Approved Reflective Tape	1	
3M67533	2" x 50yds	Red 11"/White 7" DOT Approved Alternating Reflective Tape	1	

12



## 3M Diamond Grade Conspicuity Marking Tape

Part #	Size	Qty	Description
3M6398	2" x 25yds	1	Rolls are designed to mark the side and rear perimeter of trucks and trailers for enhanced visibility and detection. Highly reflective, even up to a 90 angle. In compliance with NHTSA Ruling and DOT-C2 certification. Red/White DOT approved alternating reflective conspicuity tape.
3M6399	2" x 50yds	1	



## High Density Teflon Tape

Part #	Size	Qty	Part #	Size	Qty	Description
TAPE-T14260	1/4" x 260"	10	TAPE-T12520	1/2" x 520"	10	High density, quality product suitable for commercial, industrial, and laboratory use. Tape is maintenance-free, non-toxic, and non-flammable.
TAPE-T14520	1/4" x 520"	10	TAPE-T34520	3/4" x 520"	1	
TAPE-T12260	1/2" x 260"	10	TAPE-1520	1" x 520"	5	



## Aluminum Foil Tape

Part #	Size	Qty	Description
TAPE-AF2	2" x 50yds	1/6	2 Mil -35°. Aluminum foil coated with a special cold weather acrylic adhesive. Bond strength increases after adhesion.
TAPE-AF3	3" x 50yds	1/6	



## Self-Fusing Silicone Tape

Part #	Size	Color	Qty	Description
TAPE-SFTBK	1" x 20ft	Black	1	Fuses and cures in 24 hours to form a permanent moisture-tight seal. Ideal for high temperatures.
TAPE-SFTRD	1" x 20ft	Red	1	

## Bi-Metal Reciprocating Saw Blades



Part #	TPI	Size	Qty	Part #	TPI	Size	Qty
AMER-634R	4	6 x 3/4 x .050	5	AMER-614R	14	6 x 3/4 x .035	5
AMER-636R	6	6 x 3/4 x .050	5	AMER-318RC	18	8 x 3/4 x .035	5
AMER-606R	6	6 x 3/4 x .035	5	AMER-418R	18	4 x 3/4 x .035	5
AMER-656R	6	6 x 3/4 x .050	5	AMER-618R	18	6 x 3/4 x .035	5
AMER-956R	6	9 x 3/4 x .050	5	AMER-818R	18	8 x 3/4 x .035	5
AMER-156R	6	12 x 3/4 x .050	5	AMER-112R	18	12 x 3/4 x .035	5
AMER-610R	10	6 x 3/4 x .035	5	AMER-424R	24	4 x 3/4 x .035	5
AMER-810R	10	8 x 3/4 x .050	5	AMER-624R	24	6 x 3/4 x .035	5
AMER-650R	10/14	6 x 3/4 x .050	5	Long-lasting, fast-cutting, versatile. Shatter resistant, bi-metal design provides the flexibility and durability single-metal blades can't. Patented Tuff Tooth design provides long blade life.			
AMER-850R	10/14	8 x 3/4 x .050	5				
AMER-110R	10/14	12 x 3/4 x .050	5				
AMER-314RC	14	3-5/8 x 5/16 x .035	5				
AMER-414R	14	4 x 3/4 x .035	5				

## Bi-Metal Jig Saw Blades



Part #	TPI	Size	Shank	Qty	Part #	TPI	Size	Shank	Qty
AMER-314S	14	3-5/8	T	5	Super sharp to cut fast without deflection and provides a smooth finish. Shatter resistant, bi-metal technology fixes and resists breaking and extends blade life. Ideal for metal cutting.	24	3-5/8	U	5
AMER-318S	18	3-5/8	T	5					
AMER-324S	24	3-5/8	T	5					
AMER-314J	14	3-5/8	U	5					
AMER-318J	18	3-5/8	U	5					

## Lazer Reciprocating Saw Blades



Part #	TPI	Size	Qty	Part #	TPI	Size	Qty
AMER-6110R	10	6 x 1 x .042	5	AMER-6118R	18	6 x 1 x .042	5
AMER-9110R	10	9 x 1 x .042	5	AMER-9118R	18	9 x 1 x .042	5
AMER-6114R	14	6 x 1 x .042	5	A wider and thicker body than conventional blades that delivers whip-free cuts that stay straight and smooth. Shatter-resistant and lasts up to 45% long than competitor's blades. Ideal for extreme metal cutting.			
AMER-9114R	14	9 x 1 x .042	5				

## Air Saw Blades



Part #	TPI	Size	Qty	Description
AMER-418T	18	4 x 1/2 x .025	5	Shatter-resistant, bi-metal blades that bend and resist breaking and extend blade life. High speedsteel teeth provide a strong, long-lasting cutting edge.
AMER-424T	24	4 x 1/2 x .025	5	
AMER-432T	32	4 x 1/2 x .025	5	

## Metal Cutting Circular Saw Blades



Part #	Dia (in)	Tooth Count	RPM	Arbor (in)	Qty	Part #	Dia (in)	Tooth Count	RPM	Arbor (in)	Qty
AMER-30CT	6-3/4	30	5800	-	1	AMER-60CT	12	60	1500	1	1
AMER-38CT	7	38	4300	-	1	AMER-80CT	14	80	1800	1	1
AMER-40CT	7-1/4	40	5800	5/8	1	Titanium carbide tipped, resists material build-up on teeth. Less burr than abrasive blades, no need for secondary grinding, and reduces material burning. Modified triple chip grind and resharpenable.					
AMER-50CT	8	50	5800	5/8	1						
AMER-48CT	9	48	5200	1	1						
AMER-52CT	10	52	5200	5/8	1						

12

## Master-Band Band Saw Blades



Part #	TPI	Size	Application	Qty	Description
AMER-80115-38EW	14	44-7/8 x 1/2 x .023	3/16" - 3/8", most metals	3	Enhanced beam strength - specifically treated bands of .023 and .025 thicknesses offer increased blade strength, reducing deflection and twisting of blade during severe cutting conditions. Shatter resistant, bi-metal blades bend and resist breaking and extend blade life.
AMER-80116-38EW	18	44-7/8 x 1/2 x .023	3/32" - 1/4" most metals	3	
AMER-80117-38EW	24	44-7/8 x 1/2 x .023	Up to 1/8" most metals	3	

## T2 Technology Hacksaw Blades



Part #	TPI	Size	Application	Description	Qty
AMER-018HE	18	10 x 1/2	Heavy Metal	A revolutionary new blade design that delivers up to 100% longer blade life versus the prior generation of Lenox hacksaw blades. Bi-metal construction allows blades to bend and flex without breaking.	10
AMER-218HE	18	12 x 1/2	Heavy Metal		10
AMER-024HE	24	10 x 1/2	Medium Metal		10
AMER-224HE	24	12 x 1/2	Medium Metal		10
AMER-032HE	32	10 x 1/2	Thin Metal		10
AMER-232HE	32	12 x 1/2	Thin Metal		10

# SHOP SUPPLIES



## Hacksaw Frames

Part #	Description	Qty
AMER-HT50	Highest tension HT50 frame. Unique I-Beam construction allows blade to tension up to 50000psi resulting in fast, straight cuts. Comfortable grip. High tension metal cutting. Convert to a jab saw - accepts any Lenox reciprocating saw blade. Convenient blade storage - can store up to 5 blades.	1
AMER-88300	Lightweight 88300 frame. Multi-purpose mount blade at 90 for flush cutting applications. Easily adjust tension and ergonomic grip. High tension allows the blade to tension up to 20000psi. General purpose cutting.	1



## Bi-Metal Hole Saws

Part #	Dia (in)	Part #	Dia (in)	Part #	Dia (in)	Part #	Dia (in)	Part #	Dia (in)
AMER-9L	9/16	AMER-22L	1-3/8	AMER-36L	2-5/16	AMER-50L	3-1/8	AMER-68L	4-1/4
AMER-10L	5/8	AMER-23L	1-7/16	AMER-37L	2-3/8	AMER-52L	3-1/4	AMER-70L	4-3/8
AMER-11L	11/16	AMER-24L	1-1/2	AMER-40L	2-1/2	AMER-54L	3-3/8	AMER-72L	4-1/2
AMER-12L	3/4	AMER-25L	1-9/16	AMER-41L	2-9/16	AMER-56L	3-1/2	AMER-74L	4-5/8
AMER-13L	13/16	AMER-26L	1-5/8	AMER-42L	2-5/8	AMER-58L	3-5/8	AMER-76L	4-3/4
AMER-14L	7/8	AMER-27L	1-11/16	AMER-43L	2-11/16	AMER-60L	3-3/4	AMER-80L	5
AMER-15L	15/16	AMER-28L	1-3/4	AMER-44L	2-3/4	AMER-62L	3-7/8	AMER-88L	5-1/2
AMER-16L	1	AMER-29L	1-13/16	AMER-46L	2-7/8	AMER-64L	4	AMER-96L	6
AMER-17L	1-1/16	AMER-30L	1-7/8	AMER-48L	3	AMER-66L	4-1/8		
AMER-18L	1-1/8	AMER-32L	2						
AMER-19L	1-3/16	AMER-33L	2-1/16	Patented Vari-Tooth design resists tooth stripping. Withstands high torque - thick backing plate with hole for drive pins resists damage due to high torque. Tuff Tooth design is reinforced to cut strong and last longer. In quantities of 1.					
AMER-20L	1-1/4	AMER-34L	2-1/8						
AMER-21L	1-5/16	AMER-35L	2-1/4						



## Standard Arbors and Accessories

Split point pilot drill for faster penetration and less walking. In quantities of 1.

Part #	Fits Hole Size	Size (in)	Shank Type	Shank Size	Primary Feature
AMER-1L	9L-19L	9/16 to 1-3/16	Hex	1/2 & Larger	Adjustable Pilot Bit
AMER-2L	20L-96L	1-1/4 to 6	Hex	1/2 & Larger	Enlarging Holes, Adjustable Pilot Bit
AMER-3L	20L-96L	1-1/4 to 6	Solid/Hex	1/2 & Larger	-
AMER-4L	9L-19L	9/16 to 1-3/16	3-Sided	1/4 & Larger	Adjustable Pilot Bit, 3 Flats on Shank
AMER-5L	9L-19L	9/16 to 1-3/16	Hex	3/8 & Larger	9A-19A Arbored Hole Saw
AMER-6L	20L-96L	1-1/4 to 6	Hex	3/8 & Larger	Quick Change Arbor
AMER-7L	24L-96L	1-1/4 to 6	Hex	3/8 & Larger	Plug Ejection Feature
AMER-4321	Pilot Drill	1/4 Chuck Size			Fits Arbors 1L, 2L, or 4L
AMER-56PD	Pilot Drill	1/4 Chuck Size			Fits Arbors 3L, 5L, 6L, or 7L

## Fractional Type 190 AG Jobber Length Drill Bits

Part #	Dia	OA Length	Flute Length	Qty	Part #	Dia	OA Length	Flute Length	Qty
CTD190AG1/16	1/16	1-7/8	7/8	1/12	CTD190AG21/64	21/64	4-5/8	3-5/16	1/6
CTD190AG5/64	5/64	2	1	1/12	CTD190AG11/32	11/32	4-3/4	3-7/16	1/6
CTD190AG3/32	3/32	2-1/4	1-1/4	1/12	CTD190AG23/64	23/64	4-7/8	3-1/2	1/6
CTD190AG7/64	7/64	2-5/8	1-1/2	1/12	CTD190AG3/8	3/8	5	3-5/8	1/6
CTD190AG1/8	1/8	2-3/4	1-5/8	1/12	CTD190AG25/64	25/64	5-1/8	3-3/4	1/6
CTD190AG9/64	9/64	2-7/8	1-3/4	1/12	CTD190AG13/32	13/32	5-1/4	3-7/8	1/6
CTD190AG5/32	5/32	3-1/8	2	1/12	CTD190AG27/64	27/64	5-3/8	3-15/16	1/6
CTD190AG11/64	11/64	3-1/4	2-1/8	1/12	CTD190AG7/16	7/16	5-1/2	4-1/16	1/6
CTD190AG3/16	3/16	3-1/2	2-5/16	1/12	CTD190AG29/64	29/64	5-5/8	4-3/16	1/6
CTD190AG13/64	13/64	3-5/8	2-7/16	1/12	CTD190AG15/32	15/32	5-3/4	4-5/16	1/6
CTD190AG19/64	19/64	3-3/4	2-1/2	1/12	CTD190AG31/64	31/64	5-7/8	4-3/8	1/6
CTD190AG5/16	5/16	3-7/8	2-5/8	1/12	CTD190AG1/2	1/2	6	4-1/2	1/6
CTD190AG21/64	21/64	4	2-3/4	1/12	Manufactured to NAS 907B specification from Premium Hi-Molybdenum Steel. Magnum will substantially outperform cobalt drills in work hardening stainless steel and other tough drilling applications. Low temperature stress relief improves lubricity and toughness. Nitro-carburized.				
CTD190AG17/64	17/64	4-1/8	2-7/8	1/12					
CTD190AG9/32	9/32	4-1/4	2-15/16	1/12					
CTD190AG19/64	19/64	4-3/8	3-1/16	1/6					
CTD190AG5/16	5/16	4-1/2	3-3/16	1/6					

## Letter Type 190 AG Jobber Length Drill Bits

Part #	Letter Size	OA Length	Flute Length	Qty	Part #	Letter Size	OA Length	Flute Length	Qty
CTD190AG-A	A	3-7/8	2-5/8	1/12	CTD190AG-Q	Q	4-3/4	3-7/16	1/6
CTD190AG-B	B	4	2-3/4	1/12	CTD190AG-R	R	4-3/4	3-7/16	1/6
CTD190AG-C	C	4	2-3/4	1/12	CTD190AG-S	S	4-7/8	3-1/2	1/6
CTD190AG-D	D	4	2-3/4	1/12	CTD190AG-T	T	4-7/8	3-1/2	1/6
CTD190AG-E	E	4	2-3/4	1/12	CTD190AG-U	U	5	3-5/8	1/6
CTD190AG-F	F	4-1/8	2-7/8	1/12	CTD190AG-V	V	5	3-5/8	1/6
CTD190AG-G	G	4-1/8	2-7/8	1/12	CTD190AG-W	W	5-1/8	3-3/4	1/6
CTD190AG-H	H	4-1/8	2-7/8	1/12	CTD190AG-X	X	5-1/8	3-3/4	1/6
CTD190AG-I	I	4-1/8	2-7/8	1/12	CTD190AG-Y	Y	5-1/4	3-7/8	1/6
CTD190AG-J	J	4-1/8	2-7/8	1/12	CTD190AG-Z	Z	5-1/4	3-7/8	1/6
CTD190AG-K	K	4-1/4	2-15/16	1/12	Manufactured to NAS 907B specifications from Premium Hi-Molybdenum steel. Magnum will substantially outperform cobalt drills on work hardening stainless steel and other tough drilling applications. Low temperature stress relief improves lubricity and toughness. Nitro-carburized.				
CTD190AG-L	L	4-1/4	2-15/16	1/12					
CTD190AG-M	M	4-3/8	3-1/16	1/6					
CTD190AG-N	N	4-3/8	3-1/16	1/6					
CTD190AG-O	O	4-3/8	3-3/16	1/6					
CTD190AG-P	P	4-3/8	3-5/16	1/6					

12



## Wire Type 190 AG Jobber Length Drill Bits



Part #	Wire Size	OA Length	Flute Length	Qty	Part #	Wire Size	OA Length	Flute Length	Qty
CTD190AG1	1	3-7/8	2-5/8	1/12	CTD190AG24	24	3-1/8	2	1/12
CTD190AG2	2	3-7/8	2-5/8	1/12	CTD190AG25	25	3	1-7/8	1/12
CTD190AG3	3	3-3/4	2-1/2	1/12	CTD190AG26	26	3	1-7/8	1/12
CTD190AG4	4	3-3/4	2-1/2	1/12	CTD190AG27	27	3	1-7/8	1/12
CTD190AG5	5	3-3/4	2-1/2	1/12	CTD190AG28	28	2-7/8	2-7/8	1/12
CTD190AG6	6	3-3/4	2-1/2	1/12	CTD190AG29	29	2-7/8	1-3/4	1/12
CTD190AG7	7	3-5/8	2-7/16	1/12	CTD190AG30	30	2-3/4	1-5/8	1/12
CTD190AG8	8	3-5/8	2-7/16	1/12	CTD190AG31	31	2-3/4	1-5/8	1/12
CTD190AG9	9	3-5/8	2-7/16	1/12	CTD190AG32	32	2-3/4	1-5/8	1/12
CTD190AG10	10	3-5/8	2-7/16	1/12	CTD190AG33	33	2-5/8	1-1/2	1/12
CTD190AG11	11	3-1/2	2-7/16	1/12	CTD190AG34	34	2-5/8	1-1/2	1/12
CTD190AG12	12	3-1/2	2-5/16	1/12	CTD190AG35	35	2-5/8	1-1/2	1/12
CTD190AG13	13	3-1/2	2-5/16	1/12	CTD190AG36	36	2-5/8	1-1/2	1/12
CTD190AG14	14	3-3/8	2-3/16	1/12	CTD190AG37	37	2-1/2	1-7/16	1/12
CTD190AG15	15	3-3/8	2-3/16	1/12	CTD190AG38	38	2-1/2	1-7/16	1/12
CTD190AG16	16	3-3/8	2-3/16	1/12	CTD190AG39	39	2-3/8	1-3/8	1/12
CTD190AG17	17	3-3/8	2-3/16	1/12	CTD190AG40	40	2-3/8	1-3/8	1/12
CTD190AG18	18	3-1/4	2-1/8	1/12	Manufactured to NAS 907B specification from Premium Hi-Molybdenum Steel. Magnum will substantially outperform cobalt drills on work hardening stainless steel and other tough drilling applications. Low temperature stress relief improves lubricity and toughness. Nitro-carburized.				
CTD190AG19	19	3-1/4	2-1/8	1/12					
CTD190AG20	20	3-1/4	2-1/8	1/12					
CTD190AG21	21	3-1/4	2-1/8	1/12					
CTD190AG22	22	3-1/8	2	1/12					
CTD190AG23	23	3-1/8	2	1/12					

## Type 128 AG 3/8" Reduced Shank Magnum Super Premium Jobber Length Drill Bits



Part #	Dia	OA Length	Flute Length	Qty	Part #	Dia	OA Length	Flute Length	Qty
CTD128AG-25/64	25/64	5-1/8	3-3/4	1/6	CTD128AG17/32	17/32	6	4-1/4	1
CTD128AG-13/32	13/32	5-1/4	3-7/8	1/6	CTD128AG-9/16	9/16	6	4-1/4	1
CTD128AG-27/64	27/64	5-3/8	3-15/16	1/6	CTD128AG-19/32	19/32	6	4-1/4	1
CTD128AG-7/16	7/16	5-1/2	4-1/16	1/6	CTD128AG-5/8	5/8	6	4-1/4	1
CTD128AG-29/64	29/64	5-5/8	4-3/16	1/6	135° split point for fast penetration and accurate starting without center punch. Precision ground point, flutes, body, clearance, and drill diameter for ultimate in accuracy and performance. Recommended for use in work with hardening grades for stainless steel and other hard metal drilling applications.				
CTD128AG-15/32	15/32	5-3/4	4-5/16	1/6					
CTD128AG-31/64	31/64	5-7/8	4-3/8	1/6					
CTD128AG-31/64	31/64	5-7/8	4-3/8	1/6					
CTD128AG-1/2	1/2	6	4-1/2	1/6					

## Type 175 AG Magnum Super Premium 3-Flat on Shank 135° Split Point Mechanic Length Drill Bits



Part #	Dia	OA Length	Flute Length	Qty	Part #	Dia	OA Length	Flute Length	Qty
CTD175AG1/16	1/16	1-7/8	7/8	1/12	CTD175AG11/32	11/32	4-1/16	2-9/16	1/6
CTD175AG5/64	5/64	2	1	1/12	CTD175AG23/64	23/64	4-1/8	2-5/8	1/6
CTD175AG3/32	3/32	2-1/4	1-1/4	1/12	CTD175AG3/8	3/8	4-1/4	2-11/16	1/6
CTD175AG7/64	7/64	2-3/4	1-5/16	1/12	CTD175AG25/64	25/64	4-5/16	2-3/4	1/6
CTD175AG1/8	1/8	2-1/2	1-7/16	1/12	CTD175AG13/32	13/32	4-3/8	2-13/16	1/6
CTD175AG9/64	9/64	2-5/8	1-9/16	1/12	CTD175AG27/64	27/64	4-7/16	2-7/8	1/6
CTD175AG5/32	5/32	2-3/4	1-11/16	1/12	CTD175AG7/16	7/16	4-1/2	2-15/16	1/6
CTD175AG11/64	11/64	2-7/8	1-13/16	1/12	CTD175AG29/64	29/64	4-5/8	3	1/6
CTD175AG3/16	3/16	3	1-7/8	1/12	CTD175AG15/32	15/32	4-3/4	3-1/8	1/6
CTD175AG13/64	13/64	3-1/8	1-15/16	1/12	CTD175AG31/64	31/64	4-7/8	3-1/4	1/6
CTD175AG7/32	7/32	3-1/4	2	1/12	CTD175AG1/2	1/2	5	3-3/8	1/6
CTD175AG15/64	15/64	3-3/8	2-1/16	1/12	Special Hi-Molybdenum tool steel. 135° split point for fast penetration and accurate starting without center punch. Precise ground point, flutes, body, clearance, and drill diameter for the ultimate in accuracy and performance. Body and clearance are gold surfaces treated for maximum lubricity.				
CTD175AG1/4	1/4	3-1/2	2	1/12					
CTD175AG17/64	17/64	3-5/8	2-1/8	1/12					
CTD175AG9/32	9/32	3-3/4	2-1/4	1/6					
CTD175AG5/16	5/16	3-7/8	2-3/8	1/6					
CTD175AG21/64	21/64	4	2-1/2	1/6					

## Type 178 AG 3/8" Reduced Shank Magnum Super Premium 135° Split Point 3-Flat on Shank Mechanic Length Drill Bits



Part #	OA Length	Flute Length	Part #	OA Length	Flute Length	Description
CTD178AG13/32	4-3/8	2-13/16	CTD178AG15/32	4-3/4	3-1/8	Reduced shank with flats for positive chuck grip. In quantities of 1/6.
CTD178AG27/64	4-7/16	2-7/8	CTD178AG31/64	4-7/8	3-1/4	
CTD178AG7/16	4-1/2	2-15/16	CTD178AG1/2	5	3-3/8	
CTD178AG29/64	4-5/8	3				

# SHOP SUPPLIES



## Type 150 M42 Cobalt Fractional Jobber Length Drill Bits

Part #	Dia	OA Length	Flute Length	Qty	Part #	Dia	OA Length	Flute Length	Qty
CTD150-3/64	3/64	1-3/4	3/4	1/12	CTD150-19/64	19/64	4-3/8	3-1/16	1/12
CTD150-1/16	1/16	1-7/8	7/8	1/12	CTD150-5/16	5/16	4-1/2	3-3/16	1/12
CTD150-5/64	5/64	2	1	1/12	CTD150-21/64	21/64	4-5/8	3-5/16	1/12
CTD150-3/32	3/32	2-1/4	1-1/4	1/12	CTD150-11/32	11/32	4-3/4	3-7/16	1/12
CTD150-7/64	7/64	2-5/8	1-1/2	1/12	CTD150-23/64	23/64	4-7/8	3-1/2	1/12
CTD150-1/8	1/8	2-3/4	1-5/8	1/12	CTD150-3/8	3/8	5	3-5/8	1/12
CTD150-9/64	9/64	2-7/8	1-3/4	1/12	CTD150-25/64	25/64	5-1/8	3-3/4	1/12
CTD150-5/32	5/32	3-1/8	2	1/12	CTD150-13/32	13/32	5-1/4	3-7/8	1/12
CTD150-11/64	11/64	3-1/4	2-1/8	1/12	CTD150-27/64	27/64	5-3/8	3-15/16	1/12
CTD150-3/16	3/16	3-1/2	2-5/16	1/12	CTD150-7/16	7/16	5-1/2	4-1/16	1/12
CTD150-13/64	13/64	3-5/8	2-7/16	1/12	CTD150-29/64	29/64	5-5/8	4-3/16	1/12
CTD150-7/32	7/32	3-3/4	2-1/2	1/12	CTD150-15/32	15/32	5-3/4	4-5/16	1/12
CTD150-15/64	15/64	3-7/8	2-5/8	1/12	Manufactured from M42 HSS containing 8% cobalt which increases high red hardness. Cobalt drills require rigidly held positive feed drilling equipment. Manufactured to NAS 907J specifications.				
CTD150-1/4	1/4	4	2-3/4	1/12					
CTD150-17/64	17/64	4-1/8	2-7/8	1/12					
CTD150-9/32	9/32	4-1/4	2-15/16	1/12					

## Type XGT Fractional Extra Length Drill Bits

Part #	Size	OA Length	Flute Length	Qty	Part #	Size	OA Length	Flute Length	Qty
CTDXGT11/8-6	1/8 x 6	1-7/8	7/8	1/3	CTDXGT11/32-9	11/32 x 9	4-7/8	3-1/4	1/3
CTDXGT9/64-6	9/64 x 6	2	1	1/3	CTDXGT3/8-9	3/8 x 9	9	6	1
CTDXGT5/32-6	5/32 x 6	2-1/4	1-1/4	1/3	CTDXGT7/16-9	7/16 x 9	9	6	1
CTDXGT11/64-6	11/64 x 6	2-3/8	1-5/16	1/3	CTDXGT1/2-9	1/2 x 9	9	6	1
CTDXGT3/16-6	3/16 x 6	2-1/2	1-7/16	1/3	CTDXGT1/8-12	1/8 x 12	12	9	1/3
CTDXGT13/64-6	13/64 x 6	2-5/8	1-9/16	1/3	CTDXGT9/64-12	9/64 x 12	12	9	1/3
CTDXGT7/32-6	7/32 x 6	2-3/4	1-11/16	1/3	CTDXGT5/32-12	5/32 x 12	12	9	1/3
CTDXGT15/64-6	15/64 x 6	2-7/8	1-13/16	1/3	CTDXGT11/64-12	11/64 x 12	12	9	1/3
CTDXGT1/4-6	1/4 x 6	3	1-7/8	1/3	CTDXGT3/16-12	3/16 x 12	12	9	1/3
CTDXGT9/32-6	9/32 x 6	3-1/8	1-15/16	1/3	CTDXGT13/64-12	13/64 x 12	12	9	1/3
CTDXGT5/16-6	5/16 x 6	3-1/4	2	1/3	CTDXGT7/32-12	7/32 x 12	12	9	1/3
CTDXGT11/32-6	11/32 x 6	3-3/8	2-1/16	1/3	CTDXGT15/64-12	15/64 x 12	12	9	1/3
CTDXGT3/8-6	3/8 x 6	3-1/2	2	1	CTDXGT1/4-12	1/4 x 12	12	9	1/3
CTDXGT13/32-6	13/32 x 6	3-5/8	2-1/8	1	CTDXGT9/32-12	9/32 x 12	12	9	1/3
CTDXGT7/16-6	7/16 x 6	3-3/4	2-1/4	1	CTDXGT5/16-12	5/16 x 12	12	9	1/3
CTDXGT1/2-6	1/2 x 6	3-7/8	2-3/8	1	CTDXGT11/32-12	11/32 x 12	12	9	1/3
CTDXGT1/8-9	1/8 x 9	4	2-1/2	1/3	CTDXGT3/8-12	3/8 x 12	12	9	1
CTDXGT9/64-9	9/64 x 9	4-1/16	2-9/16	1/3	CTDXGT7/16-12	7/16 x 12	12	9	1
CTDXGT5/32-9	5/32 x 9	4-1/8	2-5/8	1/3	CTDXGT1/2-12	1/2 x 12	12	9	1
CTDXGT11/64-9	11/64 x 9	4-3/16	2-11/16	1/3	Gyroidal Torsion flute and wide land construction yield exceptional performance in deep hole drilling applications. Recommended for work hardening grades of stainless steel and other hard metal drilling operations. Will drill 12 or more diameters deep without drill removal to clear chips. Feed rates may be twice that of standard drills.				
CTDXGT3/16-9	3/16 x 9	4-1/4	2-11/16	1/3					
CTDXGT13/64-9	13/64 x 9	4-5/16	2-3/4	1/3					
CTDXGT7/32-9	7/32 x 9	4-3/8	2-13/16	1/3					
CTDXGT15/64-9	15/64 x 9	4-7/16	2-7/8	1/3					
CTDXGT1/4-9	1/4 x 9	4-1/2	2-15/16	1/3					
CTDXGT9/32-9	9/32 x 9	4-5/8	3	1/3					
CTDXGT6/16-9	5/16 x 9	4-3/4	3-1/8	1/3					

12



## Type 130 AG Heavy Duty Fractional 1/2" Reduced Shank Magnum Super Premium 3 Flats on Shank 135° Split Point Drill Bits

Part #	Size	OA Length	Qty	Part #	Size	OA Length	Qty	Part #	Size	OA Length	Qty
CTD130AG33/64	33/64	6	1	CTD130AG25/32	25/32	6	1	CTD130AG1	1	6	1
CTD130AG17/32	17/32	6	1	CTD130AG51/64	51/64	6	1	CTD130AG1-1/32	1-1/32	6	1
CTD130AG35/64	35/64	6	1	CTD130AG13/16	13/16	6	1	CTD130AG1-1/16	1-1/16	6	1
CTD130AG9/16	9/16	6	1	CTD130AG53/64	53/64	6	1	CTD130AG1-3/32	1-3/32	6	1
CTD130AG37/64	37/64	6	1	CTD130AG27/32	27/32	6	1	CTD130AG1-1/8	1-1/8	6	1
CTD130AG19/32	19/32	6	1	CTD130AG55/64	55/64	6	1	CTD130AG1-5/32	1-5/32	6	1
CTD130AG39/64	39/64	6	1	CTD130AG7/8	7/8	6	1	CTD130AG1-3/16	1-3/16	6	1
CTD130AG5/8	5/8	6	1	CTD130AG57/64	57/64	6	1	CTD130AG1-7/32	1-7/32	6	1
CTD130AG41/64	41/64	6	1	CTD130AG29/32	29/32	6	1	CTD130AG1-1/4	1-1/4	6	1
CTD130AG21/32	21/32	6	1	CTD130AG59/64	59/64	6	1	CTD130AG1-5/16	1-5/16	6	1
CTD130AG43/64	43/64	6	1	CTD130AG15/16	15/16	6	1	CTD130AG1-3/8	1-3/8	6	1
CTD130AG11/16	11/16	6	1	CTD130AG61/64	61/64	6	1	CTD130AG1-7/16	1-7/16	6	1
CTD130AG45/64	45/64	6	1	CTD130AG31/32	31/32	6	1	CTD130AG1-1/2	1-1/2	6	1
CTD130AG23/32	23/32	6	1	CTD130AG63/64	63/64	6	1	Special Hi-Molybdenum tool steel and one piece solid construction. Recommended for use in work hardening grades of stainless steel and other hard metal drilling applications. Body clearance are gold surface treated for maximum lubricity.			
CTD130AG27/47	27/64	6	1								
CTD130AG3/4	3/4	6	1								
CTD130AG49/64	49/64	6	1								

## Type 23 AG Taper Style HSS Straight Flute Taps



Part #	Dia	OA Length	GH Limit	Qty	Part #	Dia	OA Length	GH Limit	Qty
CTD23AG2/56	2-56	3	2	1/3	CTD23AG5/8-11	5/8-11	4	3	1
CTD23AG3/48	3-48	3	2	1/3	CTD23AG5/8-18	5/8-18	4	3	1
CTD23AG4/40	4-40	3	2	1/3	CTD23AG3/4-10	3/4-10	4	4	1
CTD23AG5/40	5-40	3	2	1/3	CTD23AG3/4-16	3/4-16	4	4	1
CTD23AG6/32	6-32	3	3	1/3	CTD23AG7/8-9	7/8-9	4	4	1
CTD23AG6/40	6-40	3	2	1/3	CTD23AG7/8-14	7/8-14	4	4	1
CTD23AG8/32	8-32	4	3	1/3	CTD23AG1-8	1-8	4	4	1
CTD23AG8/36	8-36	4	2	1/3	CTD23AG1-12	1-12	4	4	1
CTD23AG10/24	10-24	4	3	1/3	CTD23AG1-14	1-14	4	4	1
CTD23AG10/32	10-32	4	3	1/3	CTD23AG1-1/8-7	1-1/8-7	4	4	1
CTD23AG12/24	12-24	4	3	1/3	CTD23AG1-1/8-12	1-1/8-12	4	4	1
CTD23AG12/28	12-28	4	3	1/3	CTD23AG1-1/4-7	1-1/4-7	4	4	1
CTD23AG1/4-20	1/4-20	4	3	1/3	CTD23AG1-1/4-12	1-1/4-12	6	4	1
CTD23AG1/4-28	1/4-28	4	3	1/3	CTD23AG1-3/8-6	1-3/8-6	4	4	1
CTD23AG5/16-18	5/16-18	4	3	1/3	CTD23AG1-3/8-12	1-3/8-12	6	4	1
CTD23AG5/16-24	5/16-24	4	3	1/3	CTD23AG1-1/2-6	1-1/2-6	4	4	1
CTD23AG3/8-16	3/8-16	4	3	1/3	CTD23AG1-1/2-12	1-1/2-12	6	4	1
CTD23AG3/8-24	3/8-24	4	3	1/3	Precise ground threads for the ultimate in accuracy and performance. High performance taps are available in complete sets of one taper, plug, and bottom tap of the same size. For general use in production tapping or hand operations. Taper Style - 8 to 10 threads chamfered for easy thread starting in tough materials. For general use when tapping into the bottom of the hole is not critical. This is the most widely used style.				
CTD23AG7/16-14	7/16-14	4	3	1/3					
CTD23AG7/16-20	7/16-20	4	3	1/3					
CTD23AG1/2-13	1/2-13	4	3	1/3					
CTD23AG1/2-20	1/2-20	4	3	1/3					
CTD23AG9/16-12	9/16-12	4	3	1					
CTD23AG9/16-18	9/16-18	4	3	1					

## Type 24 AG Plug Style HSS Straight Flute Taps



Part #	Dia	OA Length	GH Limit	Qty	Part #	Dia	OA Length	GH Limit	Qty
CTD24AG2/56	2-56	3	2	1/3	CTD24AG5/8-11	5/8-11	4	3	1
CTD24AG3/48	3-48	3	2	1/3	CTD24AG5/8-18	5/8-18	4	3	1
CTD24AG4/40	4-40	3	2	1/3	CTD24AG3/4-10	3/4-10	4	4	1
CTD24AG5/40	5-40	3	2	1/3	CTD24AG3/4-16	3/4-16	4	4	1
CTD24AG6/32	6-32	3	3	1/3	CTD24AG7/8-9	7/8-9	4	4	1
CTD24AG6/40	6-40	3	2	1/3	CTD24AG7/8-14	7/8-14	4	4	1
CTD24AG8/32	8-32	4	3	1/3	CTD24AG1-8	1-8	4	4	1
CTD24AG8/36	8-36	4	2	1/3	CTD24AG1-12	1-12	4	4	1
CTD24AG10/24	10-24	4	3	1/3	CTD24AG1-14	1-14	4	4	1
CTD24AG10/32	10-32	4	3	1/3	CTD24AG1-1/8-7	1-1/8-7	4	4	1
CTD24AG12/24	12-24	4	3	1/3	CTD24AG1-1/8-12	1-1/8-12	4	4	1
CTD24AG12/28	12-28	4	3	1/3	CTD24AG1-1/4-7	1-1/4-7	4	4	1
CTD24AG1/4-20	1/4-20	4	3	1/3	CTD24AG1-1/4-12	1-1/4-12	6	4	1
CTD24AG1/4-28	1/4-28	4	3	1/3	CTD24AG1-3/8-6	1-3/8-6	4	4	1
CTD24AG5/16-18	5/16-18	4	3	1/3	CTD24AG1-3/8-12	1-3/8-12	6	4	1
CTD24AG5/16-24	5/16-24	4	3	1/3	CTD24AG1-1/2-6	1-1/2-6	4	4	1
CTD24AG3/8-16	3/8-16	4	3	1/3	CTD24AG1-1/2-12	1-1/2-12	6	4	1
CTD24AG3/8-24	3/8-24	4	3	1/3	Precise ground threads for the ultimate in accuracy and performance. High performance taps are available in complete set of one taper, plug, and bottom tap of the same size. For general use in production tapping or hand operations. Plug Style - 3 to 5 threads chamfered for general use when tapping to the bottom of the hole is not critical - this is the most widely used style.				
CTD24AG7/16-14	7/16-14	4	3	1/3					
CTD24AG7/16-20	7/16-20	4	3	1/3					
CTD24AG1/2-13	1/2-13	4	3	1/3					
CTD24AG1/2-20	1/2-20	4	3	1/3					
CTD24AF9/16-12	9/16-12	4	3	1					
CTD14AG9/16-18	9/16-18	4	3	1					

## Type 25 AG Bottom Style HSS Straight Flute Taps



Part #	Dia	OA Length	GH Limit	Qty	Part #	Dia	OA Length	GH Limit	Qty
CTD25AG2/56	2-56	3	2	1/3	CTD25AG9/16-12	9/16-12	4	3	1
CTD25AG3/48	3-48	3	2	1/3	CTD25AG9/16-18	9/16-18	4	3	1
CTD25AG4/40	4-40	3	2	1/3	CTD25AG5/8-11	5/8-11	4	3	1
CTD25AG5/40	5-40	3	2	1/3	CTD25AG5/8-18	5/8-18	4	3	1
CTD25AG6/32	6-32	3	3	1/3	CTD25AG3/4-10	3/4-10	4	4	1
CTD25AG6/40	6-40	3	2	1/3	CTD25AG3/4-16	3/4-16	4	4	1
CTD25AG8/32	8-32	4	3	1/3	CTD25AG7/8-9	7/8-9	4	4	1
CTD25AG8/36	8-36	4	2	1/3	CTD25AG7/8-14	7/8-14	4	4	1
CTD25AG10/24	10-24	4	3	1/3	CTD25AG1-8	1-8	4	4	1
CTD25AG10/32	10-32	4	3	1/3	CTD25AG1-12	1-12	4	4	1
CTD25AG12/24	12-24	4	3	1/3	CTD25AG1-14	1-14	4	4	1
CTD25AG12/28	12-28	4	3	1/3	CTD25AG1-1/8-7	1-1/8-7	4	4	1
CTD25AG1/4-20	1/4-20	4	3	1/3	CTD25AG1-1/8-12	1-1/8-12	4	4	1
CTD25AG1/4-28	1/4-28	4	3	1/3	CTD25AG1-1/4-7	1-1/4-7	4	4	1
CTD25AG5/16-18	5/16-18	4	3	1/3	CTD25AG1-1/4-12	1-1/4-12	6	4	1
CTD25AG5/16-24	5/16-24	4	3	1/3	CTD25AG1-3/8-6	1-3/8-6	4	4	1
CTD25AG3/8-16	3/8-16	4	3	1/3	CTD25AG1-3/8-12	1-3/8-12	6	4	1
CTD25AG3/8-24	3/8-24	4	3	1/3	CTD25AG1-1/2-6	1-1/2-6	4	4	1
CTD25AG7/16-14	7/16-14	4	3	1/3	CTD25AG1-1/2-12	1-1/2-12	6	4	1
CTD25AG7/16-20	7/16-20	4	3	1/3	Precise ground threads for the ultimate in accuracy and performance. Bottoming Style - 1-1/2 threads chamfered to use after threads have been started for tapping to the bottom of the hole.				
CTD25AG1/2-13	1/2-13	4	3	1/3					
CTD25AG1/2-20	1/2-20	4	3	1/3					

# SHOP SUPPLIES

## Type 26 AG Bottom Style HSS Straight Flute Taps



Part #	Dia	OA Length	GH Limit	Qty	Part #	Dia	OA Length	GH Limit	Qty
CTD26AG2/56	2-56	3	2	1/3	CTD26AG9/16-18	9/16-18	4	3	1
CTD26AG3/48	3-48	3	2	1/3	CTD26AG5/8-11	5/8-11	4	3	1
CTD26AG4/40	4-40	3	2	1/3	CTD26AG5/8-18	5/8-18	4	4	1
CTD26AG5/40	5-40	3	2	1/3	CTD26AG3/4-10	3/4-10	4	4	1
CTD26AG6/32	6-32	3	3	1/3	CTD26AG3/4-16	3/4-16	4	4	1
CTD26AG6/40	6-40	3	2	1/3	CTD26AG7/8-9	7/8-9	4	4	1
CTD26AG8/32	8-32	4	3	1/3	CTD26AG7/8-14	7/8-14	4	4	1
CTD26AG8/36	8-36	4	2	1/3	CTD26AG1-8	1-8	4	4	1
CTD26AG10/24	10-24	4	3	1/3	CTD26AG1-12	1-12	4	4	1
CTD26AG10/32	10-32	4	3	1/3	CTD26AG1-14	1-14	4	4	1
CTD26AG12/24	12-24	4	3	1/3	CTD26AG1-1/8-7	1-1/8-7	4	4	1
CTD26AG12/28	12-28	4	3	1/3	CTD26AG1-1/8-12	1-1/8-12	4	4	1
CTD26AG1/4-20	1/4-20	4	3	1/3	CTD26AG1-1/4-7	1-1/4-7	4	4	1
CTD26AG1/4-28	1/4-28	4	3	1/3	CTD26AG1-1/4-12	1-1/4-12	6	4	1
CTD26AG5/16-18	5/16-18	4	3	1/3	CTD26AG1-3/8-6	1-3/8-6	4	4	1
CTD26AG5/16-24	5/16-24	4	3	1/3	CTD26AG1-3/8-12	1-3/8-12	6	4	1
CTD26AG3/8-16	3/8-16	4	3	1/3	CTD26AG1-1/2-6	1-1/2-6	4	4	1
CTD26AG3/8-24	3/8-24	4	3	1/3	CTD26AG1-1/2-12	1-1/2-12	6	4	1
CTD26AG7/16-14	7/16-14	4	3	1/3					
CTD26AG7/16-20	7/16-20	4	3	1/3					
CTD26AG1/2-13	1/2-13	4	3	1/3					
CTD26AG1/2-20	1/2-20	4	3	1/3					
CTD26AG9/16-12	9/16-12	4	3	1					

Precise ground threads for the ultimate in accuracy and performance. Taper Style: starts the thread square with work piece. Plug Style: generally used in through holes or in blind holes with sufficient clearance. Bottoming Style: 1-1/2 threads chamfered to use after threads have been started for tapping to the bottom of the hole.

## Type 31 AG Taper Style HSS Metric Straight Flute Taps



Part #	Metric Size	Pitch	Flute Length	Pitch Limit	Qty	Part #	Metric Size	Pitch	Flute Length	Pitch Limit	Qty
CTD31AGM2.5X.45	2.5	.45	2	D-3	1/3	CTD31AGM16X1.50	16	1.50	4	D-6	1
CTD31AGM3.0X.50	3.0	.50	3	D-3	1/3	CTD31AGM16X2.00	16	2.00	4	D-7	1
CTD31AGM3.5X.60	3.5	.60	6	D-4	1/3	CTD31AGM18X2.50	18	2.50	4	D-7	1
CTD31AGM4.0X.70	4.0	.70	4	D-4	1/3	CTD31AGM20X2.50	20	2.50	4	D-7	1
CTD31AGM4.5X.75	4.5	.75	4	D-4	1/3	CTD31AGM24X3.00	24	3.00	4	D-8	1
CTD31AGM5.0X.80	5.0	.80	4	D-4	1/3	CTD31AGM27X3.00	27	3.00	4	D-8	1
CTD31AGM6.0X1.00	6.0	1.00	4	D-5	1/3	CTD31AGM30X3.50	30	3.50	4	D-8	1
CTD31AGM7.0X1.00	7.0	1.00	4	D-5	1/3	CTD31AGM33X3.50	33	3.50	4	D-8	1
CTD31AGM8.0X1.00	8.0	1.00	4	D-5	1/3	CTD31AGM36X4.00	36	4.00	4	D-8	1
CTD31AGM8.0X1.25	8.0	1.25	4	D-5	1/3	CTD31AGM39X4.00	39	4.00	4	D-8	1
CTD31AGM10X1.25	10	1.25	4	D-5	1/3						
CTD31AGM10X1.50	10	1.50	4	D-6	1/3						
CTD31AGM12X1.25	12	1.25	4	D-5	1/3						
CTD31AGM12X1.75	12	1.75	4	D-6	1/3						
CTD31AGM14X1.50	14	1.50	4	D-6	1						
CTD31AGM14X2.00	14	2.00	4	D-7	1						

Precise ground threads for the ultimate in accuracy and performance. Taper Style: Starts the thread square with work piece. Plug Style: Generally used in through holes or in blind holes with sufficient clearance. Bottoming Style: 1-1/2 threads chamfered to use after threads have been started for tapping to the bottom of the hole.

## Type 32 AG Plug Style HSS Metric Straight Flute Taps



Part #	Metric Size	Pitch	Flute Length	Pitch Limit	Qty	Part #	Metric Size	Pitch	Flute Length	Pitch Limit	Qty
CTD32AGM2.5X.45	2.5	.45	2	D-3	1/3	CTD32AGM16X2.00	16	2.00	4	D-7	1
CTD32AGM3.0X.50	3.0	.50	3	D-3	1/3	CTD32AGM18X2.50	18	2.50	4	D-7	1
CTD32AGM3.5X.60	3.5	.60	6	D-4	1/3	CTD32AGM20X2.50	20	2.50	4	D-7	1
CTD32AGM4.0X.70	4.0	.70	4	D-4	1/3	CTD32AGM24X3.00	24	3.00	4	D-8	1
CTD32AGM4.5X.75	4.5	.75	4	D-4	1/3	CTD32AGM27X3.00	27	3.00	4	D-8	1
CTD32AGM5.0X.80	5.0	.80	4	D-4	1/3	CTD32AGM30X3.50	30	3.50	4	D-8	1
CTD32AGM6.0X1.00	6.0	1.00	4	D-5	1/3	CTD32AGM33X3.50	33	3.50	4	D-8	1
CTD32AGM7.0X1.00	7.0	1.00	4	D-5	1/3	CTD32AGM36X4.00	36	4.00	4	D-8	1
CTD32AGM8.0X1.00	8.0	1.00	4	D-5	1/3	CTD32AGM39X4.00	39	4.00	4	D-8	1
CTD32AGM8.0X1.25	8.0	1.25	4	D-5	1/3						
CTD32AGM10X1.25	10	1.25	4	D-5	1/3						
CTD32AGM10X1.50	10	1.50	4	D-6	1/3						
CTD32AGM12X1.25	12	1.25	4	D-5	1/3						
CTD32AGM12X1.75	12	1.75	4	D-6	1/3						
CTD32AGM14X1.50	14	1.50	4	D-6	1						
CTD32AGM14X2.00	14	2.00	4	D-7	1						
CTD32AGM16X1.50	16	1.50	4	D-6	1						

Precision ground threads for the ultimate in accuracy and performance. Taper, plug, and bottoming styles provide great versatility in tough materials, both blind and through holes. For general use in production tapping or hand option. Taper Style: Starts the thread square with work piece. Plug Style: Generally used in through holes or in blind holes with sufficient clearance. Bottoming Style: Generates the thread to the bottom of blind holes.

12



## Type 33 AG Bottom Style HSS Metric Straight Flute Taps



Part #	Metric Size	Pitch	Flute Length	Pitch Limit	Qty	Part #	Metric Size	Pitch	Flute Length	Pitch Limit	Qty
CTD33AGM2.0X.40	2.0	.40	3	D-3	1	CTD33AGM14X2.00	14	2.00	4	D-7	1
CTD33AGM2.5X.45	2.5	.45	2	D-3	1/3	CTD33AGM16X1.50	16	1.50	4	D-6	1
CTD33AGM3.0X.50	3.0	.50	3	D-3	1/3	CTD33AGM16X2.00	16	2.00	4	D-7	1
CTD33AGM3.5X.60	3.5	.60	6	D-4	1/3	CTD33AGM18X2.50	18	2.50	4	D-7	1
CTD33AGM4.0X.70	4.0	.70	4	D-4	1/3	CTD33AGM20X2.50	20	2.50	4	D-7	1
CTD33AGM4.5X.75	4.5	.75	4	D-4	1/3	CTD33AGM24X3.00	24	3.00	4	D-8	1
CTD33AGM5.0X.80	5.0	.80	4	D-4	1/3	CTD33AGM27X3.00	27	3.00	4	D-8	1
CTD33AGM6.0X1.00	6.0	1.00	4	D-5	1/3	CTD33AGM30X3.50	30	3.50	4	D-8	1
CTD33AGM7.0X1.00	7.0	1.00	4	D-5	1/3	CTD33AGM33X3.50	33	3.50	4	D-8	1
CTD33AGM8.0X1.00	8.0	1.00	4	D-5	1/3	CTD33AGM36X4.00	36	4.00	4	D-8	1
CTD33AGM8.0X1.25	8.0	1.25	4	D-5	1/3	CTD33AGM39X4.00	39	4.00	4	D-8	1
CTD33AGM10X1.25	10	1.25	4	D-5	1/3	Precision ground threads for the ultimate in accuracy and performance. Taper, plug, and bottoming styles provide great versatility in tough materials, both blind and through holes. For general use in production tapping or hand operation. Bottoming Style: Generates the thread to the bottom of the blind holes.					
CTD33AGM10X1.50	10	1.50	4	D-6	1/3						
CTD33AGM12X1.25	12	1.25	4	D-5	1/3						
CTD33AGM12X1.50	12	1.50	4	D-3	1						
CTD33AGM12X1.75	12	1.75	4	D-6	1/3						
CTD33AGM14X1.50	14	1.50	4	D-6	1						

## Type 30 AG Magnum Super Premium Taper Pipe Taps



Part #	NPT Flute Length	# of Flutes	OA Length	Shank Dia	Tap Drill	Description	Qty
CTD30AG1/16-27	1/16-27	4	2-1/8	.3125	D	Special Hi-Tungsten and Hi-Molybdenum tool steels, black surface treated threads for wear resistance and gold surface treated body for rich, high quality appearance.	1
CTD30AG1/8-27	1/8-27	4	2-1/8	.4375	11/32		1
CTD30AG1/4-18	1/4-18	4	2-7/16	.5625	7/16		1
CTD30AG3/8-18	3/8-18	4	2-9/16	.7000	37/64		1
CTD30AG1/2-14	1/2-14	4	3-1/8	.8675	23/32		1
CTD30AG3/4-14	3/4-14	5	3-1/4	.9063	59/64		1
CTD30AG1-11-1/2	1-11-1/2	5	3-3/4	1.250	1-5/32		1
CTD30AG1-1/2-11-1/2	1-1/2-11-1/2	7	4-1/4	.5000	1-47/64		1
CTD30AG2-11-1/2	2-11-1/2	7	4-1/2	.8750	2-7/32		1

## Type 40 AG Combination Drill and Tap



Part #	Size	Qty	Part #	Size	Qty	Part #	Size	Qty
CTD40AG-5/40	5-40	1	CTD40AG-12/28	12-28	1	CTD40AG-7/16-14	7/16-14	1
CTD40AG-5/44	5-44	1	CTD40AG-1/4-20	1/4-20	1	CTD40AG-7/16-20	7/16-20	1
CTD40AG-6/32	6-32	1	CTD40AG-1/4-28	1/4-28	1	CTD40AG-1/2-13	1/2-13	1
CTD40AG-6/40	6-40	1	CTD40AG-5/16-18	5/16-18	1	CTD40AG-1/2-20	1/2-20	1
CTD40AG-8/32	8-32	1	CTD40AG-5/16-24	5/16-24	1	Hi-Molybdenum tool steel ensures longer tool life. Combination drill and taps are ideally suited for on-site tapping in construction, maintenance and repair, assembly and production environments.		
CTD40AG-8/36	8-36	1	CTD40AG-3/8-16	3/8-16	1			
CTD40AG-10/24	10-24	1	CTD40AG-3/8-24	3/8-24	1			
CTD40AG-10/32	10-32	1	CTD40AG-5/16-18	5/16-18	1			
CTD40AG-12/24	12-24	1	CTD40AG-5/16-24	5/16-24	1			

## Type 78 AG Ultra Bit Multi-Diameter, 3-Flat on Shank Set



Part #	Size	Hole Size	No Range	Shank Size	Step Increments	Step Thick	Qty	Description
AMER-VB1	1	13	1/8-1/2	1/4	1/32	1/8	1	Special axial and radial flute design speed work piece concentration. Dual flute construction drills clean, accurate holes in thin materials quickly and easily. Use for all thin metal, rigid plastics, wood, or composite materials with a thickness equal to or less than the step thickness. 135 split point self centers and easily starts with no pilot hole required. Made in the USA. **3/16 steps at 7/8, 1-1/8, & 3/8 for conduit knockouts.
AMER-VB2	2	8	9/16-1	3/8	1/16	5/32	1	
AMER-VB3	3	9	1/4-3/4	3/8	1/16	5/32	1	
AMER-VB4	4	6	3/16-1/2	1/4	1/16	3/8	1	
AMER-VB7	7	11	1/8-7/8	3/8	1/16	1/16	1	
AMER-VB8	8	12	3/16-7/8	3/8	1/16	1/16	1	
AMER-VB12	12	10	1/4-1-3/8	3/8	1/8	**	1	
AMER-VB12A	13/16	10	13/16-1-3/8	1/2	1/32	5/32	1	
AMER-VB15	1/4A	16	1/4-1-1/8	3/8	1/16	1/16	1	

## Lenox Vari-Bit Step Drill Bits



Part #	Hole Size	Shank Size	Qty	Description
AMER-VB1	1/8, 5/32, 3/16, 7/32, 1/4, 9/32, 5/16, 11/32, 3/8, 13/32, & 7/16	1/4	1	Accurate, burr-free holes - this patented two flute design cuts fast, clean, round holes. Starts on contact - split point design for faster penetration and less walking. Long tool life - steam oxide coating adds durability, enhanced flute design removes chips rapidly.
AMER-VB2	1/2, 9/16, 5/8, 11/16, 3/4, 13/16, 7/8, 15/16, & 1	3/8	1	
AMER-VB3	1/4, 5/16, 3/8, 7/16, 1/2, 9/16, 5/8, 11/16, & 3/4	3/8	1	
AMER-VB4	3/16, 1/4, 5/16, 3/8, 7/16, & 1/2	1/4	1	
AMER-VB6	3/8, & 1/2	1/4	1	
AMER-VB7	7/8 (for 1/2 conduit)	3/8	1	
AMER-VB8	3/16, 5/16, 3/8, 7/16, 1/2, 9/16, 5/8, 11/16, 3/4, 13/16, & 7/8	3/8	1	
AMER-VB9	7/8, 1-1/8, & 1-7/32	3/8	1	
AMER-VB11	7/8, 1-1/8 (for 1/2 & 3/4 conduit)	3/8	1	
AMER-VB12	7/8, 1-1/8, 1-7/32, 1-1/4, & 1-3/8	3/8	1	

# SHOP SUPPLIES

## Type 27 AG High Speed Steel Hex Dies




Part #	OA Length	Qty	Part #	OA Length	Qty	Part #	OA Length	Qty
CTD27AG4/40	1	1/3	CTD27AG3/8-16	1	1/3	CTD27AG9/16-18	1-7/16	1
CTD27AG6/32	1	1/3	CTD27AG3/8-24	1	1/3	CTD27AG5/8-11	1-7/16	1
CTD27AG8/32	1	1/3	CTD27AG7/16-24	1	1/3	CTD27AG5/8-18	1-7/16	1
CTD27AG10/24	1	1/3	CTD27AG7/16-20	1	1/3	CTD27AG3/4-10	1-7/16	1
CTD27AG10/32	1	1/3	CTD27AG1/2-13	1	1/3	CTD27AG3/4-16	1-7/16	1
CTD27AG12/24	1	1/3	CTD27AG1/2-20	1	1/3	CTD27AG1/4-18	1-7/16	1
CTD27AG1/4-20	1	1/3	Special Hi-Molybdenum tool steel, polished gold finish with black surface treated threads for long life and rich appearance. Used for threading rods, bolts, studs, and other pieces requiring external threads. The outside hex configurations allow both wrench and die stock use in threading.					
CTD27AG1/4-28	1	1/3						
CTD27AG5/16-18	1	1/3						
CTD27AG5/16-24	1	1/3						

## Type 27 AG Metric High Speed Steel Hex Dies



Part #	OA Length	Qty	Part #	OA Length	Qty	Part #	OA Length	Qty
CTD27AGM3.0X.50	1	1/3	CTD27AGM10X1.50	1	1/3	CTD27AGM10X1.50	1	1
CTD27AGM3.5X.60	1	1/3	CTD27AGM12X1.75	1	1			
CTD27AGM4.0X.70	1	1/3	Special Hi-Molybdenum tool steel, polished gold finish with black surface treated threads for long life and rich appearance. Used for threading rods, bolts, studs, and other pieces requiring external threads. The outside hex configurations allow both wrench and die stock use in threading.					
CTD27AGM5.0X.80	1	1/3						
CTD27AGM6.0X1.00	1	1/3						
CTD27AGM8.0X1.25	1	1/3						

## Type 190 AG NAS 907B 135° Split Point Black & Gold Magnum Super Premium Jobber Length Drill Bit Kits



Part #	# of Pieces	Sizes	Qty	Part #	# of Pieces	Sizes	Qty
SP-13	13	1/16 - 1/4 by 64ths	1	SP-29P	29	1/16 - 1/2 by 64ths Ultra Dex	1
SP-15	15	1/16 - 1/2 by 32nds	1	SP-60	60	#1 - 60	1
SP-21	21	1/16 - 3/8 by 64ths	1	SP-115	115	1/16 - 1/2 by 64ths, A-Z, & 1-60	1
SP-26	26	1/16 - 1/4 by 64ths	1	For use in work hardening grades of stainless steel and other hard metal drilling applications. Body and clearance are gold surface treated for maximum lubricity.			
SP-29	29	1/16 - 1/2 by 64ths	1				

## Type 170 AG Metric Type 135° Split Point Black & Gold Magnum Super Premium 25-Piece Jobber Length Drill Bit Kits



Part #	Sizes	Qty	Description
SP-25M	1.0mm - 13.0mm x .5mm	1	For use in work hardening grades of stainless steel and other hard metal drilling applications.

## Type 175 AG 135° Split Point Black & Gold Magnum Super Premium, 3-Flat on Shank, 3/16 & Larger Mechanics Length Drill Bit Kits



Part #	# of Pieces	Sizes	Qty	Part #	# of Pieces	Sizes	Qty
SPM-15	15	1/16 - 3/8 by 64ths	1	SPM-29P	29	1/16 - 3/8 by 64ths Ultra Dex	1
SPM-21	21	1/16 - 3/8 by 64ths	1				
SPM-29	29	1/16 - 1/2 by 64ths	1				
For use in work hardening grades of stainless steel and other hard metal drilling applications. Designed for hand-held drills.							

## Type 178 AG 3/8" Reduced Shank 135 Split Point Black & Gold Magnum Super Premium 3-Flat Shank 29-Piece Mechanics Length Drill Bit Kit



Part #	# of Pieces	Sizes	Quantity
RSPM-29	29	1/16 - 1/2 by 64ths (3/8 shank)	1

## 58-Piece Straight Flute Plug, Taps, and Hex Dies Magnum Super Premium Set



Part #	Flute, Taps, & Dies Sizes				Description
CTD61680	6-32, 8-32, 10-24, 10-32, 12-24, 1/4-20, 1/4-28, 5/16-18, 5/16-24, 3/8-16, 3/8-24, 7/16-14, 7/16-20, 1/2-13, 1/2-20, 9/16-12, 9/16-18, 5/8-11, 5/8-18, 3/4-10, 3/4-16, 1/8-27 NPT, 1/4-18 NPT				HSS Straight Flute Tap and Hex Dies, Straight Handle Tap Wrenches, Die Stocks, T-Hand Tap Wrench, Screw Driver, and Spiral Flute Extractor, and Screw Pitch Gauge. Special Hi-Tungsten and Hi-Molybdenum tool steels, gold surface treated for maximum lubricity. Recommended for use in production tapping and drilling in work hardening grades of stainless steel and other hard metal applications. Precision ground tap threads for the ultimate in accuracy and performance.
	Straight Handle Tap Wrenches	Die Stocks	T-Handle Tap Wrench	Screw Driver & Spiral Flute Extractor Sizes	
	#4-1/2 and 1/4" - 3/4"	MED R/H and 1" R/H	0-1/4"	EX1 through EX5	

12

# SHOP SUPPLIES

## 40-Piece Straight Flute Plug, Taps, and Hex Dies Magnum Super Premium Set



Part #	Flute, Taps, & Dies Sizes			Description
CTD35171	4-40, 6-32, 8-32, 10-24, 10-32, 12-24, 1/4-20, 1/4-28, 5/16-18, 5/16-24, 3/8-16, 3/8-24, 7/16-14, 7/16-20, 1/2-13, and 1/2-20			Special Hi-Tungsten and Hi-Molybdenum tool steels, gold surface treated for maximum lubricity. Recommended for use in production tapping and drilling in work hardening grades of stainless steel and other hard metal applications.
	Straight Handle Tap Wrenches	HSS Pipe Tap & Hex Dies Sizes	T-Handle Tap Wrench	
	#4-1/2	0-1/4" & 3/16" - 1/2"	0-1/4" & 3/16" - 1/2"	

## 37-Piece Type 724 Hi-Carbon Tap and Die Set



Part #	Hi-Carbon Steel Plug, Taps, & Hex Dies Sizes	T-Handle Tap Wrench
CTD50120	4-40; 6-32; 8-32; 10-24; 10-32; 12-24; 1/4-20; 1/4-28; 5/16-18; 5/16-24; 3/8-16; 3/8-24; 7/16-14; 7/16-20; 1/2-13; 1/2-20, 1/8-27 NPT Pipe	0-1/4" & 3/16" - 1/2"

## 37-Piece Type 724 Metric Hi-Carbon Tap and Die Set

Part #	Hi-Carbon Steel Plug, Taps, & Hex Dies Sizes	T-Handle Tap Wrench
CTD50150	3mm x .50; 3mm x .60; 4mm x .70; 4mm x .75; 5mm x .80; 5mm x .90; 6mm x 1.00; 7mm x 1.00; 8mm x 1.25; 9mm x 1.00; 10mm x 1.50; 11mm x 1.50; 12mm x 1.50; 12mm x 1.75; and 1/8-27 NPT pipe.	0-1/4" & 3/16" - 1/2"

## 4-Piece 1/2" Shank Type 130 AG Silver Deming Magnum Super Premium 3-Flats on Shank Drill Bit Set



Part #	Sizes	Description	Qty
CTDS&D-4	9/16, 5/8, 3/4, and 1	Made of high carbon tool steel. Plug taps are furnished in all sets.	1

## 8-Piece 1/2" Shank Type 130 AG Silver Deming Magnum Super Premium 3-Flats on Shank Drill Bit Set



Part #	Sizes	Description	Qty
CTDS&D-8	1/2 - 1 by 16ths	Made of high carbon tool steel. Plug taps are furnished in all sets.	1

## Type 925 Closed-Drawer, All-Steel Stacking Unit



Part #	Description	Includes			
CTD96-SP	96-Piece Type 190 AG Fractional Drill Assortment	<b>6 each of</b> 1/16, 3/32, 1/8, 5/32, 11/64, 3/16, 7/32, 1/4; <b>3 each of</b> 5/64, 7/64, 9/64, 13/64, 15/64, 9/32, 5/16, 11/32; <b>2 each of</b> 17/64, 21/64, 23/64, 3/8, 25/64, 13/32, 27/64, 7/16, 29/64, 15/32, 1/2; and <b>1 each of</b> 19/64 & 31/64			
CTD96-SPM	96-Piece Type 175 AG Fractional Drill Assortment	<b>6 each of</b> 1/16, 3/32, 1/8, 5/32, 11/64, 3/16, 7/32, 1/4; <b>3 each of</b> 5/64, 7/64, 9/64, 13/64, 15/64, 9/32, 5/16, 11/32; <b>2 each of</b> 17/64, 21/64, 23/64, 3/8, 25/64, 13/32, 27/64, 7/16, 29/64, 15/32, 1/2; and <b>1 each of</b> 19/64, 31/64			
CTD91-SP	91-Piece Type 170 AG Metric Drill Assortment	<b>5 each of:</b> 2.5, 3.5, 4.5, 5.0, 6.0, 6.5; <b>4 each of:</b> 1.5, 2.0, 3.0, 7.0, 8.0, 8.5; <b>3 each of:</b> 1.0, 4.0, 9.0, 9.5, 10.0, 10.5, 11.0, 12.0; <b>1 each of:</b> 7.5, 11.5, 12.5, 13.0			
CTD13-SP	13-Piece Type 130 AG Silver & Deming	<b>3 each of</b> 9/16, 5/8; <b>2 each of</b> 3/4; <b>1 each of</b> 11/16, 13/16, 7/8, 15/16, 1			
CTD44920	3-Drawer Fractional	CTD44930	5-Drawer Wire	CTD44940	3-Drawer Letter
CTD0930	3-Drawer Metric	CTD43203	4-Drawer Silver & Deming		

12

## Drill and Tap Sets



Part #	Type	190 AG Drills	20 AG Taps	Description
CTD-SP-18TD	USS Spiral Point Magnum Super Premium Drill & Tap Sets	#36, 29, 25, 21, 7, F, 5/16, U, and 27/64	6-40, 8-32, 10-24, 10-32, 1/4-20, 7, 5/16-18, 3/8-16, 7/16-14, 1/2-13	Straight Flute Set includes corresponding drill with tap in a durable metal case.
CTD-SF-18TDC	USS Straight Flute Magnum Super Premium Drill & Tap Sets	#36, 29, 25, 21, 7, F, 5/16, U, and 27/64	6-40, 8-32, 10-24, 10-32, 1/4-20, 7, 5/16-18, 38-16, 7/16-14, 1/2-13*	Straight Flute Set includes corresponding drill with tap in a durable metal case. *24AG Taps
CTD-SF-18TDF	SAE Straight Flute Magnum Super Premium Drill & Tap Sets	#36, 29, 25, 21, 7, F, 5/16, U, 27/64	6-40, 8-32, 10-24, 10-32, 1/4-20, 7, 5/16-18, 7/16-14, 1/2-13	Straight Flute Set includes corresponding drill with tap in a durable metal case. *24AG Taps

# SHOP SUPPLIES



## Type 420 Hi-Carbon Steel Spiral Style Screw and Pipe Extractors

Part #	Screw Dia	Extract Dia	Shank Point	Drill Sink	Qty	Description
CTD420EX-1	3/32 to 5/32	1/8	0.060	5/64	1	Removes broken screws, bolts, threaded parts, and pipes. Broken piece is extracted without damage to the threads. To remove broken threaded part, drill a hole in the end of the broken part (left hand spiral, heavy duty drills are recommended for this drilling operation), insert extractor, then turn counter clockwise using a wrench on the exposed end of the extractor.
CTD420EX-2	5/32 to 7/32	3/16	0.080	7/64	1	
CTD420EX-3	7/32 to 9/32	1/4	1/8	5/32	1	
CTD420EX-4	9/32 to 3/8 & 1/8 Pipe	5/16	3/16	1/4	1	
CTD420EX-5	3/8 to 5/8 & 1/4 Pipe	7/16	1/4	17/64	1	
CTD420EX-6	5/8 to 7/8 & 3/8 Pipe	5/8	3/8	13/32	1	
CTD420EX-7	7/8 to 1-1/8 & 1/2 Pipe	7/8	15/32	17/32	1	
CTD420EX-8	1-1/8 to 1-3/8 & 3/4 Pipe	11/32	3/4	13/16	1	
CTD420EX-9	1-3/8+ and 1 Pipe	1-9/32	1	1-1/8	1	



## Type 421 AG Hi-Carbon Steel Square Style, Forged Super Premium Studout Screw, Stud, and Pipe Extractors

Part #	Screw Dia	Extract Dia	Shank Point	Drill Sink	Description
CTD421AGE-1	3/16 to 9/32	3/16	1/8	1/8	Square shape gives the extractor the ability to remove broken bolts, screws, and pipes with the minimum deformation of the broken part. Will not chew up or expand the object being removed. To remove the broken threaded part, drill hole in the end of the broken part (left hand spiral heavy duty drills are recommended for this drilling operation), insert extractor, then turn counter clockwise using a wrench on the exposed end of the extractor.
CTD421AGE-2	9/32 to 11/32	1/4	11/64	3/16	
CTD421AGE-3	11/32 to 1/2	5/16	7/32	1/4	
CTD421AGE-4	1/2 to 3/4	3/8	9/32	5/16	
CTD421AGE-5	5/8 to 7/8	7/16	21/64	3/8	
CTD421AGE-6	7/8 to 1	1/2	7/16	1/2	
CTD421AGE-7	1 to 1-1/4	5/8	1/2	9/16	
CTD421AGE-8	1-1/8 to 1-3/8 & 3/4 Pipe	11/32	3/4	13/16	
CTD421AGE-9	1-3/8 up & 1 Pipe	1-9/32	1	1-1/8	

## Bolt Extractor Sets

Fast and easy stud removal. Left hand spiral drills often eliminate the need for use of extractor. Drill loosens bolt stud with counter clockwise rotation. 135° split point left hand drill cuts harder metals than a 118° point drill. Most broken studs are work hardened during the breaking process.



Part #	Sizes	Description	Qty
CTDSE-4C	EX 2, 3, 4, 5	Type 420 Spiral Bolt Extractor Set	1
CTDSE-5C	EX 1, 2, 3, 4, 5	Type 420 Spiral Bolt Extractor Set	1
CTDBR-8	EX 2, 3, 4, 3/32, 1/8, 3/16, 1/4	Type 420 Left Hand Drill Bolt Extractor Set	1
CTDBR-10	EX 1, 2, 3, 4, 5, 3/32, 1/8, 3/16, 1/4	Type 420 Left Hand Drill Bolt Extractor Set	1
CTDSQE-4	2, 3, 4, 5	Type 421 AG Bolt Extractor Set	1
CTDBR-8SQ	1, 2, 3, 4, 3/32, 1/8, 3/16, 1/4	Type 421 AG Left Hand Drill Bolt Extractor Set	1

## Type 50 AG 3-Flats on Shank Standard Flute Car Reamers

Part #	Point Dia	Min Start Hole Size	OA Length	Shank Dia	Qty	Part #	Point Dia	Min Start Hole Size	OA Length	Shank Dia	Qty
CTD50AG3/8	.250	5/16	4-5/8	3/8	1	CTD50AG15/16	.585	5/8	6-7/8	1/2	1
CTD50AG1/2	.281	3/8	5-7/8	1/2	1	CTD50AG1	.594	7/8	6-7/8	1/2	1
CTD50AG9/16	.343	7/16	5-7/8	1/2	1	CTD50AG1-1/2	.719	1	6-7/8	1/2	1
CTD50AG5/8	.343	7/16	6-3/8	1/2	1	Specifically designed for the reaming of structural steel plates commonly found in truck frames, rail cars, bridges, and pressure vessels. For use in enlarging previously formed or drilled holes. All tools are constructed with left-hand spiral and right-hand cut.					
CTD50AG11/16	.375	15/32	6-3/8	1/2	1						
CTD50AG3/4	.406	1/2	6-7/8	1/2	1						
CTD50AG13/16	.468	35/64	6-7/8	1/2	1						
CTD50AG7/8	.500	19/32	6-7/8	1/2	1						

## Type 51 AG Super Premium 3-Flats on Shank Fast Spiral, Holes Buster Car Reamers

Part #	Point Dia	Min Start Hole Size	OA Length	Shank Dia	Qty	Part #	Point Dia	Min Start Hole Size	OA Length	Shank Dia	Qty
CTD51AG5/16	.215	17/64	4-5/8	5/16	1	CTD51AG15/16	.585	5/8	6-7/8	1/2	1
CTD51AG3/8	.250	5/16	5-7/8	3/8	1	CTD51AG1	.594	7/8	6-7/8	1/2	1
CTD51AG7/16	.250	3/8	5-7/8	7/16	1	CTD51AG1-1/16	.807	7/8	6-7/8	1/2	1
CTD51AG1/2	.281	3/8	5-7/8	1/2	1	CTD51AG1-1/4	.719	1	6-7/8	1/2	1
CTD51AG9/16	.343	7/16	5-7/8	1/2	1	Special Hi-Tungsten tool steel, gold surface treated body and clearance for maximum lubricity. These reamers are especially designed for the reaming of structural steel plates commonly found in truck frames, rail cars, bridges, and pressure vessels. Fast spiral is more aggressive and is a perfect fit.					
CTD51AG5/8	.343	7/16	6-3/8	1/2	1						
CTD51AG11/16	.375	15/32	6-3/8	1/2	1						
CTD51AG3/4	.405	1/2	6-7/8	1/2	1						
CTD51AG13/16	.468	35/64	6-7/8	1/2	1						
CTD51AG7/8	.500	19/32	6-7/8	1/2	1						



12

## SA Cylinder-Shaped Premium Double-Cut Carbide Burrs with No End Cut



Part #	Cut Dia	Cut Length	Qty	Part #	Cut Dia	Cut Length	Qty	Description
CTDSA-1	1/4	5/8	1	CTDSA-3	3/8	3/4	1	For use on brass, bronze, copper, cast iron, steel, stainless steel, and titanium. For deburring.
CTDSA-1L	1/4	1	1	CTDSA-3L	3/8	1	1	
CTDSA-2	5/16	3/4	1	CTDSA-6	5/8	1	1	

## SA Cylinder-Shaped Premium Aluma-Cut Carbide Burrs with No End Cut



Part #	Cut Dia	Cut Length	Shank Dia	Qty	Part #	Cut Dia	Cut Length	Shank Dia	Qty	Description
CTDSA-5NF	1/2	1	1/4	1	CTDSA-7NF	3/4	1	1/4	1	For use on aluminum, plastic, and zinc.
CTDSA-6NF	5/8	1	1/4	1						

## SB Cylinder-Shaped Premium Double-Cut Carbide Burrs with End Cut



Part #	Cut Dia	Cut Length	Shank Dia	Qty	Part #	Cut Dia	Cut Length	Shank Dia	Qty	Description
CTDSB-1	1/4	5/8	1/4	1	CTDSB-3L	3/8	1-1/2	1/4	1	For use on brass, bronze, copper, cast iron, steel, stainless steel, and titanium. For peripheral milling and face milling.
CTDSB-1L	1/4	1	1/4	1	CTDSB-3X	3/8	1	1/4	1	
CTDSB-3	3/4	3/4	1/4	1	CTDSB-5	1/2	1	1/4	1	

## SC Cylinder-Shaped Premium Double-Cut Carbide Burrs with Radius End



Part #	Cut Dia	Cut Length	Shank Dia	Qty	Part #	Cut Dia	Cut Length	Shank Dia	Qty	Description
CTDSC-1	1/4	5/8	1/4	1	CTDSC-3	3/8	3/4	1/4	1	For deburring brass, bronze, copper, cast iron, steel, stainless steel, and titanium. For surface milling and contouring.
CTDSC-1L	1/4	1	1/4	1	CTDSC-3L	3/8	1	1/4	1	
CTDSC-2	5/16	3/4	1/4	1	CTDSC-5	1/2	1	1/4	1	

## SC Cylinder-Shaped Premium Aluma-Cut Carbide Burrs with Radius End



Part #	Cut Dia	Cut Length	Shank Dia	Qty	Part #	Cut Dia	Cut Length	Shank Dia	Qty	Description
CTDSC-3NF	3/8	3/4	1/4	1	CTDSC-7NF	3/4	1	1/4	1	For use on aluminum, plastic, and zinc. For surface milling and contouring.
CTDSC-5NF	1/2	1	1/4	1						

## SD Ball-Shaped Premium Double-Cut Carbide Burrs



Part #	Cut Dia	Cut Length	Shank Dia	Qty	Part #	Cut Dia	Cut Length	Shank Dia	Qty	Description
CTDSD-1	1/4	1/4	1/4	1	CTDSD-6	5/8	5/8	1/4	1	For use on brass, bronze, copper, cast iron, steel, stainless steel, and titanium. For contouring, hole deburring, and build up welding prep.
CTDSD-3	3/8	3/8	1/4	1						
CTDSD-4	7/16	7/16	1/4	1						
CTDSD-5	1/2	1/2	1/4	1						

## SD Ball-Shaped Premium Aluma-Cut Carbide Burrs



Part #	Cut Dia	Cut Length	Shank Dia	Qty	Description
CTDSD-5NF	1/4	5/8	1/4	1	For use on aluminum, plastic, and zinc. For contouring, hole deburring, and build-up welding prep.

## SE Oval-Shaped Premium Double-Cut Carbide Burrs



Part #	Cut Dia	Cut Length	Shank Dia	Qty	Part #	Cut Dia	Cut Length	Shank Dia	Qty	Description
CTDSE-1	1/4	3/8	1/4	1	CTDSE-6	5/8	1	1/4	1	For use on brass, bronze, copper, cast iron, steel, stainless steel, and titanium. For contouring.
CTDSE-3	3/8	5/8	1/4	1						
CTDSE-5	1/2	7/8	1/4	1						

## SF Tree-Shaped Premium Double-Cut Carbide Burrs



Part #	Cut Dia	Cut Length	Shank Dia	Qty	Part #	Cut Dia	Cut Length	Shank Dia	Qty	Description
CTDSF-1	1/4	5/8	1/4	1	CTDSF-5	1/2	1	1/4	1	For use on brass, bronze, copper, cast iron, steel, stainless steel, and titanium. For narrow contouring.
CTDSF-2	5/16	3/4	1/4	1						

## SF Tree-Shaped Premium Aluma-Cut Carbide Burrs



Part #	Cut Dia	Cut Length	Shank Dia	Qty	Description
CTDSF-3NF	3/8	3/4	1/4	1	For use on aluminum, plastic, and zinc. For narrow contouring.

# SHOP SUPPLIES

## SG Pointed Tree-Shaped Premium Double-Cut Carbide Burrs



Part #	Cut Dia	Cut Length	Shank Dia	Qty	Description
CTDSG-1	1/4	5/8	1/4	1	For use on brass, bronze, copper, cast iron, steel, stainless steel, and titanium. For milling, acute angle, and narrow contouring.
CTDSG-2	5/16	3/4	1/4	1	
CTDSG-5	1/2	1	1/4	1	
CTDSG-6	5/8	1	1/4	1	

## SL Taper-Shaped Radius 14° Angle Premium Double-Cut Carbide Burrs



Part #	Cut Dia	Cut Length	Shank Dia	Qty	Description
CTDSL-1	1/4	5/8	1/4	1	For use on brass, bronze, copper, cast iron, steel, stainless steel, and titanium. For surface machining, narrow contouring, and surfacing.
CTDSL-1L6	1/4	5/8	1/4	1	
CTDSL-2	5/16	7/8	1/4	1	
CTDSL-3	3/8	1-1/16	1/4	1	

## SM Pointed Cone-Shaped Premium Double-Cut Carbide Burrs



Part #	Cut Dia	Cut Length	Shank Dia	Qty	Description
CTDSM-1	1/4	5/8	1/4	1	For use on brass, bronze, copper, cast iron, steel, stainless steel, and titanium. For surface machining and narrow contouring.
CTDSM-2	5/16	3/4	1/4	1	
CTDSM-3	1/2	1	1/4	1	
CTDSM-4	5/8	1	1/4	1	
CTDSM-5	5/8	1	1/4	1	

## Premium Double-Cut Carbide Burr Kits



Part #	# of Pieces	Includes
CTD19669	9	SA-51, SB-51, SC-51, SE-51, SF-51, SG-51, SM-51, SN-51 SA-1, SA-3, SA-5, SC-1, SC-5, SF-1, SF-3, SF-5
CTD19649	9	
CTD19639	9	
CTD19629	9	
CTD19609	8	

## 1/4" Phillips Hex Insert Bit



Part #	Point Size	OA in.	OA mm.	Qty	Part #	Point Size	OA in.	OA mm.	Qty
APEX440-1	1	1	25.4	10	APEX440-3	3	1	25.4	10
APEX440-12	1	2	50.8	10	APEX440-32	3	2	50.8	10
APEX440-2	2	1	25.4	10	APEX440-4	4	1-1/4	31.8	10
APEX440-22	2	2	50.8	10					

## 5/16" Phillips Hex Insert Bit



Part #	Point Size	OA in.	OA mm.	Qty	Part #	Point Size	OA in.	OA mm.	Qty
APEX480-1	1	1-1/4	31.8	5	APEX480-3	3	1-1/4	31.8	5
APEX480-2	2	1-1/4	31.8	5	APEX480-4	4	1-1/4	31.8	5

## 1/4" Phillips Hex Power Drive



Part #	Point Size	Body in.	Body mm.	OA Length	Qty	Part #	Point Size	Body in.	Body mm.	OA Length	Qty
APEX492	2	1/4	6.4	1-15/16	1	APEX493	3	5/16	7.9	1-15/16	1
APEX492-A	2	1/4	6.4	2-3/4	1	APEX493-A	3	5/16	7.9	2-3/4	1
APEX492-B	2	1/4	6.4	3-1/2	1	APEX493-B	3	5/16	7.9	3-1/2	1

## 1/4" Slotted Hex Insert



Part #	OA in.	OA mm.	Blade Thick in.	Blade Thick mm.	Blade Width in.	Blade Width mm.	Screw Size	Qty
APEX445-1	1	25.4	0.034	0.86	3/16	4.58	4F-5R	5
APEX445-2	1	25.4	0.040	1.02	7/32	5.6	6F-8R	5
APEX445-3	1	25.4	0.042	1.07	1/4	6.4	8F-10R	5
APEX445-4	1	25.4	0.046	1.17	9/32	7.1	10F-12R	5

## 5/16" Slotted Hex Insert



Part #	OA in.	OA mm.	Blade Thick in.	Blade Thick mm.	Blade Width in.	Blade Width mm.	Screw Size	Qty
APEX485-2	1-1/2	38.1	0.040	1.02	7/32	5.9	6F-8R	5
APEX485-3	1	38.1	0.042	1.07	1/4	6.4	8F-10R	5
APEX485-4	1	38.1	0.046	1.17	0.293	7.52	10F-12R	5

## 1/4" Torx Hex Insert



Part #	OA in.	OA mm.	A Ref.	Driver Size	Qty	Part #	OA in.	OA mm.	A Ref.	Driver Size	Qty
APEX440-TX10	1	25.4	.107	T-10	1	APEX440-TX30	1	25.4	.216	T-30	1
APEX440-TX15	1	25.4	.128	T-15	1	APEX440-TX40	1	25.4	.260	T-40	1
APEX440-TX20	1	25.4	.151	T-20	1	APEX440-TX45	1-1/4	31.8	.306	T-45	1
APEX440-TX25	1	25.4	.173	T-25	1	APEX440-TX50	1-1/4	31.8	.346	T-50	1
APEX440-TX27	1	25.4	.195	T-27	1	APEX440-TX55	1-1/4	31.8	.440	T-55	1

12

## 1/4" Torx Hex Power Insert



Part #	Body Min in.	Body Min mm.	Body Max in.	Body Max mm.	Driver Size	Qty
APEX490-TX20	0.177	4.50	0.187	4.75	T-20	1
APEX490-TX25	0.177	4.50	0.187	4.75	T-25	1
APEX490-TX27	0.240	6.10	0.250	6.35	T-27	1
APEX490-TX30	0.240	6.10	0.250	6.35	T-30	1
APEX490-TX40	0.305	7.75	0.315	8.00	T-40	1



## 1/4" Torx Hex Tamper-Resistant Insert

Part #	OA in.	OA mm.	A Ref.	Driver Size	Qty	Part #	OA in.	OA mm.	A Ref.	Driver Size	Qty
APEX440-TX10-H	1	25.4	.107	T-10	1	APEX440-TX25-H	1	25.4	.173	T-25	1
APEX440-TX15-H	1	25.4	.128	T-15	1	APEX440-TX27-H	1	25.4	.195	T-27	1
APEX440-TX20-H	1	25.4	.151	T-20	1	APEX440-TX30-H	1	25.4	.216	T-30	1

## 1/4" Socket Head Hex Insert



Part #	OA in.	OA mm.	Hex Size	Cap Screw Size	Set Screw Size	Qty	Part #	OA in.	OA mm.	Hex Size	Cap Screw Size	Set Screw Size	Qty
APEX185-1	1	25.4	3/32	4-5	10	1							
APEX185-9	1	25.4	7/64	6	-	1							
APEX185-2	1	25.4	1/8	8	1/4	1	APEX185-4MM	1-5/16	33.3	4mm	M5	M8	1
APEX185-10	1	25.4	9/64	8	-	1	APEX185-5MM	1-5/16	33.3	5mm	M6	M10	1
APEX185-3	1-5/16	33.3	5/32	10	5/16	1	APEX185-6MM	1-5/16	33.3	6mm	M8	M12	1
APEX185-4	1-5/16	33.3	3/16	1/4	3/8	1	APEX185-7MM	1-1/4	31.7	7mm	-	-	1
APEX185-5	1-5/16	33.3	7/32	-	7/16	1	APEX185-8MM	1-1/4	31.7	8mm	M10	M16	1
APEX185-6	1-5/16	33.3	1/4	5/16	1/2-	1	APEX185-9MM	1-1/4	31.7	9mm	-	-	1
APEX185-7	1-1/4	31.7	5/16	3/8	9/16	1	APEX185-10MM	1-1/4	31.7	10mm	-	-	1
APEX185-8	1-1/4	31.7	3/8	7/16-1/2	5/8	1							



## 5/16" Torx Head Insert

Part #	OA in.	OA mm.	A Ref.	Driver Size	Qty	Part #	OA in.	OA mm.	A Ref.	Driver Size	Qty
APEX480-TX20	1-1/4	31.8	.151	T-20	1	APEX480-TX40	1-1/4	31.8	.306	T-45	1
APEX480-TX25	1-1/4	31.8	.173	T-25	1	APEX480-TX45	1-1/4	31.8	.346	T-50	1
APEX480-TX30	1-1/4	31.8	.216	T-30	1	APEX480-TX55	1-1/4	31.8	.440	T-55	1

## 1/4" Hex Drive for 1/4" Hex Inserts



Part #	OA in.	OA mm.	Qty	Part #	OA in.	OA mm.	Qty	Part #	OA in.	OA mm.	Qty
APEX490	2-1/8	54	5	APEXM490-4	4	102	5				
APEX490-3	3	76	5	APEXM490-2	2	51	5	APEXM490	2-31/32	75	5

## 1/4" Hex Drive for 5/16" Hex Inserts



Part #	OA in.	OA mm.	Qty	Part #	OA in.	OA mm.	Qty
APEX498	2-3/8	60	5	APEXM498	3-1/6	78	5

## 1/4" Female Square Drive



Part #	OA in.	OA mm.	Qty	Part #	OA in.	OA mm.	Qty
APEX825	1	25	5	APEXM825	2-9/32	58	5

## 3/8" Female Square Drive



Part #	OA in.	OA mm.	Qty	Part #	OA in.	OA mm.	Qty
APEX838	1-1/2	38	5	APEXM838	2-23/32	69	5
APEX835	1-1/2	38	5	APEXM835	2-3/4	70	5

## 1/2" Magnetic Hex Drive for 1/4" Hex Inserts



Part #	OA in.	OA mm.	Qty	Part #	OA in.	OA mm.	Qty
APEX858	1-3/4	45	5	APEXM858	2-3/4	70	5
APEX855	1-3/4	45	5	APEXM855	2-3/4	70	5

## 1/4" Hex Drive Nutsetters for Sheet Metal Screws 6 Point Power Drive, SAE



Part #	OA in.	OA mm.	Socket Nose Dia	Qty	Part #	OA in.	OA mm.	Socket Nose Dia	Qty
APEXMDA-08	1/4	1-3/4	7/16	5	APEXMDB-12	3/8	2-9/16	9/16	5
APEXMDA-10	5/16	1-3/4	1/2	5	APEXMDB-14	7/16	2-9/16	5/8	5
APEXMDA-12	3/8	1-3/4	9/16	5	APEXMDC-08	1/4	2-9/16	7/16	5
APEXMDA-14	7/16	2	11/16	5	APEXMDC-10	5/16	2-9/16	1/2	5
APEXMDB-08	1/4	2-9/16	7/16	5	APEXMDC-12	3/8	2-9/16	9/16	5
APEXMDB-10	5/16	2-9/16	1/2	5					

# SHOP SUPPLIES



## Drive Torx Bit Sockets

Part #	Size	Hex Shank	Drive	Length	Qty	Part #	Size	Hex Shank	Drive	Length	Qty
SK42910	T10	1/4	1/4	1.75	1	SK42930	T30	1/4	1/4	1.75	1
SK42915	T15	1/4	1/4	1.75	1	SK45540	T40	5/16	3/8	1.69	1
SK42920	T20	1/4	1/4	1.75	1	SK45545	T45	5/16	3/8	2.00	1
SK42925	T25	1/4	1/4	1.75	1	SK45550	T50	5/16	3/8	2.00	1
SK42927	T27	1/4	1/4	1.75	1	SK45555	T55	5/16	3/8	2.13	1



## Torx Bit Socket Sets

Part #	Description	Part #	Description
SK84209	1/4 Drive Bit Socket Sizes: T10, T15, T20, T25, T27, & T30; 3/8 Drive Bit Socket Sizes: T40, T45, T50, & T55	SK84213	1/4 Drive Bit Socket Sizes: T8, T10, T15, T20, T25, T27, & T30; 3/8 Drive Bit Socket Sizes: T40, T45, T47, T50, & T55; 1/2 Drive Bit Socket Sizes: T60



## Drive Bit Holder Sockets

Part #	Dia	Shank	Drive	Length	Qty	Part #	Dia	Shank	Drive	Length	Qty
SK44498	.50	1/4	1/4	1.06	1	SK45499	T45	5/16	3/8	2.00	1
SK45498	T40	5/16	3/8	1.69	1						



## Fractional Hex Bit Sockets

Part #	Dia	Shank	Drive	Length	Qty	Part #	Dia	Shank	Drive	Length	Qty
SK44306	3/32	1/4	1/4	1.87	1	SK41204	7/64	1/4	3/8	1.69	1
SK44307	7/64	1/4	1/4	1.87	1	SK41205	1/8	1/4	3/8	1.69	1
SK44308	1/8	1/4	1/4	1.87	1	SK41206	9/64	1/4	3/8	1.69	1
SK44309	9/64	1/4	1/4	1.87	1	SK41207	5/32	1/4	3/8	1.69	1
SK44310	5/32	1/4	1/4	1.87	1	SL41208	3/16	1/4	3/8	1.69	1
SK44312	3/16	1/4	1/4	1.87	1	SK41209	7/32	1/4	3/8	1.69	1
SK44314	7/32	1/4	1/4	1.87	1	SK41210	1/4	1/4	3/8	1.69	1
SK44316	1/4	1/4	1/4	1.87	1	SK41211	5/16	5/16	3/8	1.94	1
SK41203	3/32	1/4	3/8	1.69	1	SK41212	3/8	5/16	3/8	1.94	1

## Inch and Metric Inserts - Coarse



Part #	Type	Thread Size	Length	Qty	Part #	Type	Thread Size	Length	Qty
HELR1185-2	Inch	8/32	.246	12	HELK1185-22	Inch	1-3/8	2.062	1
HELR1185-3	Inch	10-24	.285	12	HELK1185-24	Inch	1-1/2	2.250	1
HELR1185-1	Inch	12-24	.324	12	HELR1084-3	Metric	M3	0.5 x 4.5	12
HELR1185-4	Inch	1/4-20	.375	12	HELR1084-4	Metric	M4	0.7 x 6.0	12
HELR1185-5	Inch	5/16-18	.469	12	HELR1084-5	Metric	M5	0.8 x 6.0	12
HELR1185-6	Inch	3/8-16	.562	12	HELR1084-6	Metric	M6	1 x 9.0	12
HELR1185-7	Inch	7/16-14	.656	6	HELR1084-7	Metric	M7	1 x 10.5	12
HELR1185-8	Inch	1/2-13	.750	6	HELR1084-8	Metric	M8	1.25 x 12	12
HELR1185-9	Inch	9/16-12	.844	6	HELR1084-9	Metric	M9	1.25 x 13.5	12
HELR1185-10	Inch	5/8-11	.938	6	HELR1084-10	Metric	M10	1.5 x 15	12
HELR1185-12	Inch	3/4-10	1.125	4	HELR1084-12	Metric	M12	1.75 x 18	6
HELK1185-14	Inch	7/8-9	1.132	1	HELR1084-14	Metric	M14	2 x 21	6
HELK1185-16	Inch	1-8	1.500	1	HELR1084-16	Metric	M16	2 x 24	6
HELK1185-18	Inch	1-1/8	1.688	1	HELR1084-20	Metric	M20	2.5 x 30	4
HELK1185-20	Inch	1-1/4	1.875	1					

## Inch and Metric Inserts - Fine



Part #	Type	Thread Size	Length	Qty	Part #	Type	Thread Size	Length	Qty
HELR1191-3	Inch	10-32	.285	12	HELR1191-20	Inch	1-1/4-12	1.875	1
HELR1191-4	Inch	1/4-28	.375	12	HELR1191-22	Inch	1-3/8-12	2.062	1
HELR1191-5	Inch	5/16-24	.469	12	HELR1191-24	Inch	1-1/2	2.250	1
HELR1191-6	Inch	3/8-24	.562	12	HELR4255-8	Metric	M8 x 1	8.0	12
HELR1191-7	Inch	7/16-20	.656	6	HELR4255-10	Metric	M10 x 1	15.0	12
HELR1191-8	Inch	1/2-20	.750	6	HELR4649-10	Metric	M10 x 1.25	15.0	12
HELR1191-9	Inch	9/16-18	.844	6	HELR4255-11	Metric	M11 x 1	11.0	6
HELR1191-10	Inch	5/8-18	.938	6	HELR4649-11	Metric	M11 x 1.25	16.5	6
HELR1191-12	Inch	3/4-16	1.125	4	HELR4649-12	Metric	M12 x 1.25	18.0	6
HELR1191-14	Inch	7/8-14	1.312	1	HELR3745-12	Metric	M12 x 1.5	18.0	6
HELR1191-16	Inch	1-14	1.500	1	HELR3745-14	Metric	M14 x 1.5	21.0	6
HELR1191-18	Inch	1-1/8-12	1.688	1	HELR3745-16	Metric	M16 x 1.5	14.0	6

## Spark Plug Sav-A-Thread Inserts



Part #	Thread Size	Reach	Qty	Part #	Thread Size	Length	Qty
HELR5326-14S	M14 x 1.25	Short	1	HELR5326-14S-6	M14 x 1.25	Short	6
HELR5326-14N	M14 x 1.25	Normal	1	HELR5326-14N-6	M14 x 1.25	Normal	6
HELR5326-14L	M14 x 1.25	Long	1	HELR5326-14L-6	M14 x 1.25	Long	6



## Spark Plug Wire Inserts



Part #	Thread Size	Reach	Qty	Part #	Thread Size	Reach	Qty
HELR474-4	10-1.0mm	1/2	6	HELR513-13	14-1.25mm	1/2	6
HELR482-1	12-1.25mm	1/2	6	HELR513-10	14-1.25mm	3/4	6
HELR482-2	12-1.25mm	3/4	6	HELR513-20	14-1.25mm	.472	6
HELR512	14-1.25mm	3/8	6	HELR514-6	18-1.5mm	1/2	4
HELR513	14-1.25mm	7/16	6				

## Prewinder Type Tools



Part #	Type	Size	Part #	Type	Size	Part #	Type	Size
HEL7551-2	Inch Coarse	8-32	HEL7552-6	Inch Fine	3/8-24	HEL7751-12	Metric Coarse	M12x1.75
HEL7551-3	Inch Coarse	10-24	HEL7552-7	Inch Fine	7/16-20	HEL7551-16	Metric Coarse	M14x2
HEL7551-1	Inch Coarse	12-24	HEL7552-8	Inch Fine	1/2-20	HEL7551-18	Metric Coarse	M16x2
HEL7551-4	Inch Coarse	1/4-20	HEL7552-9	Inch Fine	9/16-18	HEL7755-10	Metric Fine	M18x2.5
HEL7551-5	Inch Coarse	5/16-18	HEL7535-10	Inch Fine	5/8-18	HEL7756-10	Metric Fine	M10x1
HEL7551-6	Inch Coarse	3/8-16	HEL7535-12	Inch Fine	3/4-16	HEL7756-12	Metric Fine	M10x1.25
HEL7551-7	Inch Coarse	7/16-14	HEL7751-3	Metric Coarse	M3x0.5	HEL7753-12	Metric Fine	M12x1.25
HEL7551-8	Inch Coarse	1/2-13	HEL7751-4	Metric Coarse	M4x0.7	HEL7753-14	Metric Fine	M14x1.5
HEL3724-9	Inch Coarse	9/16-12*	HEL7751-5	Metric Coarse	M5x0.8	HEL7753-16	Metric Fine	M16x1.5
HEL3724-10	Inch Coarse	5/8-11*	HEL7751-6	Metric Coarse	M6x1	HEL7753-18	Metric Fine	M18x1.5
HEL3724-12	Inch Coarse	3/4-10*	HEL7751-7	Metric Coarse	M7x1			
HEL7552-3	Inch Fine	10-32	HEL7751-8	Metric Coarse	M8x1.25			
HEL7552-4	Inch Fine	1/4-28	HEL7751-10	Metric Coarse	M10x1.5			
HEL7552-5	Inch Fine	5/16-24						

\*These industrial tools do not require a prewinder to facilitate installation. They are "T"-Type threaded mandrel tools.

## One-Piece Steel Kit Tools



Part #	Size	Part #	Size	Part #	Size
HEL2288-4	1/4-20	HEL2288-6	3/8-16	HEL2288-8	1/2-13
HEL2288-5	5/16-18	HEL2288-7	7/16-14	HEL2288-10	5/8-11

## Drill-Out Bolt and Stud Extractor

### Drill-Out Individual Tools



Part #	Size	Description
HEL80-250	1/4 or M6	Specially designed drill tip that will not walk or wander even on the rough surface of a broken bolt. Left-hand cutting edge helps to loosen the bolt and possible remove it during drilling. Short drill body helps control the drill tip with ease while allowing easy access to hard to reach bolts. Requires shallow drilling depth so there is less chance of drilling off center and less drilling time. Heat created during drilling helps loosen the bolt making extraction easier.
HEL80-312	5/16 or M8	
HEL80-375	3/8 or M10	

## Drill-Out Kits



Part #	Included	Part #	Included
HEL80-401	4-Piece: 1/4 or M6, 5/16 or M8, 3/8 or M10, and 1/2 or M12	HEL80-701	7-Piece: #5, #6, or M3; #8 or M4; #10, #12, or M5; 1/4 or M6; 5/16 or M8; 3/8 or M10; 1/2 or M12

## Oxygen Sensor Thread Repair Kit



Part #	Description	Qty
HEL4833	Quickly and permanently restore damaged M18 x 1.5 oxygen sensor threads in exhaust manifolds with this kit. No drilling necessary with the piloted reamer tap, resulting in perfect alignment of new tapped hole. Corrosion-resistant stainless steel inserts improve future service ability. Easy to use, works in minutes, and eliminates exhaust manifold replacement.	1

## Spark Plug Repair Kit



Kit Part #	Thread Size	Reach	Inserts per Kit	Tap Part #	Install Tool Part #	Pkg Insert Part #	Pkg Insert Qty	
HEL5523-10	10-1.0mm	1/2	24	HEL1030-10	HEL4971-10	HELR474-4	6	Kit contains a piloted reamer tap (no drilling necessary), an installation tool, and a quantity of inserts. The M12-M14 kit contains several insert lengths to accommodate all spark plug reaches. *Note: Do not use Heli-Coil wire inserts to repair taper seat spark plug ports.
HEL5523-12	12-1.25mm	1/2	12	HEL1030-12	HEL4971-12	HELR482-1	6	
HEL5523-12	12-1.25mm	3/4	12	HEL1030-12	HEL4971-12	HELR482-2	6	
HEL5523-14	14-1.25mm	3/8	6	HEL1030-14	HEL4971-14	HELR512	6	
HEL5523-14	14-1.25mm	7/16	6	HEL1030-14	HEL4971-14	HELR513	6	
HEL5523-14	14-1.25mm	1/2	6	HEL1030-14	HEL4971-14	HELR513-13	6	
HEL5523-14	14-1.25mm	3/4	6	HEL1030-14	HEL4971-14	HELR513-10	6	
HEL5523-14	14-1.25mm	.472	6	HEL1030-14	HEL4971-14	HELR513-20	6	
HEL5523-18	18-1.50mm	1/2	24	HEL1030-18	HEL4971-18	HELR514-16	6	
HEL550	7/8-188	1/2-5/8	10	HEL549	HEL548	HELK518-12	5	

# SHOP SUPPLIES

## Sav-A-Thread Spark Plug Repair Kit

Easiest way to permanently repair stripped spark plug hole threads. Positive mechanical locking feature means the insert will never come out. The piloted reamer tap means no drilling is necessary and perfect alignment of the tapped hole. \*Note: Heli-Coil recommends removing the head before installation to insure chips do not enter cylinder.



Kit Part #	Thread Size	Reach	Inserts per Kit	Tap Part #	Install Tool Part #	Pkg Insert Part #	Pkg Insert Qty
HEL5334-14	M14x1.25	Short	1	HEL5329-14	HEL5332-14	HEL5326-14S	1
HEL5334-14	M14x1.25	Normal	1	HEL5329-14	HEL5332-14	HEL5326-14N	1
HEL5334-14	M14x1.25	Long	1	HEL5329-14	HEL5332-14	HEL5326-14L	1
HEL5408-14	M14x1.25	Short	6	HEL5329-14	HEL5332-14	HEL5326-14S-6	6
HEL5408-14	M14x1.25	Normal	6	HEL5329-14	HEL5332-14	HEL5326-14N-6	6
HEL5408-14	M14x1.25	Long	6	HEL5329-14	HEL5332-14	HEL5326-14L-6	6
HEL5409-14	M14x1.25	Extended	-	HEL5329-14-1	HEL5332-14	-	-

## Sav-A-Thread Quick Repair Kit

Works with standard drill and taps, no special tool/taps are required with this kit. Inserts are made of carbon steel for strength and durability, and zinc plated to resist corrosion.



Part #	Thread Size	Type	Insert Length	External Thread	Drill Size	Tap Size	Inserts per Kit
HEL20203	6-32	Inch Coarse	.312	5/16-18	17/64	5/16-18	10
HEL20205	8-32	Inch Coarse	.312	5/16-18	17/64	5/16-18	10
HEL20207	10-24	Inch Coarse	.312	5/16-18	17/64	5/16-18	10
HEL20211	1/4-20	Inch Coarse	.375	3/8-16	21/64	3/8-16	8
HEL20213	5/16-18	Inch Coarse	.437	7/16-14	"W"	7/16-14	8
HEL20215	3/8-16	Inch Coarse	.500	1/2-13	29/64	1/2-13	6
HEL20217	7/16-14	Inch Coarse	.562	9/16-12	33/64	9/16-12	6
HEL20208	10-32	Inch Fine	.312	5/16-18	17/64	5/16-18	10
HEL20212	1/4-28	Inch Fine	.375	3/8-16	21/64	3/8-16	8
HEL20214	5/16-24	Inch Fine	.437	7/16-14	"W"	7/16-14	8
HEL20216	3/8-24	Inch Fine	.500	1/2-13	29/64	1/2-13	6
HEL20218	7/16-20	Inch Fine	.562	9/16-12	33/64	9/16-12	6
HEL20504	M6x1	Metric	.375	3/8-16	21/64	3/8-16	8
HEL20506	M8x1.25	Metric	.500	1/2-13	29/64	1/2-13	6
HEL20508	M10x1.5	Metric	.562	9/16-12	33/64	9/16-12	6
HEL20511	M12x1.75	Metric	.625	5/8-18	37/64	5/8-18	6

## Inch Coarse Thread Repair Kits

\*Sizes included in the Master Thread Repair Kit (Part # HEL5621). A - Carded; B - Pouch; C - Metal Case. Note that HEL5521-14, -16, -18, -20, -22, and -24 come complete with high speed drill bit for 1/2 chuck.

Kit Item #	Kit Pkg Type	Inserts per Kit	Thread Size x Length	Tap Item #	Install Tool Item #	Tool Type	Pkg Insert Item #	Pkg Insert Qty	Drill Size
HEL5521-2	A	12	8-32 x .246	HEL819-2	HEL2288-2	2	HEL1185-2	12	11/64
HEL5521-3	A	12	10-24 x .285	HEL819-3	HEL2288-3	2	HEL1185-3	12	13/64
HEL5521-1	A	12	12-24 x .324	HEL819-1	HEL2288-1	2	HEL1185-1	12	15/64
HEL5521-4	A	12	1/4-20 x .375*	HEL819-4	HEL2288-4	2	HEL1185-4	12	17/64
HEL5521-5	A	12	5/16-18 x .469*	HEL819-5	HEL2288-5	2	HEL1185-5	12	21/64
HEL5521-6	A	12	3/8-16 x .562	HEL819-6	HEL2288-6	2	HEL1185-6	12	25/64
HEL5521-7	A	6	7/16-14 x .656*	HEL819-7	HEL2288-7	2	HEL1185-7	6	29/64
HEL5521-8	A	6	1/2-13 x .750*	HEL819-8	HEL2288-8	2	HEL1185-8	6	17/32
HEL5521-9	B	6	9/16-12 x .844	HEL819-9	HEL2288-9	2	HEL1185-9	6	19/32
HEL5521-10	B	6	5/8-11 x .938	HEL819-10	HEL2288-10	2	HEL1185-10	6	21/32
HEL5521-11	B	4	3/4-10 x 1.125	HEL819-11	HEL2288-11	2	HEL1185-11	4	25/32
HEL5521-14	C	6	7/8-9 x 1.312	HEL8187-14	HEL3724-14	2	HELK1185-14	1	29/32
HEL5521-16	C	6	1-8 x 1.500	HEL8187-16	HEL3724-16	2	HELK1185-16	1	1-1/32
HEL5521-18	C	5	1-1/8-7 x 1.688	HEL8187-18	HEL3724-18	2	HELK1185-18	1	1-5/32
HEL5521-20	C	4	1-1/4-7 x 1.875	HEL8187-20	HEL3724-20	2	HELK1185-20	1	1-9/32
HEL5521-22	C	4	1-3/8-6 x 2.062	HEL8187-22	HEL3724-22	2	HELK1185-22	1	1-13/32
HEL5521-24	C	4	1-1/2-6 x 2.250	HEL8187-24	HEL3724-24	2	HELK1185-24	1	1-17/32

12



## Inch Fine Thread Repair Kits

\*Sizes included in the Master Thread Repair Kit (Part # HEL5625).

A - Carded; B - Pouch; C - Metal Case

Note that HEL5528-14, -16, -161 -18, -20, -22, and -24 come complete with high speed drill bit for 1/2 chuck.

Kit Item #	Kit Pkg Type	Inserts per Kit	Thread Size x Length	Tap Item #	Install Tool Item #	Tool Type	Pkg Insert Item #	Pkg Insert Qty	Drill Size
HEL5528-3	A	12	10-32 x .285*	HEL821-3	HEL2299-3	3	HELR1191-3	12	13/64
HEL5528-4	A	12	1/4-28 x .375*	HEL821-4	HEL2299-4	3	HELR1191-4	12	17/64
HEL5528-5	A	12	5/16-24 x .469*	HEL821-5	HEL2299-5	3	HELR1191-5	12	21/64
HEL5528-6	A	12	3/8-24 x .562*	HEL821-6	HEL2299-6	3	HELR1191-6	12	25/64
HEL5528-7	A	6	7/16-20 x .656*	HEL821-7	HEL2299-7	3	HELR1191-7	6	29/64
HEL5528-8	A	6	1/2-20 x .750*	HEL821-8	HEL2299-8	3	HELR1191-8	6	33/64
HEL5528-9	B	6	9/16-18 x .844	HEL821-9	HEL2299-9	3	HELR1191-9	6	37/64
HEL5528-10	B	6	5/8-18 x .938	HEL821-10	HEL2299-10	3	HELR1191-10	6	41/64
HEL5528-12	B	4	3/4-16 x 1.125	HEKL821-12	HEL2299-12	3	HELR1191-12	4	49/64
HEL5528-14	C	6	7/8-14 x 1.312	HEL8193-14	HEL535-14	4	HELK1191-14	1	57/64
HEL5528-16	C	6	1-14 x 1.500	HEL8193-16	HEL535-16	4	HELK1191-16	1	1-1/64
HEL5528-161	C	6	1-12 x 1.500	HEL8193-161	HEL535-161	4	HELK1191-161	1	1-1/64
HEL5528-18	C	5	1-1/8-12 x 1.688	HEL8193-18	HEL535-18	4	HELK1191-18	1	1-5/32
HEL5528-20	C	4	1-1/4-12 x 1.875	HEL8193-20	HEL535-20	4	HELK1191-20	1	1-9/32
HEL5528-22	C	4	1-3/8-12 x 2.062	HEL8193-22	HEL535-22	4	HELK1191-22	1	1-13/32
HEL5528-24	C	4	1-1/2-12 x 2.250	HEL8193-24	HEL535-24	4	HELK1191-24	1	1-17/32



## Metric Coarse Thread Repair Kits

A - Carded; B - Pouch

Kit Item #	Kit Pkg Type	Inserts per Kit	Thread Size x Length	Tap Item #	Install Tool Item #	Tool Type	Pkg Insert Item #	Pkg Insert Qty	Drill Size
HEL5546-3	B	12	M3 x 0.5 x 4.5mm	HEL2087-3	HEL7751-3	5	HELR1084-3	12	1/8
HEL5546-4	A	12	M4 x 0.7 x 6.0mm	HEL2087-4	HEL3747-4	3	HELR1084-4	12	11/64
HEL5546-5	A	12	M5 x 0.8 x 7.5mm	HEL570-5	HEL3747-5	3	HELR1084-5	12	13/64
HEL5546-6	A	12	M6 x 1 x 9.0mm	HEL570-6	HEL3747-6	3	HELR1084-6	12	1/4
HEL5546-7	A	12	M7 x 1 x 9.0mm	HEL570-7	HEL3747-7	2	HELR1084-7	12	9/32
HEL5546-8	A	12	M8 x 1.25 x 12mm	HEL570-8	HEL3747-8	2	HELR1084-8	12	21/64
HEL5546-9	A	12	M9 x 1.25 x 13.5mm	HEL570-9	HEL3747-9	2	HELR1084-9	12	23/64
HEL5546-10	A	12	M10 x 1.5 x 15mm	HEL570-10	HEL3747-10	2	HELR1084-10	12	13/32
HEL5546-11	A	6	M11 x 1.5 x 16.5mm	HEL570-11	HEL3747-11	3	HELR1084-11	6	29/64
HEL5546-12	A	6	M12 x 1.75 x 18mm	HEL2087-12	HEL3747-12	2	HELR1084-12	6	31/64
HEL5546-14	B	6	M14 x 2 x 21mm	HEL2087-14	HEL3747-14	2	HELR1084-14	6	37/64
HEL5546-16	B	6	M16 x 2 x 24mm	HEL2087-16	HEL3747-16	2	HELR1084-16	6	21/32
HEL5546-18	B	6	M18 x 2.5 x 27mm	HEL2087-18	HEL3747-18	2	HELR1084-18	6	47/64
HEL5516-20	B	4	M20 x 2.5 x 30mm	HEL2087-20	HEL3747-20	2	HELR1084-20	4	13/16



# SHOP SUPPLIES

## Metric Fine Thread Repair Kits

\*Sizes included in Master Thread Repair Kit Set (Part # HEL5626-125)

A - Carded; B - Pouch

Kit Item #	Kit Pkg Type	Inserts per Kit	Thread Size x Length	Tap Item #	Install Tool Item #	Tool Type	Pkg Insert Item #	Pkg Insert Qty	Drill Size
HEL5542-8	B	12	M8 x 1 x 12mm	HEL573-3	HEL4835-8	3	HELR4255-8	12	21/64
HEL5542-10	A	12	M10 x 1 x 15mm	HEL573-10	HEL4835-10	3	HELR4255-10	12	13/32
HEL5542-11	A	6	M11 x 1 x 16.5mm	HEL573-11	HEL4835-11	3	HELR4255-11	6	7/16
HEL5543-10	A	12	M10 x 1.25 x 15mm*	HEL575-10	HEL4640-10	3	HELR4649-10	12	13/32
HEL5543-11	A	6	M11 x 1.25 x 16.5mm	HEL4944-11	HEL4640-11	3	HELR4649-11	6	29/64
HEL5543-12	A	6	M12 x 1.25 x 18mm	HEL4944-12	HEL4640-12	3	HELR4649-12	6	31/64
HEL5544-12	A	6	M12 x 1.5 x 18mm	HEL4976-12	HEL4973-12	3	HELR3745-12	6	31/64
HEL5544-14	B	6	M14 x 1.5 x 21mm	HEL4976-14	HEL4973-14	3	HELR3745-14	6	9/16
HEL5544-16	B	6	M16 x 1.5 x 24mm	HEL4976-16	HEL4973-16	3	HELR3745-16	6	21/32



## Inch Master Thread Repair Kits

Kit Item #	Pkg Insert Item #	Thread Size x Length	Inserts per Kit	Tap Part #	Install Tool Part #	Drill Size
Master Sets come complete with a drill, tap, installation tool, and a quantity of inserts (most common thread repair sizes), and complete instructions.						
HEL5621 Inch Coarse Thread Repair Kit & Contents	HELR1185-4	1/4-20 x .375	12	HEL819-4	HEL2288-4	17/64
	HELR1185-5	5/16-18 x .469	12	HEL819-5	HEL2288-5	21/64
	HELR1185-6	3/8-16 x .562	12	HEL819-6	HEL2288-6	25/64
	HELR1185-7	7/16-14 x .656	6	HEL819-7	HEL2288-7	29/64
	HELR1185-8	1/2-13 x .750	6	HEL819-8	HEL2288-8	17/32
HEL5625 Inch Fine Thread Repair Kit & Contents	HELR1191-3	10-32 x .285	12	HEL821-3	HEL2299-3	13/64
	HELR1191-4	1/4-28 x .375	12	HEL821-4	HEL2299-4	17/64
	HELR1191-5	5/16-24 x .469	12	HEL821-5	HEL2299-5	21/64
	HELR1191-6	3/4-24 x .562	12	HEL821-6	HEL2299-6	25/64
	HELR1191-7	7/16-20 x .656	6	HEL821-7	HEL2299-7	29/64
	HELR1191-8	1/2-20 x .750	6	HEL821-8	HEL2299-8	33/64



## Metric Master Thread Repair Kits

Kit Item #	Pkg Insert Item #	Thread Size x Length	Inserts per Kit	Tap Part #	Install Tool Part #	Drill Size
Master Sets come complete with a drill, tap, installation tool, and a quantity of inserts (most common thread repair sizes), and complete instructions.						
HEL5626-150 Metric Coarse Thread Repair Set & Contents	HELR1084-5	M5 x 0.8 x 7.5mm	12	HEL570-5	HEL3747-5	13/64
	HELR1084-6	M6 x 1 x 9mm	12	HEL570-6	HEL3747-6	1/4
	HELR1084-8	M8 x 1.25 x 12mm	12	HEL570-8	HEL3747-8	21/64
	HELR1084-10	M10 x 1.5 x 15mm	12	HEL570-10	HEL3747-10	13/32
HEL5625-125 Metric Fine Thread Repair Set & Contents	HELR1084-5	M5 x 0.8 x 7.5mm	12	HEL570-5	HEL3747-5	13/64
	HELR1084-6	M6 x 1 x 9mm	12	HEL570-6	HEL3747-6	1/4
	HELR1084-8	M8 x 1.25 x 12mm	12	HEL570-8	HEL3747-8	21/64
	HELR4649-10	M10 x 1.25 x 15mm	12	HEL570-10	HEL3640-10	13/32



12

# 13

## SAFETY

Gloves	222
Helmets	224
Eyewear	225
Earplugs	226
Respirators	226
High Visibility	227
First Aid	228

# SAFETY



## String Knit Gloves

Part #	Description	Size	Qty
GLOV-9500DL	Cotton and polyester blend, multi-purpose string knit	Large	1/12



## Coated String Knit Gloves

Part #	Description	Size	Qty
GLOV-9650L	Cotton and polyester blend, two-sided PVC dotted knit	Large	1/12



## Blue Latex Dipped Gloves

Part #	Description	Size	Qty
GLOV-9682L	Blue latex palm and finger-tipped dipped	Large	1/12



## Cotton Jersey Gloves

Part #	Description	Size	Qty
GLOV-7100L	Brown jersey clute pattern	Large	1/12



## Red-Lined Jersey Gloves

Part #	Description	Size	Qty
GLOV-7900L	Red-lined jersey gunn pattern with straight thumb	Large	1/12



## Cotton Canvas Gloves

Part #	Description	Size	Qty
GLOV-8100C	White cotton clute pattern with straight thumb	Large	1/12



## Rubberized Safety Cuff Gloves

Part #	Description	Size	Qty
GLOV-1200L	Red & gray striped fabric back with rubberized safety cuff	Large	1/12



## 1300 Series Safety Cuff Gloves

Part #	Description	Size	Qty
GLOV-1300L	Blue & red stripe fabric back with rubberized safety cuff	Large	1/12
GLOV-1320L	Blue & red stripe fabric back with Thinsulated-lined safety cuff	Large	1/12



## 1350 Series Safety Cuff Gloves

Part #	Description	Size	Qty
GLOV-1350L	Green fabric with pink stripe and 2-1/2" safety cuff	Large	1/12
GLOV-1360L	Green fabric with pink stripe and 4-1/2" gauntlet cuff	Large	1/12
GLOV-1362L	Double leather palm with 4-1/2" gauntlet cuff	Large	1/12
GLOV-1380L	Full leather back with 4-1/2" gauntlet cuff	Large	1/12



## 1400 Series Safety Cuff Gloves

Part #	Description	Size	Qty
GLOV-1400L	Select shoulder with 2-1/2" duck cuff	Large	1/12
GLOV-1400XL		X-Large	1/12



## Welders Gloves

Part #	Description	Size	Qty
GLOV-4700L	Mustang premium select side leather wing thumb	Large	1/12



## Cotton Canvas Shell Gloves

Part #	Description	Size	Qty
GLOV-6800L	Tufftex Grip-It, yellow-coated rubberized with safety cuff	Large	1/12



## Neoprene Gloves

Part #	Description	Size	Qty
GLOV-6922L	Jack Black interlocking lining with 12" gauntlet	Large	1/12





## Double Dipped PVC Gloves

Part #	Description	Size	Qty
GLOV-6710F	Fluorescent orange foam-lined and fully coated with knit wrist safety cuff	Large	1/12



## Single Dipped PVC Gloves

Part #	Description	Size	Qty
GLOV-6702FL	Foam lined with knit wrist	Large	1/12
GLOV-6710FSL	Foam lined with safety cuff	Large	1/12
GLOV-6712FL	Foam lined with 12" gauntlet	Large	1/12



## Premium Double Dipped PVC Gloves

Part #	Description	Size	Qty
GLOV-6412L	Sandy finish jersey lining with 12" gauntlet cuff	Large	1/12



## Economy Double Dipped PVC Gloves

Part #	Description	Size	Qty
GLOV-6500SL	Textured finish interlock lined with knit wrist	Large	1/12
GLOV-6500S JL	Jersey lined with knit wrist	Large	1/12
GLOV-6512S JL	Jersey lined with 12" gauntlet cuff	Large	1/12



## Nitrile Fully Coated Gloves

Part #	Description	Size	Qty
GLOV-9751L	Fully coated with knit wrist	Large	1/12
GLOV-9770XL	Fully coated foam lined with 2-1/2" safety cuff	X-Large	1/12



## Nitrile Palm Coated Gloves

Part #	Description	Size	Qty
GLOV-9750L	Palm coated with knit wrist	Large	1/12



## Extra Rough Nitrile Coated Gloves

Part #	Description	Size	Qty
GLOV-9761L	Fully coated with knit wrist	Large	1/12



## Predatouch Gloves

Part #	Description	Size	Qty
GLOV-9790RL	Predatouch palm coated with knit wrist	Large	1/12



## Split Cow Leather Gloves

Part #	Size	Qty	Part #	Size	Qty	Description
GLOV-3100M	Medium	1/12	GLOV-3100XL	X-Large	1/12	Premium leather with straight thumb
GLOV-3100L	Large	1/12				



## Grain Cow Leather Insulated Drivers Gloves

Part #	Size	Qty	Part #	Size	Qty	Description
GLOV-3250M	Medium	1/12	GLOV-3250XL	X-Large	1/12	Premium grade, foam lined with straight thumb.
GLOV-3250L	Large	1/12				



## Jersey Lined Leather Insulated Drivers Gloves

Part #	Size	Qty	Part #	Size	Qty	Description
GLOV-3150M	Medium	1/12	GLOV-3150XL	X-Large	1/12	Premium split cow leather with straight thumb.
GLOV-3150L	Large	1/12				



## Unlined Drivers Gloves

Part #	Size	Qty	Part #	Size	Qty	Description
GLOV-3201M	Medium	1/12	GLOV-3201XL	X-Large	1/12	Regular grade, unlined with straight thumb
GLOV-3201L	Large	1/12				

# SAFETY



## Premium Grain Pigskin Drivers Gloves

Part #	Size	Qty	Part #	Size	Qty	Description
GLOV-3401M	Medium	1/12	GLOV-3401XL	X-Large	1/12	Premium grain pigskin with straight thumb.
GLOV-3401L	Large	1/12				



## Industry Grain Pigskin Drivers Gloves

Part #	Size	Qty	Part #	Size	Qty	Description
GLOV-3400M	Medium	1/12	GLOV-3400XL	X-Large	1/12	Industry grain pigskin with straight thumb.
GLOV-3400L	Large	1/12				



## Derma Care Gloves

Part #	Size	Per Box	Qty	Description
GLOV-MFDC-400M	Medium	100	1/10	Latex-free formulation. Lightly powdered for easy donning and has smooth finish. Vinyl with standard cuff.
GLOV-MFDC-400L	Large	100	1/10	
GLOV-MFDC-400XL	X-Large	100	1/10	



## Micro One Gloves

Part #	Size	Per Box	Qty	Description
GLOV-MFMO-150M	Medium	100	1/10	Lightly powdered with USP absorbable cornstarch for easy donning. Smooth surface for excellent tactile sensitivity. Latex with standard cuff.
GLOV-MFMO-150L	Large	100	1/10	
GLOV-MFMO-150XL	X-Large	100	1/10	



## SafeGrip Gloves

Part #	Size	Per Box	Qty	Description
GLOV-MFSG-375M	Medium	50	1/10	Powder-free with extra coverage over the wrist and forearm to help enhance safety and security. Latex with extended cuff.
GLOV-MFSG-375L	Large	50	1/10	
GLOV-MFSG-375XL	X-Large	50	1/10	



## Diamond Grip Gloves

Part #	Size	Per Box	Qty	Description
GLOV-MFMF-300S	Small	100	1/10	Powder-free gloves recommended for working with utensils and instruments in mid- to heavy-duty environments. Latex with standard cuff.
GLOV-MFMF-300M	Medium	100	1/10	
GLOV-MFMF-300L	Large	100	1/10	
GLOV-MFMF-300XL	X-Large	100	1/10	



## MidKnight Gloves

Part #	Size	Per Box	Qty	Description
GLOV-MFMK-296L	Large	100	1/10	Powder-free gloves that provide an exceptional balance of performance comfort and durability. Nitrile black.
GLOV-MFMK-296XL	X-Large	100	1/10	
GLOV-MFMK-296XXL	XX-Large	100	1/10	



## Nitron One Gloves

Part #	Size	Per Box	Qty	Description
GLOV-MFNO-123S	Small	100	1/10	Lightly powdered and fully textured for a secure grip in wet and dry conditions. Thickest at the palm and fingers for increased protection. Nitrile with standard cuff.
GLOV-MFNO-123M	Medium	100	1/10	
GLOV-MFNO-123L	Large	100	1/10	
GLOV-MFNO-123XL	X-Large	100	1/10	



## Supreno SE Gloves

Part #	Size	Per Box	Qty	Description
GLOV-MFSU-690M	Medium	100	1/10	Powder-free gloves recommended for use when strength and protection are of great importance and when working environments that demand consistent grip and reliability. Nitrile with standard cuff.
GLOV-MFSU-690L	Large	100	1/10	
GLOV-MFSU-690XL	X-Large	100	1/10	



## Supreno EC Gloves

Part #	Size	Per Box	Qty	Description
GLOV-MFSEC-375XL	X-Large	50	1/10	Powder-free gloves that are recommended for use when contact with specific chemicals is a standard activity each day. Nitrile with standard cuff.



## Americana Safety Helmet

Part #	Color	Description	Qty
ERB-19761	White	4-point woven nylon suspension. Features a short peak and trip profile, functional rain trough, accessory slots that accommodate a wide variety of eye, face, and hearing products, and chin strap. Moisture-wicking brow pad is removable, washable, and replaceable.	1
ERB-19762	Yellow		1





## Americana Mega Ratchet Safety Helmet

Part #	Color	Description	Qty
ERB-19362	Yellow	The "Secure-Fit" ratchet features an easy turn knob that allows size adjustment without removing the helmet. Each turn of the ratchet knob automatically locks and adjusts with 50 meshing teeth. Ratchet mechanism is cushioned with thick sponge padding for long-lasting comfort. Available in additional colors - call your sales representative for more details.	1



## Omega II Mega Ratchet Safety Helmet

Part #	Color	Description	Qty
ERB-19954 ERB-19958 ERB-19912	Red Green Yellow	The "Secure Fit" ratchet features an easy turn knob that allows size adjustment without removing the helmet. Each turn of the ratchet knob automatically locks and adjusts with the 50 meshing teeth. Ratchet mechanism is cushioned with thick sponge padding for long-lasting comfort. Available in additional colors - call your sales representative for more details.	1
ERB-19945		Ratchet Insert for Safety Helmet	1/12

## Winter Line for Safety Helmets



Part #	Color	Ply	Description	Qty
ERB-19559	Gold/Gold	Single	Offer warm comfort in cold climates. All models are treated with a flame-resistant finish. Hooded styles are equipped with adjustable chins traps and safety helmet attachment straps.	1
ERB-19540	Blue/Blue	Double		1
ERB-19545	Green/Red	Quilted		1
ERB-19561	Blue/White	Double		1

## Original Boas Eye Wear



Part #	Temple/Frame/Lens	Description	Qty
ERB-15280	Smoke/Smoke/Smoke	Ultra cool and ultra lightweight polycarbonate frames. Wraparound design fits snugly for total optical protection. Lens offers 99% UV protections.	1/12
ERB-15406	Brown/Brown/Silver Mirror		1/12

## Sport Boas Eye Wear



Part #	Frame/Lens	Description	Qty
ERB-16402	Gray/Anti-Fog Amber	Traditional temples have been replaced with elastic band. Brow and nosepiece are cushioned with a soft gel. Lens offers 99% UV protection.	1/12

## Economy Rain Boas Eye Wear



Part #	Temple/Frame/Lens	Description	Qty
ERB-16327	Blue/Blue/Blue	Great style and fit with an uncoated frame. Wraparound design fits snugly for total optical protection. Lens offers 99% UV protection.	1/12

## Economy Boas Eye Wear



Part #	Temple/Frame/Lens	Description	Qty
ERB-15300	Clear/Clear/Clear	Great style and fit with an uncoated frame. Wraparound design fits snugly for total optical protection. Lens offers 99% UV protection.	1/12
ERB-15301	Smoke/Smoke/Smoke		1/12

## Soft Tip Boas Eye Wear



Part #	Temple/Frame/Lens	Description	Qty
ERB-15266	Clear/In-Out Mirror/ In-Out Mirror	Great style and fit with an uncoated frame. Wraparound design fits snugly for total optical protection. Lens offers 99% UV protection.	1/12

## Exile Eye Wear



Part #	Frame/Lens	Description	Qty
ERB-16835	Black/Copper	Rugged design and hard-coated polycarbonate lens offers 99% UV protection, scratch resistance, and are treated with an anti-fog coating.	1/12

## Keystone Eye Wear



Part #	Frame/Lens	Description	Qty
ERB-16800	Clear/Clear	Transparent frame and polycarbonate lens offers 99% UV protection.	1/12

## Sting-Rays Eye Wear



Part #	Frame/Lens	Description	Qty
ERB-15200	Plastic/Clear Plastic/Smoke Blue Plastic/Clear	Lightweight nylon frame. Built-in side shield offers additional protection. 4-position adjustable temples. Offers 99% UV protection.	1/12
ERB-15201			1/12
ERB-15202			1/12

# SAFETY

## Strikers Eye Wear



Part #	Frame/Lens	Description	Qty
ERB-15423	Black/Silver Mirror	Aerodynamic - framless design. 4-position adjustable temples and soft PVC nose pad for added comfort. Offers 99% UV protection.	1/12

## Superbs Eye Wear



Part #	Frame/Lens	Description	Qty
ERB-16500	Black/Smoke	Stylish design and high gloss finish. Wraparound design and lens shap fit snugly for total optical protection. Offers 99% UV protection.	1/12

## Point Eye Wear



Part #	Frame/Lens	Description	Qty
ERB-16700	Black/Clear	Stylish design and high gloss finish. Wraparound design and lens shape fit snugly for total optical protection. Offers 99% UV protection.	1/12

## Visitor/Utility Spectacles



Part #	Frame/Lens	Description	Qty
ERB-15654	Clear/Clear	Can be worn alone or over prescription glasses. Offers 99% UV protection	1/12
ERB-15711		Spectacle dispenser available - 12 glasses per dispenser	1

## Sports Strap



Part #	Description	Qty
ERB-15320	Mono-slide adjusts for perfect fit. Rubberized sleeves tightly hold glasses. Black sports strap.	1/12

## 3M Ear Plugs

Bright orange and hypoallergenic plugs



Part #	Description	Pairs per Box	Qty	Part #	Description	Pairs per Box	Qty
3M1100	Foam Ear Plugs	200	1	3M1120	Soft Foam Ear Plugs	200	1
3M1110	Corded Foam Ear Plugs	100	1	3M1130	Corded Soft Foam Ear Plugs	200	1

## E-A-R Classic Foam Ear Plugs



Part #	Description	Pairs per Box	Quantity
ERB14380	Washable, slow recovery PVC foam	200	1

## 275 Deluxe Ear Muff



Part #	Type	Description	Qty
ERB-14234	Black 275 Deluxe Ear Muff	Designed for enhanced noise reduction and wearer comfort	1
ERB-14235	Hi-Visibility Lime 275 Deluxe Ear Muff		1

## E16 Headgear



Part #	Type	Description	Qty
ERB-15181	Black Ratchet Knob Headgear	"Secure-Fit" Mega Ratchet and standard pin-locking sizing adjustment.	1
ERB-15151	Shield for E16 Headgear		1

## E12 Deluxe Headgear



Part #	Color	Description	Qty
ERB-15160	Black	Push and turn ratchet sizing adjustment. 4-position locking shield.	1

## 3M Particulate Respirators



Part #	Per Box	Description	Qty
3M07048	20	Lightweight, two-strap filtering face-piece respirators with an adjustable nose clip and new braided head straps. N95 respirator for grinding, sanding, and buffing.	1
3M07185	10		1

## 3M Particulate Respirator with Nuisance Level Organic Vapor Relief



Part #	Per Box	Description	Qty
3M07186	20	Designed to help provide reliable worker protection against certain oil and non-oil based particles. R95 respirator for undercoating an rust proofing.	1



### 3M Particulate Respirator with Nuisance Level Welding Odor Relief

Part #	Per Box	Description	Qty
3M07187	10	Provides a minimum filter efficiency of 95% against non-oil based particles. N95 respirator for stainless steel and galvanized welding.	1



### 3M Particulate Welding Respirator

Part #	Per Box	Description	Qty
3M07189	10	Designed to provide comfortable, reliable worker protection for applications, such as welding, soldering, cutting, grinding, & sanding. For welding metal, grinding, & brazing.	1



### 3M Particulate Welding Respirator

Part #	Per Box	Description	Qty
3M8210	20	Designed to help provide protection against certain non-oil based particles such as grinding, sanding, sweeping, and bagging. N95 respirator for dusty applications.	1



### 3M Half Face Piece Respirator Packout

Part #	Size	Description	Qty
3M07182	Medium	Helps protect against certain dusts, fumes, mists, radionuclides, and asbestos containing dusts and mists. For grinding, sanding, welding, and undercoating.	1
3M07183	Large		1



### 3M Half Face Piece Respirator Assembly

Part #	Size	Description	Qty
3M07001	Small	Used in a variety of applications including welding, brazing, torch cutting, metal pouring, soldering, & exposure to lead, asbestos, cadmium, arsenic, & MDA for concentrations up to 10x the Permissible Exposure Limit (PEL). For clutch & break repair.	1
3M07002	Medium		1
3M07003	Large		1



### 3M Disposable Dual Cartridge Respirator Assembly

Part #	Size	Description	Quantity
3M07191	Small	Designed to be a maintenance-free style respirator which is discarded when the organic vapor cartridges are spent. For paint spraying.	1
3M07192	Medium		1
3M07193	Large		1



### 3M Low Maintenance Dual Cartridge Respirator Packout

Part #	Size	Description	Quantity
3M07177	Small	Designed to help protect against certain dusts, mists, gases, and vapors. For paint spraying.	1
3M07178	Medium		1
3M07179	Large		1



### 3M Full Face Piece Dual Cartridge Respirator Packout

Part #	Size	Description	Quantity
3M07161	Small	Designed to provide both respiratory and limited eye protection. For paint spraying.	1
3M07162	Medium		1
3M07163	Large		1



### 3M Dual Cartridge Accessories

Part #	Description	Quantity
3M07000	P100 Filter for Respirator Half Face Piece Packout	1
3M07046	Organic Vapor Cartridge for 7000 Series Respirator	1
3M07054	P95 Filters for 7000 Series Respirator	1
3M07194	P95 Filters for 7000 Series Respirator (7194)	1



### S15 ANSI Class II Mesh Vest with Pockets

Part #	Size	Description	Qty
ERB-14511	Large	100% polyester mesh with silver reflective trim. Labeled to conform to ANSI/OSEA 107-2004 standard for design, color, and reflectivity. Color matched zipper closure and 2 inside sewn pockets. Lime color vest.	1
ERB-14512	X-Large		1



### S17 ANSI Class II Knit Vest

Part #	Size	Color	Description	Qty
ERB-14535	Large	Orange	100% polyester knit with retro reflective trim. Labeled to conform to ANSI/OSEA 107-2004 standard for design, color, and reflectivity. Color matched zipper closure.	1

# SAFETY



## S17P ANSI Class II Knit Vest with Pockets

Part #	Size	Color	Description	Qty
ERB-14539	Large	Lime	100% polyester knit with retro reflective trim. Labeled to conform to ANSI/OSEA 107-2004 standard for design, color, and reflectivity. Color matched zipper closure and 2 inside sewn pockets.	1



## S18R Mesh Safety Vest

Part #	Size	Description	Qty
LOGS220WR	Large	Lightweight, highly visible polyester mesh. Industry applications: yard maintenance works, crowd control, warehouse workers, construction and parking lot attendants. Does not meet ANSI standards. Lime color.	1



## 041 Poncho

Part #	Size	Color	Description	Qty
ERB-14294	52" x 80"	Orange	Side snap closure featuring attached hood. Handy tote pouch. One size fits all.	1



## 1003 Classic Yellow Rain Suit

Part #	Size	Description	Qty
ERB-14302	Large	3-piece suit includes jacket with detachable hood, cae-vented back, underarm air vents and bib pants. Double-headed sealed seams, raglan sleeves, PVC collar, and storm flap.	1
ERB-14301	X-Large		1
ERB-14299	XX-Large		1



## 2003 Classic Yellow Heavy Duty Rain Suit

Part #	Size	Qty	Part #	Size	Qty	Description
ERB-14280	Large	1	ERB-14282	2X Large	1	3-piece suit includes jacket, detachable hood, and bib pants. 0.35mm PVC/polyester. Double-heat sealed seams, raglan sleeves, corduroy collar, and storm flap.
ERB-14281	X-Large	1	ERB-14283	3X Large	1	

## First Aid Kits

All first aid kits meet ANSI Z308.1-2003 requirements to assist in compliance with OSHA standard for industry and construction.

### 10 Person First Aid Kit



Part #	Type	Description	Qty
ERB-10EP	Plastic Unitized	(25) 1" x 3" adhesive strips, (1) .5" x 5yds adhesive tape, (30) antiseptic wipes, (4) non-aspirin pain relievers, (1) cold pack, (2) eye pads, (6) first aid/burn cream packets, (1) forceps, (4) 3" gauze pads, (1) 2" gauze bandage, (1) 5" x 9" large wound pad, (4) non-latex gloves, (1) scissors, (3) sting relief wipes, and (1) triangular bandage. Box Dimensions: 4.5" x 7.5" x 2.75"	1
ERB-10UP			1

### 25 Person First Aid Kit



Part #	Type	Description	Qty
ERB-25EP	Plastic Unitized	(50) 1" x 3" adhesive strips, (5) adhesive fabric fingertip bandages, (4) adhesive fabric knuckle bandages, (3) XL adhesive fabric strips, (1) .5" x 5 yards adhesive tape, (30) antiseptic wipes, (6) non-aspirin pain relievers, (1) cold pack, (2) eye pads, (6) first aid/burn cream packets, (1) forceps, (5) 4" gauze pads, (1) 4" gauze bandage, (1) 5" x 9" large wound pad, (4) non-latexgloves, (1) scissors, (3) sting relief wipes, and (1) triangular bandage. Box dimensions: 6.5" x 9.5" x 2.75"	1
ERB-25UP			1

### 50 Person First Aid Kit



Part #	Type	Description	Qty
ERB-50EP	Plastic Metal	(100) 1" x 3" adhesive strips, (10) adhesive fabric fingertip bandages, (8) adhesive fabric knuckle bandages, (6) XL adhesive fabric strips, (1) .5" x 5 yards adhesive tape, (60) antiseptic wipes, (6) non-aspirin pain relievers, (2) cold packs, (1) 2" elastic bandage, (1) 1oz eye flush, (2) eye pads, (12) first aid/burn cream packets, (1) forceps, (4) non-latex gloves, (1) scissors, (6) sting relief wipes and (1) triangular bandage. Box dimensions: 10" x 10" x 2.75"	1
ERB-50EM			1

### 100 Person First Aid Kit



Part #	Type	Description	Qty
ERB-100M	Metal	(400) 1" x 3" adhesive strips, (20) adhesive fabric fingertip bandages, (16) adhesive fabric knuckle bandages, (12) XL adhesive fabric strips, (2) .5" x 5 yards adhesive tape, (200) antiseptic wipes, (50) non-aspirin pain relievers, (4) cold packs, (1) 2" elastic bandage, (1) 4" elastic bandage, (1) 1oz. eye flush, (4) eye pads, (25) first aid/burn cream packets, (1) forceps, (10) 4" gauze pads, (2) 4" gauze bandage, (2) 5" x 9" large wound pad, (8) non-latex gloves, (1) scissors, (6) string relief wipes, and (2) triangular bandages. Box dimensions: 10.25" x 15" x 4.625"	1

## Fend-All Eyewash



Part #	Size	Qty	Description
FND451	1oz Bottle Saline Personal Eyewash	1	Contains eye saline - a preserved, buffered saline solution superior to tap water for emergency eye care. Deliver drops or an irrigating system of solution, depending on the squeeze pressure applied to the bottle. Ensures quality and lasting value with FDA grade polyethylene bottles featuring lot numbers and expiration dates. Also available in a wall station which provides high visibility in a hazard area and is designed for easy "snap-out" access to eyewash bottles.
FND445	8oz Bottle Saline Personal Eyewash	1	
FND455	32oz Bottle Saline Personal Eyewash	1	
FND462	Double Bottle Sterile Eyewash Station	1	

# 14

## LIQUIDS & SOLVENTS

General Purpose Grease	230
Extreme Pressure Grease	230
High Performance Grease	231
Brake and Power Steering Fluid	231
Fuel Additives	231
Starting Fluid	232
Windshield Washer Fluid	233
Anti-Freeze	233
Motor and Gear Oil	234
Transmission Fluid	235
Compressor Oil	235
Hydraulic Oil and Fluid	235
Synthetic Fluid	237
Air Tool Oil	237
Food Grade Lubricants	237
Red Grease	238
White Grease	238
Super Penetrants	238
Chain and Cable Fluids	239
Silicone Lubricants	240
Specialty Lubricants	240
Anti-Seize	241
Gasket Makers & Sealants	242
Adhesive Sealants	245
Threadlockers	246
Enamels	247
Degreasers	248
Brake and Parts Cleaner	250
Battery and Electronic Cleaner	252
Contact Cleaner	252
General Purpose Cleaner	253
Hand Cleaner	254
Spill Containment	256

# LIQUIDS & SOLVENTS



## Sta-Lube® Lithium General Purpose Grease

Part #	Container	Qty	Description
CRCSL3310	14oz Cartridge	1/10	Lithium-based. NLGI #2 grease. Extremely stable, designed for light duty applications. Excellent water resistance. Typical drop point: 380°F.
CRCSL3311	14oz Can	1/12	
CRCSL3315	35lb Pail	1	



## Lubriplate® No. 1200-2 Heavy Duty Lithium Type General Purpose Grease

Part #	Container	Quantity	Description
LUBL0102-098	14oz Cartridge	1/10	Provides a high film strength, shear stability, anti-wear, and extreme pressure additives, and well-suited for both automotive and industrial applications.
LUBL0102-039	16 gallon drum	1	
LUBL0102-035	35lb Pail	1	



## Lubriplate® 630 Series Lithium-Based Multi-Purpose Grease

Part #	Container	Quantity	Description
LUBL0072-098	14oz Cartridge	1/10	High film strength. Exceptional resistance to water, steam, and other adverse conditions.
LUBL0072-035	35lb Pail	1	



## SureGuard® Multi-Purpose #2 Lithium Grease

Part #	Container	Qty	Description
SUR6600	14oz Cartridge	1/10	Lithium-based, NLGI #2 grease. Water-resistant, resists softening at high temperatures, seals out dirt and moisture, and protects against rust and corrosion. Recommended for automotive chassis lubrication points, ball joints, and universal joints.
SUR6700	35lb Pail	1	



## Lubriplate® Syn-3002 Lithium-Based Synthetic Multi-Purpose Grease

Part #	Container	Qty	Description
LUBL0316-098	14oz Cartridge	1/10	Provides superior oxidation resistance for long-lasting protection from friction, wear, and corrosion. Water-resistant and has excellent high/low temperature performance.
LUBL0316-035	35lb Pail	1	



## Sta-Lube® Multi-Purpose Food Grade Grease

Part #	Container	Qty	Description
CRCSL35600	14oz Cartridge	1	Aluminum complex, NLGI #2 grease. NSF H1 Registered. Meets FDA Regulation 21 CFR 178.3570 for incidental food contact. Will not pound out of bearings and bushing during shock loads. Appropriate for food processing and handling equipment.



## Lubriplate® High-Temp Multi-Purpose Bentone Type Grease

Part #	Container	Quantity	Description
LUBL0161-098	14oz Cartridge	1/10	Non-melt type, working form 40°F to 500°F with frequent lubrication intervals.
LUBL0161-035	35lb Pail	1	



## Sta-Lube® Moly-Graph™ Extreme Pressure Multi-Purpose Lithium Grease

Part #	Container	Qty	Description
CRCSL3330	14oz Cartridge	1/10	Lithium-based, NLGI #2 grease. Moly and graphite help establish fine micron plating on all working surfaces. Maintains 40lb Timken OK load. Typical drop point: 380°F.
CRCSL3141	14oz Can	1/12	
CRCSL3146	7lb Pail	1/4	



## Sta-Lube® Super-White™ Multi-Purpose Grease

Part #	Container	Qty	Description
CRCSL3150	14oz Cartridge	1/10	Lithium-based, NLGI #1.5 grease. Contains anti-wear and anti-friction additives. Excellent water resistance. Meets 1998 USDA guidelines for H2 rating. Typical drop point: 380°F.
CRCSL3155	35lb pail	1	



## Wolf's Head® High Temperature Multi-Purpose Red Grease

Part #	Container	Qty	Description
WOLF2926	14oz Cartridge	1/10	Lithium complex lubricant. NLGI GC-LB classification. Excellent water washout resistance with oxidation inhibition, and rust preventative properties, and offers extreme pressure and anti-weld protection. Dropping point: 500°F
WOLF2928	1lb Tub	1	



## Sta-Lube® Sta-Plex Extreme Pressure Premium Red Grease

Part #	Container	Qty	Description
CRCSL3190	14oz Cartridge	1/10	Extremely versatile lithium complex NLGI #2 grease. Excellent high temperature lubrication. Protects against rust and oxidation. Typical drop point: 500°F.
CRCSL3191	14oz Can	1/12	
CRCSL3195	35lb Pail	1	
CRCSL3197	120lb Keg	1	

# LIQUIDS & SOLVENTS



## Supers Hi-Temp Red Extreme Pressure Lithium Grease

Part #	Container	Qty	Description
SUS67	14oz Cartridge	1/10	Lithium complex, NLGI #2 grease. Well-suited for automotive, farm, and industrial application. Outstanding lubrication qualities including wheel bearings (disc and drum), vehicle chassis, boat trailers, universal joints, ball and roller bearings. Dropping point: exceeds 500°F.
SUS71	35lb Pail	1	
SUS70	120lb Drum	1	



## Lubriplate® 1240 Series - Extreme Pressure Lithium Polymer Type Grease

Part #	Container	Qty	Description
LUBL0106-098	14oz Cartridge	1/10	Highly water resistant and tacky. Viscous and non-corrosive. Designed for applications where the grease is subjects to heavy pressure and shock loads.



## Lubriplate® Power Hammer and Chisel Super Heavy Duty and Extreme Pressure Grease

Part #	Container	Qty	Description
LUBL0190-098	14oz Cartridge	1/10	Fortified with moly, copper, and graphite. Unsurpassed anti-wear protection. Extends shaft and bushing life. Withstands high temperatures. High water resistance.



## Lubriplate® 100 and 130 Series Calcium Type Grease

Part #	Container	Qty	Description
LUBL0037-001	14oz Can	1/24	Designed for plain bearings, cams, slides, and other light duty applications where temperatures do not exceed 170°F. Brake lubricant - not for disc brakes. Water resistant.
LUBL0037-006	6lb Can	1/6	
LUBL0037-0035	35lb Pail	1	



## Lubriplate® Syn-1600 Series High Performance Polyalphaolefin-Based Synthetic Grease

Part #	Container	Qty	Description
LUBL0037-001	14oz Can	1/24	Manufactured with 100% polyalphaolefin-based (PAO) fluids and thickened with lithium complex. Super stability, better wear protection, and significantly better operating temperature ranges. Fortified with additives to prevent rust, corrosion, and to reduce grease bleed.
LUBL0037-006	6lb Can	1/6	
LUBL0037-0035	35lb Pail	1	



## Lubriplate® EMB - Lithium Polymer Type, High Speed Electric Motor Bearing Grease

Part #	Container	Qty	Description
LUBL0148-098	14oz Cartridge	1/10	Developed specifically for the lubrication of electric motor bearings, fans, and other high speed grease type ball and roller bearings. For high speed bearings +3600rpm.
LUBL0148-035	35lb Pail	1	



## Sta-Lube® Extreme Pressure Anti-Seize Engine Assembly Lube

Part #	Container	Qty	Description
CRCSL3331	10oz Tube	1/6	Lithium 12 hydroxy stearate base with moly and graphite. Long lubrication life to prevent corrosion during storage. Prevents contact, friction, galling, and wear on all types of engines during assembly, start-up, and break-in periods.



## Berkebile 2+2® Brake Fluid

Part #	Container	Qty	Part #	Container	Qty	Description
BERB1400	12oz Bottle - DOT 3	1/12	BERB1405	5gal Pail - DOT 3	1	Meets all SAE and Federal Specifications. High Temperature 450°F DOT3. High Performance DOT 4.
BERB1401	32oz Bottle - DOT 3	1/12	BERB2900	12oz Bottle - DOT 4	1/12	
BERB1402	1gal Bottle - DOT 3	1/4	BERB2902	1gal Bottle - DOT 4	1/4	



## Berkebile 2+2® Power Steering Fluid

Part #	Container	Quantity	Description
BERB1500	12oz Bottle	1/12	Meets GM Saginaw, Ford, Chrysler, and most foreign specifications. Use where pure power steering fluids or ATF fluids are recommended.
BERB1501	32oz Bottle	1/12	
BERB1502	1 gallon Bottle	1/4	



## CRC® for Gas Tanks Isopropanol Formula

Part #	Container	Qty	Description
CRC5343	12oz Bottle	1/12	Protects up to -50°F. Prevents fuel line freezing. Removes water from gasoline. Inhibits rust in gas tank.



## CRC® Fuel Additives Octane Boost Lead Substitute

Part #	Container	Qty	Description
CRC5077	12oz Bottle	1/12	Decreases NOX and carbon monoxide emission. Contains a smoke suppressant. One bottle is sufficient to treat up to 20 gallons of fuel. Replaces lubrication formerly found in leaded fuels. Increases octane by 2.5% - 5.5% for maximum horsepower and torque.

# LIQUIDS & SOLVENTS



## CRC® Fuel Additives Fuel Injector and Carburetor Cleaner

Part #	Container	Qty	Description
CRC5061	12oz Bottle	1/12	Removes deposits from injectors, carburetor, and intake system. Harmless to catalytic converters and oxygen sensors. Reduces engine demand for high octane fuel. With regular use, hard starts, rough idling, dieseling, and excession emissions are eliminated.



## Berkebile 2+2® Carb and Choke Fuel Injector

Part #	Container	Qty	Description
BERB202	12oz Bottle	1/12	Specifically designed to control port fuel injector and intake valve deposits. Meets BMW cleanliness specifications. Lifetime protection with continuous use. With regular use, hard starts, rough idling, dieseling, and excessive emissions are eliminated.



## CRC® Fuel Therapy® Fuel Injector Cleaner Plus

Part #	Container	Qty	Description
CRC5232	1qt Bottle	1/12	Reliquifies gelled fuel and lubricates upper cylinders. Reduces emissions and smoke, and improves fuel economy. Dissolves varnish and gum accumulation. Disperses water and contains no harmful alcohol.
CRC5228	1gal Bottle	1/4	
CRC5225	5gal Pail	1	



## CRC® Fuel Therapy® Plus with Anti-Gel

Part #	Container	Qty	Description
CRC5412	12oz Bottle	1/12	Lowers cold filter plug point by as much as 31°F. Cleans injectors and disperses water. Reliquifies gelled diesel fuel and lubricates upper cylinders. Contains no harmful alcohol. Complies with ULSD fuel requirements.
CRC5432	1qt Bottle	1/12	
CRC5428	1gal Bottle	1/4	



## CRC® Cold Flow™ Anti-Gel with Lubricity

Part #	Container	Qty	Description
CRC5612	12oz Bottle	1/12	Prevents fuel gelling and waxing. Contains lubricity additive for low sulfur fuels. Formulated for cold weather use in all diesel equipment. Complied with ULSD fuel requirements.
CRC5632	1qt Bottle	1/12	
CRC5625	5gal Pail	1/4	
CRC5655	5gal Pail	1	



## Berkebile 2+2® Fuel-Stor Fuel Stabilizer

Part #	Container	Qty	Description
BERB3000	8oz Bottle	1/12	For use in 2- & 4-Cycle engines, carbureted & fuel-injected. Stabilizes both gasoline/diesel fuels during periods of storage.



## CRC® Diesel Dry™ Fuel Water Remover

Part #	Container	Qty	Description
CRC5670	12oz Bottle	1/12	Dissipates water to minimize smoke and improve fuel economy. Prevents corrosion and harmful sludge sediment. Keeps injectors clean. Complied with ULSD fuel requirements.



## Solder Seal® GUNK™ Diesel-Tone™ Fuel Conditioner

Part #	Container	Qty	Description
RADM24-32	32oz Bottle	1/12	Prevents rust and corrosion build-up and enhances combustion. Keeps injectors clean by dissolving gum and varnish.



## Berkebile 2+2® Diesel Fuel Conditioner Anti-Gel

Part #	Container	Qty	Description
BERB1900	30oz Bottle	1/12	Provides overall fuel system cleanliness. Retards gelling and wax formation. Protects against fuel system corrosion.



## Spray Products® Starting Fluid

Part #	Container	Qty	Description
SPR65516	11oz Aerosol Can	1/12	Guaranteed to spray even at 50° below zero. Contains lubricant and anti-corrosive additives. 60% ether concentration is triple the typical starting fluid formulation. Exceeds requirements of Federal Stock Number (FSN) 6850-823-7861 and Federal Specification # 0-F-001044.



## Spray Products® Hot Shot® Starting Fluid

Part #	Container	Qty	Description
SPR70516	16oz Aerosol Can	1/12	Guaranteed to spray even at 50° below zero. Contains lubricant & anti-corrosive additives. 30% ether concentration. Exceeds requirements of FSN 6850-82-7861 & Federal Specification #0-F-001044.



# LIQUIDS & SOLVENTS



## Solder Seal® Thrust® Starting Fluid

Part #	Container	Qty	Description
RADM38-15	11oz Aerosol Can	1/12	Fits injector bracket on most diesel trucks and heavy equipment. Effective to -65°F. Quick and smooth starting of all gasoline and diesel engines.



## CRC® Jump Start™ Starting Fluid with Lubricity

Part #	Container	Qty	Description
CRC5671	16oz Aerosol Can	1/12	Upper cylinder lubricant minimizes wear during cold starts. Effective to -65°F. Assures fast, economical starts in extremely cold or humid climates. For diesel and gasoline engines. Complies with ULSD fuel requirements.



## CRC® Ice-Off® Windshield Spray De-Icer

Part #	Container	Qty	Description
CRC5346	16oz Aerosol Can	1/12	Melts ice, snow, and frost on contact. Effective to sub-zero temperatures. Thaws frozen locks. Harmless to car finish



## Solder Seal® GUNK™ Automotive Windshield De-Icer

Part #	Container	Qty	Description
RADDE-1	12oz Aerosol Can	1/12	Melts instantly on locks, wipers, and windows



## Rain-X® De-Icer/Windshield Washer Fluid

Part #	Container	Qty	Description
RX68106	12oz Aerosol Can	1/12	Melts precipitation to reduce adherence of frost, snow, and ice. Removes light snow and ice, and helps repel road spray. Effective to -25°F.



## Camco® Xtreme Blue Windshield Washer Fluid

Part #	Container	Qty	Description
TRAD102	1gal Bottle	1/4	Aids in melting frost, snow, and ice. Easily removes road grime and bugs. Effective to -20°F.



## Berkebile 2+2® Gas Line Anti-Freeze

Part #	Container	Qty	Description
BERB150	12oz Bottle	1/12	Isopropyl-based is recommended for fuel-injected cars and trucks and is more effective than methanol. Prevents fuel system freezing by absorbing moisture.



## Berkebile 2+2® Airline Anti-Freeze

Part #	Container	Qty	Description
BERB1800 BERB1801	32oz Bottle 1gal Bottle	1/12 1/4	Prevents freezing on air brake and lines. Contains a seal lubricant and rust inhibitor to help prevent drying of rubber seal.



## Solder Seal® GUNK™ Anti-Freeze and Rust Guard

Part #	Container	Qty	Description
RADM28-32 RADM28-34	32oz Bottle 1gal Bottle	1/12 1/4	Designed to prevent freezing of water and corrosion to metals in lines of heavy duty air brake systems. Provides corrosion protection for the entire system.



## CRC® Air Brake Anti-Freeze and Conditioner

Part #	Container	Qty	Description
CRC5532 CRC5528	32oz Bottle 1gal Bottle	1/12 1/4	Provides complete winter protection for air brake systems. Eliminates and prevents moisture accumulation and icing. Prevents damage to air brake seals - anti-freeze and anti-rust.



## Berkebile 2+2® Fluorescent Green Anti-Freeze & Summer Coolant

Part #	Container	Qty	Description
BERB2300 BERB23055	1gal Bottle 55gal Drum	1/6 1	Permanent, full-strength ethylene glycol-based anti-freeze. Provides excellent corrosion protection for all metal including aluminum. Uses the low silicate formula.



## Polyfreeze® Ultra Guard -34°F Fluorescent Green Anti-Freeze and Coolant

Part #	Container	Qty	Description
PLAF PLAF-55	1gal Bottle 55gal Drum	1/6 1	Meets ASTM D4985 requirements. Designed for use in engines from the smallest aluminum passenger car engines to light duty diesel engines.

# LIQUIDS & SOLVENTS



## Polyfreeze® Gold -34°F Full Strength Anti-Freeze and Coolant

Part #	Container	Qty	Description
PLAF-GOLD PLAF-GOLD-55	1gal Bottle 55gal Drum	1/6 1	Can be used by self or can be added as a "top off" to any vehicle. Can be mixed with any color anti-freeze without causing the cooling system to turn a brown color. Meets ASTM D3306, ASTM D4895, and ASTM D6210 requirements.



## Pride® Fluorescent Green -34°F 50/50 Premix Anti-Freeze and Coolant

Part #	Container	Qty	Description
AF5050 AF5050-55	1gal Bottle 55gal Drum	1/6 1	Superior, year-round protection of metal against rust and corrosion. Convenient ready-to-use solution. Meets ASTM D3306, ASTM D4985, and ASTM D6210 requirements.



## Pride™ 50/50 Premix Universal Gold -34°F Anti-Freeze and Coolant

Part #	Container	Qty	Description
AF5050GD AF5050GD-55	1gal Bottle 55gal Drum	1/6 1	Protects all metals including aluminum. Silicate, phosphate, and nitrate-free formula with foam suppressor provides help to lubricate vital cooling system components and minimizes hot surface scaling. Meets ASTM D3306 & ASTM D4985 requirements.




## Pride™ XL 50/50 Premix -34°F Red/Orange Anti-Freeze and Coolant

Part #	Container	Qty	Description
AF5050L AF5050L-55	1gal Bottle 55gal Drum	1/6 1	Fully compatible, high performance anti-freeze containing advanced corrosion inhibitors and stabilizers that provide long-term protection for complete cooling system. Protects all metals including aluminum. Meets ASTM D3306 and ASTM D4985 requirements.



## Polyfreeze® 5/150 Long Life -34°F Red/Orange Full Strength Anti-Freeze and Coolant

Part #	Container	Qty	Description
PLAF-LL PLAF-LL-55	1gal Bottle 55gal Drum	1/6 1	Hybrid organic acid technology (HOAT) system that is phosphate and silicate-free. Extends water pump seal life through the absence of abrasive solids, gels, and hard water deposits. Will keep engines corrosion-free for 150,000 miles of use. Meets ASTM D3306 & ASTM D4985 requirements.



## Wolf's Head® Super Duty Motor Oil

Part #	Container	Qty	Part #	Container	Qty
WOF1221	1qt SAE 5W-20	1/12	WOF1233	55gal SAE 10W-30	1
WOF1051	1qt SAE 5W-30	1/12	WOF1343	55gal SAE 15W-40 Synthetic	1
WOF1231	1qt SAE 10W-30	1/12	Meets or exceeds the stringest standard of API SM/CF - ILSAC Gf-4 and ACEA A5/B5, A3/B4, A3/B3, A1/B1/C3, C2, and C1. Exceeds the stringest lubricating performance requirements of worldwide engines and formulated to exceed the standard for the Thermal Engine Oil Stability Test (TEOST MHT). Specifically formulated to meet or exceed all new car manufacturers' warranty requirements.		
WOF1042	1qt SAE 10W-40	1/12			
WOF5302	1qt SAE 30W Non-Detergent	1/12			
WOF2302	1qt SAE30W Heavy Duty	1/12			
WOF2402	1qt SAE 40W Heavy Duty	1/12			
WOF3142	1qt SAE 15W-40 Synthetic	1/12			
WOF3184	1gal SAE 15W-40 Synthetic	1/4			
WOF3149	5gal SAE 15W-40 Synthetic	1			
WOF3309	5gal SAE 30W Heavy Duty	1			



## SureGuard® Super Duty Motor Oil

Part #	Container	Qty	Description
SUR1559	5gal SAE 15W-40	1	Multi-viscosity oil that provides superior engine protection no matter what the operating temperature. Protects both domestic and imported vehicles/equipment powered by gasoline or diesel engines. Exceeds the stringent lubricating performance requirements of worldwide engines.
SUR1560	55gal SAE 15W-40	1	



## CAM2® SuperPro Max Motor Oil

Part #	Container	Qty	Description
CAM520	1qt SAE 5W-20	1/12	Oils show improved high temperature deposit control, oil consumption, and fuel economy. Fully licensed to meet or exceed the latest automotive manufacturers of API SN and SN-RC. 5W-20, 5W-30, and 10W-30 are fully licensed to meet and exceed ILSAC GF-5 requirements for use in passenger cars, SUVs, and light duty trucks with gasoline engines. 5W-20 and 5W-30 are synthetic-blend premium oils that provide better low temperature pump ability and protection.
CAM1030	1qt SAE 10W-30	1/12	
CAM2050	1qt SAE 20W-50	1/12	
CAMHD30	1qt SAE 30W	1/12	
CAM33305	5gal SAE 15W-40	1	
CAM1030-55	55gal SAE 10W-30	1	
CAM1040-55	55gal 10W-40	1	
CAM1540-55	55gal SAE 15W-40	1	

# LIQUIDS & SOLVENTS



## CAM2® GL-5 80W-90 Gear Oil

Part #	Container	Qty	Description
CAM50705	5gal Pail	1	Combination of highly-refined base oils and up-to-date additive technology - more economical than oils of lesser quality and lower initial cost. Equipment life may be longer and more trouble-free. Maintenance cost and downtime may be significantly reduced.



## Wolf's Head® Hi-Performance HDX All-Purpose 80W-90 Gear Oil

Part #	Container	Qty	Description
WOF2682	1qt Bottle	1	High quality mineral-base oil product coupled with a robust additive system to give reduced friction, fuel savings, better low temperature start up protection and long life. Helps to improve fuel economy while promoting long gear life. Meets all OEM performance targets. Provides maximum protection for all gear sets. Helps to improve fuel economy while promoting long gear life. Meets all OEM performance targets.
WOF2685	5gal Pail	1	



## SureGuard® GL-5 Gear Oil

Part #	Container	Qty	Description
SUR5206	1gal 80W-90	1/3	Provide excellent load carrying capability, wear resistance and oxidation stability and protect against rust, corrosion, and foaming. Multi-purpose, high performance, extreme pressure lubricants formulated for severe service and severe environments in cars, trucks, and heavy duty equipment.
SUR5200	5gal 80W-90	1	
SUR5400	5gal 85W-140	1	



## SureGuard® Full Synthetic GL-5/MT-1 Gear Oil

Part #	Container	Qty	Description
SUR2175	5gal 75W-90	1	Demonstrated exceptional thermal stability with a low pour point for all climate/all season service, even in extreme conditions, hot climates, and sub-zero temperatures. Superior shock and load carrying capability with rust, corrosion, and oxidation inhibitors and extended drain intervals and improved fuel economy. 75W-90 is typically used for conventional and high performance differentials, manual transmissions, spiral-bevel and hypoid gear, axles, and drives. 75W-140LS (Limited Slip) is typically used for modern, high performance vehicles such as SUVs, vans, and light duty trucks including many LS applications, differentials, final drives, transfer cases, and rear axles. 80W-140 is typically used for heavy duty differentials, manual transmissions, transfer cases, industrial gear units, and component lubrication.
SUR2165	5gal 75W-140LS (Limited Slip)	1	
SUR2185	5gal 80W-140	1	



## CAM2® DX III-H/M Automatic Transmission Fluid

Part #	Container	Qty	Description
CAM30912	1qt Bottle	1/12	Designed for newer generation, electronically controlled transmissions. Meets the performance requirements of Allison Transmission Division C-4 and major hydraulic manufacturers' requirements on anti-wear hydraulic fluids. Suitable for use in transmissions built by General Motors, Daimler, Chrysler, Ford (except where Type F is required), and most foreign manufacturers.
CAM30905	5gal Pail	1	



## Wolf's Head® DX III-H/M Automatic Transmission Fluid

Part #	Container	Qty	Description
WOF2226	1qt Bottle	1/12	Recommended for use in all transmissions, hydraulic systems, and power steering units manufactured by American, European, Korean, Japanese, and other worldwide manufacturers. Meets or exceeds the performance requirements of Dexron III H/Mercon specifications.
WOF2229	5gal Pail	1	



## CRC® Sta-Lube® SAE 30 Compressor Oil

Part #	Container	Qty	Description
CRCSL22133	1gal Bottle	1/4	Cleans valve seat deposits as they form. Prevents ring sticking and reduced wear. Solvent-refined and clay-filtered for long-lasting, anti-foul operation. Helps promote longer life in all types of reciprocating and rotary compressors.



## Lubriplate® AC-2A Petroleum-Based Compressor Oil

Part #	Container	Qty	Description
LUBL0707-054	1qt Bottle	1/12	ISO Grade 100 SAE 30. Formulated to reduce carbon and varnish build-up. Contain fluid zinc to effectively fight friction and wear, thus reducing heat and foam.
LUBL0707-057	1gal Bottle	1/4	
LUBL0707-060	5gal Pail	1	



## CAM2® Premium AW Hydraulic Oil

Part #	Container	Qty	Description
CAMAW32-5	5gal ISO Vis Grade 32	1	Excellent thermal stability and rust and anti-foam protection. Superb anti-wear protection to pumps, motors, valves, and other hydraulic circuit components. Will not contribute to the formation of corrosive reactants or metal-etching acids in the presence of water.
CAMAW32-55	55gal ISO Vis Grade 32	1	
CAMAW46-5	5gal ISO Vis Grade 46	1	
CAMAW46-55	55gal ISO Vis Grade 46	1	
CAMAW68-5	5gal ISO Vis Grade 68	1	
CAMAW68-55	55gal ISO Vis Grade 68	1	


# LIQUIDS & SOLVENTS

## Wolf's Head® Premium AW Hydraulic Oil



Part #	Container	Qty	Description
WOF5119	5gal ISO Vis Grade 46	1	Contains EP Agents and chemical components to control wear, oxidation, sludge, corrosion, foaming, and to promote water separation. Formulated to lubricate hydraulic systems that require wear protection, rust protection, and antioxidancy. Provides robust pump and filtration performance in excess of 5,000 hours - even in the presence of incidental water contamination. Exceeds the requirements of all main pump, filter, and control valve OEMs who have hydraulic lubricant specifications.
WOF5113	55gal ISO Vis Grade 46	1	

## SureGuard® AW Hydraulic Oil



Part #	Container	Qty	Description
SUR3800	5gal ISO Vis Grade 46	1	Balanced blend of quality base stocks and select additives designed for high pressure, heavily loaded hydraulic systems. Highly efficient anti-wear oils formulated with anti-foaming additives and rust oxidation and corrosion inhibitors. Exhibit good water separation and demulsification properties, even above moderate temperatures.
SUR3522	55gal ISO Vis Grade 46	1	

## Lubriplate® HO Series Petroleum-Based Heavy Duty Hydraulic Oil



Part #	Container	Qty	Description
LUBL0760-057	1gal ISO Vis Grade 32	1/4	Formulated for superior performance. Excellent ISO cleanliness ratings. Contains fluid zinc to effectively reduce ring and vane wear. Excellent anti-rust, -corrosion, -foam, and -oxidation properties and high aniline points ensure long seal life with fewer leaks. Can withstand elevated temperature and high pressures over extended drain intervals. High, natural VI provides stable viscosities over a wide temperature range.
LUBL0760-060	5gal ISO Vis Grade 32	1	
LUBL0760-062	55gal ISO Vis Grade 32	1	
LUBL0761-057	1gal ISO Vis Grade 46	1/4	
LUBL0761-060	5gal ISO Vis Grade 46	1	
LUBL0761-062	55gal ISO Vis Grade 46	1	
LUBL0762-057	1gal ISO Vis Grade 68	1/4	
LUBL0762-060	5gal ISO Vis Grade 68	1	
LUBL0762-062	55gal ISO Vis Grade 68	1	

## Lubriplate® Hydraulic Jack Oil



Part #	Container	Qty	Description
LUBL0768-054	1qt Bottle	1/12	Contains anti-wear and anti-corrosion additives. Designed to meet the requirements of most jacks.

## CRC® Sta-Lube® SAE 20 Hydraulic & Jack Oil



Part #	Container	Qty	Description
CRCSL2552	1qt Bottle	1/12	Protects all parts in hydraulic jacks over a wide temperature range. Prevents foaming, rust oxidation, corrosion, and seal swell.
CRCSL2553	1gal Bottle	1/12	

## CAM2® ProMax™ Premium Universal Tractor Hydraulic Fluid



Part #	Container	Qty	Description
CAM16505	5gal Pail	1	Designed for use in equipment utilizing a common pump or requiring a single fluid for final drive, transmission, differential power take-off (PTO) units and wet brake system. Blended from highly refined base stocks and formulated for long-term service under severe conditions.

## Wolf's Head® Tractor Hydraulic Fluid



Part #	Container	Qty	Description
WOF4019	5gal Pail	1	Suitable for use in all major OEM equipment. Designed for use in all kinds of farm equipment, off-highway machinery, industrial factors, final drives, power take-off units, wet brakes, power steering units, and hydraulic systems.

## CAM2® ProMax™ 303 Tractor Hydraulic Fluid



Part #	Container	Qty	Description
CAM16705	5gal Pail	1	Blend of highly-refined base oils with a superior additive package. Serves as a hydraulic medium, power steering, power brake, and power take-off. Designed to lubricate the transmission, differential, and final gear drives in tractors and implements drive fluid.

## CAM2® Synavex LS (Limited Slip) Tractor Hydraulic Fluid



Part #	Container	Qty	Description
CAM54705	5gal Pail	1	Full synthetic, heavy duty, extreme pressure, multi-grade gear oil manufactured with high quality synthetic base oil. May allow longer drain intervals, extended equipment life, and significant reduction in maintenance cost and downtime.

# LIQUIDS & SOLVENTS

## Lubriplate® Syn Lube 32, 46, 68, & 100 Series Polyalphaolefine-Based 100% Synthetic Fluid



Part #	Container	Qty	Description
LUBL0970-060	5gal ISO Vis Grade 32	1	High performance, multi-purpose, zinc-free fluids that help significantly reduce, consolidate, and simplify lubricant inventory. Formulated with state of the art additives and provide outstanding performance in a wide range of applications thus reducing the need to carry a variety of lubricants. Recommended for many types of rotary screw and piston type air compressors, hydraulic systems, blowers, and turbine oil applications.
LUBL0970-062	55gal ISO Vis Grade 32	1	
LUBL0971-057	1gal ISO Vis Grade 46	1/4	
LUBL0971-060	5gal ISO Vis Grade 46	1	
LUBL0971-062	55gal ISO Vis Grade 46	1	
LUBL0972-060	5gal ISO Vis Grade 68	1	
LUBL0972-062	55gal ISO Vis Grade 68	1	
LUBL-0973-060	5gal ISO Vis Grade 100	1	
LUBL0973-062	55gal ISO Vis Grade 100	1	

## Lubriplate® Syn Lube 150, 220, 320, & 460 Series Polyalphaolefine-Based 100% Synthetic Fluid



Part #	Container	Qty	Description
LUBL0974-057	1gal ISO Vis Grade 150	1/4	High performance, multi-purpose, zinc-free fluids that help significantly reduce, consolidate, and simplify lubricant inventory, formulated with state of the art additives. Provides outstanding performance in a wide range of applications, thus reducing the need to carry a variety of lubricants. 150, 220, 320, & 460 are recommended for gear boxes, bearings, chains, and re-circulating systems. 220 and 460 pass 12 stages of the FZG test.
LUBL0974-060	5gal ISO Vis Grade 150	1	
LUBL0974-061	16gal ISO Vis Grade 150	1	
LUBL0974-062	55gal ISO Vis Grade 150	1	
LUBL0975-057	1gal ISO Vis Grade 220	1/4	
LUBL0975-060	5gal ISO Vis Grade 200	1	
LUBL0976-057	1gal ISO Vis Grade 320	1/4	
LUBL0976-060	5gal ISO Vis Grade 320	1	
LUBL0977-057	1gal ISO Vis Grade 460	1/4	
LUBL0977-060	5gal ISO Vis Grade 460	1	

## Lubriplate® Air Tool Lubricant



Part #	Container	Qty	Description
LUBL0713-054	1qt Bottle	1/12	Proven excellent air-line lubricant, used effectively on lift cylinders of can fillers in breweries and bottling plants. Designed for both rotary and reciprocating types of air tools such as hammers, impact wrenches, air motors, grinders, reamers, and drills. Removes gumming and sludge.

## CRC® Sta-Lube® SAE 10 Air Tool Oil



Part #	Container	Qty	Description
CRCSL2531	15oz Bottle	1/12	Lubricates and protects pneumatic equipment. Increases torque & assures long tool life. Reduces rust, varnish, sludge, and acids.
CRCSL2533	1gal Bottle	1/4	

## CRC® Food Grade Machine Oil



Part #	Container	Qty	Description
CRC3081	16oz Aerosol Can	1/12	Efficient and effective general purpose lubricant used for food processing equipment. Contains no silicone and is virtually odorless and colorless. Will not harm metal, wood, plastic, or painted surfaces. Penetrates and loosens rust, scale, dirt, and corrosion to free parts and fasteners. NSF H1 registered and meets FDA Regulation 21 CFR 178.3570 for incidental food contact.

## CRC® Food Grade Penetrating Oil



Part #	Container	Qty	Description
CRC3086	16oz Aerosol Can	1/12	Non-silicone general purpose lubricant for use on all food processing equipment, fittings, and fixtures. Used to loosen rust, scale, and corrosion around fasteners and hose fittings on food processing equipment. Colorless, odorless, and tasteless, highly-refined white mineral oil. Zero VOC. NSF H1 registered for incidental food contact.

## CRC® Food Grade Chain Lube



Part #	Container	Qty	Description
CRC3055	16oz Aerosol Can	1/12	Formula contains anti-wear properties to extend chain life. Special blend of synthetic lubricants and mineral oil designed to keep roller drive and conveyor chains lubricated. Lubricates and protects moving parts by reducing friction and wear. Foaming action penetrates chain bushings and pins, and provides maximum adhesion. Non-drying film effectively lubricates metal surfaces. NSF H1 registered for incidental food contact.

## CRC® Food Grade Silicone



Part #	Container	Qty	Description
CRC3040	16oz Aerosol Can	1/12	Multi-purpose silicone spray for food processing and handling applications. Excellent release agent and lubricant for all surfaces. Forms a colorless, odorless, non-staining film that lubricates and protects most metal to non-metal applications. Silicone film eliminates binding and sticking while protecting most surfaces. Harmless to most rubber and plastics. Wide effective temperature range of -40°F to +400°F. Convenient 360° spray valve - can be sprayed from any position. NSF H1 registered for incidental food contact and meets FDA Regulation 21 CFR 178.3570.
CRC3041	5 gallon Pail	1	

# LIQUIDS & SOLVENTS



## Lubriplate® General Purpose Food Machinery Grade Silicone Lubricant

Part #	Container	Qty	Description
LUBL0723-063	16oz Aerosol Can	1/12	NSF H1 registered for incidental food contact - contains 20% silicone. Developed for use on bottling, dairy, & food processing machinery. For use on slides, o-rings, rubber seals, & for general lubrication.



## Berkebile 2+2® Red Grease

Part #	Container	Qty	Description
BERB3600	16oz Aerosol Can	1/12	Aluminum complex EP grease with Molydenum disulfide in an aerosol can. Dispenses as thin liquid, solvent evaporates setting up red grease in hard to reach areas.



## CRC® Red Grease

Part #	Container	Qty	Description
CRC3079	16oz Aerosol Can	1/12	Heavy duty NLGI Grade 2 aluminum complex-based grease that provides superior lubrication and can extend the operating service life of equipment and reduce wear, galling, and scoring. Waterproof and resistant to acids, alkalis, salt, oxidation, weather, and steam, and prevents corrosion. Red cover produces easy visual inspection. Withstands high temperatures - up to 500°F. Withstands high pressure - 45lb Timkin OK load.



## Permatex® White Lithium Grease

Part #	Container	Qty	Description
PER81981	16oz Aerosol Can	1/12	All-purpose white lubricant for metal to metal to plastic applications. Stainless, non-toxic, and contains no ODCs. Lubricates door hinges, hood latches, trunk latches, hatchback struts, seat tracks, garage doors, delivery truck door tracks. Protects against rust and makes surfaces friction-free. Withstands moisture and high heat.



## CRC® White Lithium Grease

Part #	Container	Qty	Description
CRC3080	16oz Aerosol Can	1/12	High purity, high quality NLGI Grade 2 white, lithium-based aerosol grease that provides superior lubrication and durability in any weather or temperature. Protects with a tough, high-viscosity film. Excellent as a break-in lubricant for bearings and for general purpose lubrication and corrosion protection of machinery, tools, and equipment. White color allows for easy visual inspection of film coverage. Contains rust and oxidation inhibitors for superior metal protection. Excellent heat and water resistance. Smooth, buttery consistency provides optimum surface coverage. NSF H2 registered for use in meat and poultry plants.



## Berkebile 2+2® White Lithium Grease

Part #	Container	Qty	Description
BERB800	12oz Aerosol Can	1/12	High viscosity grease that stands up to extreme heat. Aerosol dispenser easily puts grease where needed.



## Lubriplate® Spray Lube "A"

Part #	Container	Qty	Description
LUBL0034-063	12oz Aerosol Can	1/12	Multi-purpose, white, lithium-based lubricant of medium density. Excellent for latches, locks, hinges, battery terminals, and other hardware. Sprays like a fluid, congeals to a grease.



## CRC® 3-36 Multi-Purpose Lubricant and Corrosion Super Penetrant

Part #	Container	Qty	Description
CRC3005	16oz Aerosol Can	1/12	Multi-purpose lubricant, penetrant, and corrosion inhibitor forms a clear, thin film that lubricates, prevents corrosion, displaces moisture, penetrates through corrosion to loosen frozen parts and cleans without leaving a sticky residue. VOC compliant. Convenient 360° spray valve - spray from any position. NSF H2 registered for use in meat and poultry plants.
CRC3006	1 gallon Bottle	1/4	



## CRC® Screwloose® Super Penetrant

Part #	Container	Qty	Description
CRC3060	16oz Aerosol Can	1/12	Quickly penetrates through rust and corrosion to rapidly free corroded bolts, screws, fasteners, pins, and bound mechanisms. Clear formula contains no dyes and leaves no mess to ease disassembly of mechanical equipment, fittings, and fixtures. NSF H2 registered for use in meat and poultry plants.
CRC3062	1 gallon Bottle	1/4	

# LIQUIDS & SOLVENTS



## CRC® Knock'er Loose® Penetrating Solvent

Part #	Container	Qty	Description
CRC3020	16oz Aerosol Can	1/12	Industrial strength, low viscosity lubricant and penetrant designed to quickly loosen and free seized, bound, or frozen fasteners. Quickly dissolves rust, scale, gum grease, and corrosion with a formula that creeps into the crack, seams, threads, and joints better than the competition - lubricating residue prevents corrosion. Eases the disassembly of machinery, tools, and equipment for routine maintenance and emergency repairs. NSF H2 registered for use in meat and poultry plants.
CRC3021	1 gallon Bottle	1/4	



## Permatex® Fast Break Super Penetrant

Part #	Container	Qty	Description
PER80052	16oz Aerosol Can	1/12	Heavy duty penetrant for rusted and frozen assemblies. Penetrates rust, scale, paint, varnish, carbon, or gum. Lubricates to free any corroded or seized parts.



## Lubriplate® Gear Shield Extra Heavy

Part #	Container	Qty	Description
LUBL0152-063	11oz Aerosol Can	1/12	Developed for easy lubrication of open gears. A tough, tacky grease. Excellent for fifth wheel applications.



## Lubriplate® Chain and Cable Fluid

Part #	Container	Qty	Description
LUBL0135-063	12oz Aerosol Can	1/12	Superior penetrating and cleansing, non-gumming oil - excellent drilling, tapping, and sawing oil. Lubricates wire rope, chain, cables, and any moving metal surfaces while protecting bright work, loosens rust nuts, and bolts, and prevents rust and corrosion.



## CRC® Extreme Duty Open Gear and Chain Lube

Part #	Container	Qty	Description
CRC3058	16oz Aerosol Can	1/12	Provides maximum lubrication and shock protection, reduces gear noise, and prevents scoring and welding of gear teeth. Tough, tacky, solid film lubricant used or reducing friction and wear. Heavy duty compound specially prepared to penetrate pores of metal with exceptional "stay-put" characteristics. Wide temperature range of -25°F to +350°F. Will not wash or wear because of weather. Contains Moly and graphite.



## CRC® Chain and Wire Rope Lubricant

Part #	Container	Qty	Description
CRC3050	16oz Aerosol Can	1/12	Specifically formulated blend of synthetic lubricants and organic Molydenum, anti-wear additive that penetrates deep and leaves a tough film that lubricates and protects. Extends the working life of chains and wire rope and reduces wear caused by friction and corrosion. Resists water wash-off and high temperature sling off - up to 350°F continuous high temperature stability. Absorbs pin/bushing shock and cushions, rollers, pins, and bushings. Can be applied with guard in place to eliminate costly downtime. NSF H2 registered for use in meat and poultry plants.



## Permatex® Chain Lube

Part #	Container	Qty	Description
PER80075	6oz Aerosol Can	1/12	Cleans, lubricates, extends life, and protects all types of roller chains, gears, and cables that operate under exposed conditions. Ideal for any chain-driven tool or vehicle such as motorcycles, mopeds, chainsaws, lawnmowers, and bicycles. Easy to apply foaming action assures effective application. Contains no ODCs. Repels dirt, sand, and dust and minimal "throw-off."



## Permatex® Belt Dressing and Conditioner

Part #	Container	Qty	Description
PER80073	12oz Aerosol Can	1/12	Lubricates fan belts, water pumps, power steering, sewing machines, washing machines, air conditioners, lawn mowers, and power tools. Extends belt life and eliminates squeaking and slippage. Prevents belt slippage due to heat, cold, dampness, dust, and adglazing. Penetrates the cord fibers of "V" belts to restore pliability and flexibility.



## CRC® Power Lube® Multi-Purpose Lubricant

Part #	Container	Qty	Description
CRC5005	12oz Aerosol Can	1/12	Fast-acting, multi-purpose lubricant - all in one product quickly penetrates, lubricates, stops squeaks, fights corrosion, and loosens rusted parts. Clings to metal for long-lasting lubrication and corrosion protection. Safe on plastics. Odor-free and non-staining.
CRC5006	16oz Aerosol Can	1/12	
CRC5007	1 Gallon Bottle	1/4	

# LIQUIDS & SOLVENTS



## CRC® Power Lube® Multi-Purpose Lubricant

Part #	Container	Qty	Description
CRC3045	16oz Aerosol Can	1/12	High performance, multi-purpose lubricant with the benefits of PTFE to provide long-lasting lubrication and protection against friction, wear, and corrosion. Displaces moisture and seals out corrosion and increases life and operating efficiency of parts and equipment - withstands extreme load carrying situations. Surpasses 3750lbs on Falex Load Test (ASTM D-3223). NSF H2 registered for use in meat and poultry plants.



## Berkebile 2+2® Silicone Lubricant

Part #	Container	Qty	Description
BERB303	16oz Aerosol Can	1/4	Prolongs life of rubber weather stripping. Lubricates, waterproofs, and prevents freezing moving parts.



## Permatex® Silicone Spray Lubricant

Part #	Container	Qty	Description
PER80070	16oz Aerosol Can	1/12	Prevents binding, sticking, and deterioration and protects and renews rubber mountings, bushing, and weather stripping. Lubricates, waterproofs, and electrically insulates all types of mechanical equipment, door locks, truck lids, brake cables, and rubber molding. High silicone formula does not attract dust or dirt and is non-gumming. Will not mark paint, rubber, or plastic surfaces.



## CRC® Extreme Duty Silicone Lubricant

Part #	Container	Qty	Description
CRC3030	16oz Aerosol Can	1/12	For use on all metallic and non-metallic surfaces - reduces friction and galling even on metal-to-metal contact area. Premium grade silicone fluid that exhibits superior lubrication and temperature and viscosity characteristics. High grade release and parting agent - clear, non-staining, odorless film resists moisture with high temperature resistance of -100°F to 450°F. Convenient 360 spray valve - can be sprayed from any position. High pressure - can withstand 1200lbs - Falex Test. NSF H2 registered for use in meat and poultry plants.



## Berkebile 2+2® Pen Lube with Teflon

Part #	Container	Qty	Description
BERB3900	16oz Aerosol Can	1/12	Ideal for moving parts - for use on auto, marine, farm, and industrial equipment. Long-lasting teflon formulation surpasses standard penetrating oils. Provides quick penetration, loosens sticking, rusted, and "frozen" parts and joints.



## WD-40® Industrial Size Lubricant

Part #	Container	Qty	Description
WD10116	16oz Aerosol Can	1/12	Stops squeak and drives out moisture. Removes and protects, loosens rusted parts. Frees sticky mechanisms.



## WD-40® Smart Straw Lubricant

Part #	Container	Qty	Part #	Container	Qty
WD11005	8oz Aerosol Can	1/12	WD11007	11oz Aerosol Can	1/12



## Heavy Duty WD-40®

Part #	Container	Qty	Description
WD10010	1 gallon Can	1/4	Protects metal from rust and corrosion, penetrates stuck parts, displaces moisture and lubricates just about anything. Known as "the can with thousands of uses." Cleans grease, grime, and other marks from most surfaces. Stops squeaks, drives out moisture, and frees sticky mechanisms. Removes and protects and loosens rusted parts. Available in 5 gallon sizes.



## Lubriplate® SFGO-7 Ultra Spray

Part #	Container	Qty	Description
LUBL0912-063	11oz Aerosol Can	1/12	Excellent general purpose penetrating fluid - high performance, 100% synthetic, multi-purpose chain and penetrating lubricant provides quick, clean lubrication right where it is needed. Ideal for all types of machinery including non-food plant equipment, chains, slides, tools, and general lubrication. Works well over a wide temperature range of -25°F to +250°F. NSF H1 registered for incidental food contact.



## Lubriplate® X-357 Lubricant

Part #	Container	Qty	Description
LUBL0912-063	11oz Aerosol Can	1/12	Special extreme pressure lubricant that penetrates and adheres. For use on pintle hooks, slide axles, open gears, and fifth wheels. Water resistant, contains moly-disulfide and is unaffected by temperature extremes.



# LIQUIDS & SOLVENTS

## CRC® Dry Graphite Lube



Part #	Container	Qty	Description
CRC3094	16oz Aerosol Can	1/12	Dry film lubricant that is ideal for application where petroleum products must be avoided - dries rapidly at room temperature. Bonds instantly to metal, rubber, plastic, and most substrates to form a dirt-repelling barrier that lubricates and protects the surface from pressure and friction. Lowers friction and prevents galling. Withstands temperatures up to 850°F constant and 1000°F intermittent, extreme pressures, water, and chemical attack. Resists dirt, dust, and oil build-up and has excellent conductivity.

## CRC® Dry Moly Lube



Part #	Container	Qty	Description
CRC3084	16oz Aerosol Can	1/12	Specially formulated dry film lubricant incorporating a concentrated dispersion of molybdenum disulfide. Lowers friction, prevents galling, and helps to reduce torque and energy consumption. High anti-friction and anti-seizure properties. Resists high temperatures up to 650°F, high pressure water and chemical attack. Fast-drying film resists dirt and dust build-up. Harmless to most plastics, rubbers and metals. Non-conductive.

## Permatex® B Force™ Multi-Purpose Lubricant



Part #	Container	Qty	Description
PER80059	12oz Aerosol Can	1/12	Biodegradable lubricant and penetrant that performs as well or better than other traditional petroleum-based products. Formulated from 100% renewable feedstock base - safe to use on a variety of home, auto, and industrial uses - safe to use both indoors and outdoors. Contains no VOCs and won't pollute the water and soil or harm pets and children.

## CRC® Di-Electric Grease



Part #	Container	Qty	Description
CRC3082	16oz Aerosol Can	1/12	Waterproofs electrical connections and components to protect against arcing due to moisture and other contaminants. Non-curing silicone compound used for electrical sealing, lubricating, protecting, and insulating. Excellent lubricant for rubber and plastic parts. Improves electrical performance during adverse conditions such as rain, fog, salt spray, and temperature extremes. Wide temperature range of -70°F to +400°F. Meets FDA Regulation 21 CFR 175.300 (release agent) and 21 CFR 178.3570 (lubricant, incidental food contact).

## Welder's Anti-Spatter Spray



Part #	Container	Qty	Description
CRC3083	16oz Aerosol Can	1/12	Prevents spatter from adhering to surrounding metal surfaces during welding. Eliminates the need to chisel, grin, or wire brush after welding. Rust-inhibiting additive prevents flash rust. Water-based formula allows for easy clean-up without the use of solvent cleaners. Does not contain silicone or ODCs, low odor, and a non-hazardous decomposition.

## CRC® Copper Anti-Seize and Lubricating Compound



Part #	Container	Qty	Description
CRC14095	16oz Aerosol Can	1/12	Copper-based, smooth texture formula with fine particle sizing, general purpose, anti-seize lubricant that prevents seizing and galling caused by high temperature, heavy loads, vibration, and corrosion. Excellent choice for closely fitting parts needed extreme lubrication. High temperature resistance protects parts up to 1800°F and will not harden - heat aging won't affect lubricity of the product. Electrically conductive - does not insulate and interrupt current flow. Does not compromise integrity of soft metals.
CRCSL35901	8oz Brush Top Bottle	1/12	

## Permatex® Enhanced Formula Anti-Seize Lubricant



Part #	Container	Qty	Description
PER81343	1oz Tube, Carded	1/12	Non-aerosol version meets Mil Spec #907E. Highly refined blend of aluminum, copper, and graphite lubricants. Use during assembly to prevent galling, corrosion, & seizing due to weather chemicals - assures easy disassembly. Temperature range is between -60°F to 1600°F. Ideal for marine use. Suggested applications include for easy removal of spark plugs, cylinder head and exhaust head bolts, apply to anchor pins on brake assemblies, u-bolts, hinges, gears, chain sprockets, & rollers.
PER80071	4oz Brush Top Bottle	1/12	
PER80078	8oz Brush Top Bottle	1/12	
PER81464	12oz Aerosol Can	1/12	
PER80208	16oz Brush Top Bottle	1/12	

## Permatex® Copper Anti-Seize Lubricant



Part #	Container	Qty	Description
PER31163	8oz Brush Top Bottle	1/12	Premium quality copper anti-seize and thread lubricant that may be used to prevent seizing, corrosion, and galling where high temperature conditions exist. Contains high percentage of micro-fine copper flakes in a semi-synthetic grease carrier and is fortified with high quality rust and corrosion inhibitors. -30°F to 1800°F temperature range and provides good electrical conductivity. Meets Mil Spec #907E. Suggested applications include spark plug threads installed in aluminum exhaust manifold bolts, engine bolts, oxygen bolts and sensors, knock sensors, thermostat housing bolts, and fuel filter fittings.
PER09128	16oz Brush Top Bottle	1/12	

# LIQUIDS & SOLVENTS



## Permatex® Nickel Anti-Seize Lubricant

Part #	Container	Qty	Description
PER77124	8oz Brush Top Bottle	1/12	Protects metal parts from seizing and galling at temperatures up to 2400°F. Recommended where copper contamination must be avoided - under conditions of extreme pressure and temperature - and with stainless steel, titanium, and nickel alloys. Suggested applications include exhaust manifold bolts, exhaust systme bolts, muffler clamps and tailpipe assemblies.
PER77164	16oz Brush Top Bottle	1/12	



## Permatex® Silk-Pak Fifth Wheel Grease

Part #	Container	Qty	Description
PER01010	16oz Brush Top Bottle	1/12	Designed for heavy duty application and effective at extreme temperatures and environment conditions. Premeasured grease comes in a handy pouch, requires no tools, and creates no mess. Suggested applications include all fifth wheel applications, sliding, and oscillating to all vehicle types.



## Permatex® Dielectric Tune-Up Grease

Part #	Container	Qty	Description
PER81150	.33oz Tube, Carded	1/12	Protects electrical connectors and wiring from salt, dirt, and corrosion. Extends the life of the bulb socket and prevents voltage leakage around any electrical connection. Prevents spark plugs from fusing to boots. Required for modern, high energy ignition systems. Suggested applications include marine and automotive electrical connections, spark plug boots, and trailer hitches.
PER22058	3oz Tube, Carded	1/6	



## Permatex® Ultra Disc Brake Caliper Lube

Part #	Container	Qty	Description
PER24110	8oz Brush Top Bottle	1/6	Environmentally-friendly, green, non-melting synthetic lubricant. Formulated to lubricate under the most adverse brake conditions. Assures that critical caliper pins, sleeves, bushings, and pistons remain lubricated through pad life.



## Permatex® Disc Brake Quiet

Part #	Container	Qty	Description
PER80729	(2) .25oz Pouch, Carded	1/12	Stops brake squeal by dampening vibration at caliper/brake pad interface and protects against corrosion. Provides tighter fit and allows for easier diassembly. Compatible with anti-lock brake systems. COnains an elastomeric polymer for use iwth brake pads not having anti-squeal shims. Suggested applications include automotive disc brakes, outboard and indoor pads for disc braking systems, disc brake pads without anti-squeal shims.
PER80077	12oz Aerosol Can	1/12	



## Bostik® Never•Seez® Regular Grade Components

Part #	Container	Qty	Description
BOST-NS-168	8lb Flat Top Can	1/12	Protects against rust, corrosion, carbon fusion, and seizure at high temperatures. Temperature range is between -297°F to 1800°F. Keeps parts working with less wear and enables faster disassembly when repairs are needed.
BOST-NSA-16	16oz Aerosol Can	1/12	
BOST-NSBT-4	4oz Brush Top Can	1/12	
BOST-NSBT-8	8oz Brush Top Can	1/12	
BOST-NSBT-16	1lb Brush Top Can	1/4	



## Bostik® Never•Seez® Pure Nickel Special Components

Part #	Container	Qty	Description
BOST-NSBT-8N	8oz Brush Top Can	1/12	Prevents galling on steel-to-stainless, titanium, magnesium, and other hard metals. Excellent heat-dispersing qualities - temperature range is between -297°F to 2400°F. Suggested applications include fittings exposed to high temperatures, stainless steel pipe fittings, flanges, pump fittings, fasteners in exhaust manifolds, boilers, and steam generators.

## Permatex® Ultra Blue® Multi-Purpose RTV Silicone Gasket Maker

Part #	Container	Qty	Description
PER81724	3.35oz Tube, Carded	1/12	OEM specified - sensor safe, low odor, non-corrosive changes. Outstanding oil resistance and joint movement tolerance. 8x more flexible that cork/composite gaskets, 3x more oil resistant than conventional silicones. Temperature range is -65°F to 500°F (-54°C to 260°C) intermittent and resists auto and shop fluids and vibration.
PER85519	9.5oz PowerBead Can	1/16	

## Permatex® Sensor-Safe Blue RTV Silicone Gasket Maker

Part #	Container	Qty	Description
PER80022	3.35oz Tube, Carded	1/12	Replaces almost any cut gasket that resist cracking, shrinking, and migrating. Coates precut gaskets to increase reliability - will not foul oxygen sensors. Temperature range is -65°F to 500°F (-54°C to 260°C) intermittent and resists auto and shop fluids. Suggested applications include valve covers, oil pans, timing covers, water pumps, and thermostat housings.
PER85860	7.25oz PowerBead Can	1/6	
PER80628	11oz Cartridge	1/6	

14



# LIQUIDS & SOLVENTS

## Permatex® Ultra Black® Maximum Oil Resistance RTV Silicone Gasket Maker



Part #	Container	Qty	Description
PER82180	3.35oz Tube, Carded	1/12	OEM specified - for dealership warrant requirements - it ensures extended drive train warranty compliance. Fast-curing formula, sensor safe, low odor, and non-corrosive. Retains high flexibility and has oil resistant properties through use of patented adhesion system. Temperature range is -65°F to 500°F (-54°C to 260°C) intermittent and resists auto and shop fluids and vibration. Meets performance specs of OE silicone gaskets. Suggested applications include valve covers, oil pans, intake manifold end seals, timing covers, and differential covers.
PER85080	7.25oz PowerBead Can	1/6	
PER24105	13oz Cartridge	1/12	

## Permatex® Ultra Grey® Rigid High-Torque RTV Silicone Gasket Maker



Part #	Container	Qty	Description
PER82194	3.35oz Tube, Carded	1/12	Designed specifically for high-torque and vibration applications - like those common in import engines. OEM specified - exceeds manufacturers' performance requirements. Non-corrosive, low odor, and maximum vibration resistance with outstanding resistance to oils, cooling, and shop fluids. Temperature range is -65°F to 500°F (-54°C to 260°C) intermittent. Suggested applications include valve covers, oil and transmission pans, intake manifold end seals, timing covers, water pumps, and thermostat housings.
PER85084	9.5oz PowerBead Can	1/6	

## Permatex® Ultra Copper® High Temperature RTV Silicone Gasket Maker



Part #	Container	Qty	Description
PER81878	3oz Tube, Carded	1/12	Sensor safe, low odor, non-corrosive, and superior adhesion. OEM specified - most advanced, high temp RTV silicone gasket available for high operating temperatures common in 4-cylinder, turbocharged, or high performance engines. 3x more oil resistant than conventional silicones, 8x more flexible than that of cut gaskets. Resists auto and shop fluids and vibration. Temperature range is -65°F to 500°F (-54°C to 260°C) intermittent. Suggested applications include exhaust manifolds/headers, valve covers, oil pans, timing covers, water pumps, and thermostat housings.

## Permatex® High-Temp Red RTV Silicone Gasket Maker



Part #	Container	Qty	Description
PER81878	3oz Tube, Carded	1/12	OEM specified - formulated for high temperature applications or heavy duty use such as towing, etc. Replaces almost any cut gasket by making reliable "formed in place" gaskets that resist cracking, shrinking, and migrating caused by thermal cycling. Coates precut gaskets to increase reliability. Temperature range is -65°F to 500°F (-54°C to 260°C) intermittent. Suggested applications include valve covers, oil pans, timing covers, water pumps, and thermostat housing.
PER85915	7.25oz PowerBead Can	1/6	
PER81409	11oz Cartridge	1/12	

## Permatex® Anaerobic Gasket Maker



Part #	Container	Qty	Description
PER51813	50ml Bottle, Carded	1/6	Parts disassemble easily even after extended service and old gasket material can be removed in minutes with a simple putty knife. OEM-specified - ideal for on the spot and emergency repairs or when conventional gasket is unavailable. Non-corrosive gasketing material designed primarily for use on aluminum, iron, and steel flanged mating surfaces. Fills gaps up to .015" and cures to a solvent-resistant seal that will not tear or decay during service. Suggested applications include water pumps, thermostat housings, transmission pans, transmission case covers, transaxles casings, and o-ring replacement.

## Permatex® Pipejoint Compound



Part #	Container	Qty	Description
PER80045	16oz Bottle	1/12	Universal sealant - lubricates and seals threaded joints on water, oil, and fuel lines. Temperature range of -65°F to 400°F. Resists common stop fluids. Suggested applications include thread fittings and plumbing applications.

## Permatex® Super High Tack™ Gasket Sealant



Part #	Container	Qty	Description
PER80060	1.75oz Tube, Carded	1/12	Fast-drying sealing works like a contact adhesive. Resists gasoline, oil, anti-freeze, and axle lube. Temperature range of -65°F to 500°F. Suggested applications include selas rubber, cork, paper, and composite gaskets and hose connections.

## Permatex® High Tack™ Gasket Sealant and High Tack Spray-A-Gasket® Sealant



Part #	Container	Qty	Description
PER80062	4oz Brush Top Can	1/12	Fast-drying, all-purpose sealant dries to highly tacky, non-brittle film - reliable general adhesive. Resists gasoline, oil, anti-freeze, axle lube, kerosene, propane, and butane. Remains effective at temperatures of -65°F to 500°F. Suggested applications for gasket sealant include valve covers, fuel pumps, carburetors, and manifold gaskets. Suggested applications for Spray A Gasket include seals all felt, cork, metal, paper, and rubber.
PER80063	16oz Brush Top Can	1/12	
PER80065	12oz Aerosol Can	1/12	

14

# LIQUIDS & SOLVENTS



## Permatex® Copper Spray-A-Gasket® Hi-Temp Sealant

Part #	Container	Qty	Description
PER80697	12oz Aerosol Can	1/12	Fast-drying, metallic copper sealant helps dissipate heat, prevents gasket burnout, and improves heat transfer. Fills minor surface irregularities - seals instantly - fills hot spots and surface imperfections. Resists all types of automotive fluids, especially gasoline. Temperature range of -50°F to 500°F. Suggested applications include cylinder head gaskets, carburetor gaskets, exhaust manifold gaskets, and other high temperature applications.



## Permatex® Form-A-Gasket® No. 1 Sealant

Part #	Container	Qty	Description
PER80008	3oz Tube, Carded	1/12	Fast-drying, non-hardening, brush-top sealant approved for use in aviation as well as automotive applications. Resists gasoline, oil, and grease. Temperature range of -65°F to 400°F. Suggested applications include close-fitting machine surfaces, sealing hoses, and solid gaskets.



## Permatex® Form-A-Gasket® No. 2 Sealant

Part #	Container	Qty	Description
PER80016	3oz Tube, Carded	1/12	Use where sealing is more important than adhesion. Slow-drying, non-hardening sealant designed for sealing cut gaskets and stamped parts. Resists common shop fluids and fuels. Allows for easy disassembly if required. Temperature range of -65°F to 400°F. Suggested applications include valve cover gaskets and oil pan gaskets.



## Permatex® Aviation Form-A-Gasket® No. 3 Sealant Liquid

Part #	Container	Qty	Description
PER80017	16oz Bottle	1/12	Slow-drying, non-hardening, brush-top sealant approved for use in aviation as well as automotive applications. Resists gasoline, oil, and grease. Temperature range of -65°F to 400°F. Suggested applications include close-fitting machined surfaces, sealing hose, and solid gaskets.
PER80019	4oz Bottle	1/12	



## Permatex® Pneumatic/Hydraulic Sealant

Part #	Container	Qty	Description
PER80017	36ml Bottle, Carded	1/6	Reliably cures on "as received" fasteners and controlled locking strength affords easy disassembly. OEM-specified - designed for locking and sealing high pressure hydraulic and pneumatic systems. Contains no fillers or particles which could contaminate system fluids, fuel valves, or clog fine filters and screens. Suggested applications include hydraulic line fittings, brake fittings, transmission fluid fittings, and PTO fittings.



## Permatex® Anaerobic Flange Sealant

Part #	Container	Qty	Description
PER51531	50ml Tube	1/6	OEM-approved - use where OE's specify "anaerobic" gasket. Cures in the absence of air - eliminates preformed, pre-cut paper, rubber, and cork gaskets - flexes with flanges that move in service. Flexible gasketing material for use in rigid machined flanges with less than .015" gap and withstands temperatures up to 300°F. Suggested applications include water pumps, thermostat housings, transmission pans, transmission case covers, engine cases, timing covers, transaxle casing, and o-ring replacement.



## Permatex® Thread Sealant with PTFE

Part #	Container	Qty	Description
PER80631	1oz Tube, Carded	1/12	Economical, general purpose fitting sealant. Outperforms tapes and pipe dopes. Seals and resists pressure in air, oil, diesel fuel, and hydraulic systems. Remains pliable at higher and lower temperatures. Temperature range of -65°F to 300°F. Resists common shop fluids. Suggested applications include air conditioning fitting, temperature sending fittings, and hydraulic fittings.
PER80632	4oz Can	1/12	



## Permatex® High Temperature Thread Sealant

Part #	Container	Qty	Description
PER59214	6ml Tube, Carded	1/12	OEM specified - locks and seals threaded fittings - lubricates threads for easy assembly and disassembly. Resists leakage, vibration loosening, moisture, hydraulic fluids, and diesel fuel - contains PTFE. Won't shred or wear like Teflon tape - parts may be repositioned up to four hours after applications. Temperature range is -65°F to 400°F. Suggested applications include head bolts into through holes, oil PSI sending units and sensors, oil and coolant lines, fuel fittings, rear axle fill plug, and brake and power steering fittings.
PER59235	50ml Tube, Carded	1/12	



## Permatex® High Performance Thread Sealant with Teflon

Part #	Container	Qty	Description
PER56521	50ml Tube, Carded	1/6	Cures rapidly to withstand up to 10000psi, prevents galling, and protects mated threaded areas from rust and corrosion. OEM specified. Formulated specifically for metal and tapered pipe thread fittings - replaces Teflon tape and pipe dope - contains PTFE. Suggested applications include stainless steel fittings head bolts into through hole, oil PSI sending units and sensors, oil and coolant lines intake manifold switches, rear axle fill plugs, and fuel fittings.

## Permatex® Black Rubber Sealant



Part #	Container	Qty	Description
PER80338	1.5oz Tube, Carded	1/12	High strength, ready to use, economical, black automotive sealant that insulates, seals, and caulks. Does not dry out and become brittle. Suggested applications: weather stripping, door/window glass, and electrical connections.

## Sikasil®-N-Plus Fast Skinning, Elastic Adhesive Sealant

Meets the requirements of ASTM C-920 Type S, Grade NS, Class 25, use NT, T, M, G, A, O; TT-S-00230C, Type II, Class A; TT-S-001543A, Class A; CAN/CGSB-19.13-M87; AAMA 802.3, Type II; AAMA 803.3; AAMA 805.2; AAMA 808.3, and California Air Resources Board 2003 Requirements for Volatile Organic Compound content and is an AAMA Certified component for window back bedding/glazing. For use on window/door fabrication, conventional glazing, back bedding and cap, toe and heal beads, perimeter sealing of windows, doors and skylights, Expansion 7 control joints, HVAC, white goods assembly, kitchen and bath countertops, solid surfaces, sanitary seals, truck, trailer, auto, and RV.



Part #	Color	Size	Qty	Description
SIK-NPLUSBK	Black	10.1oz Cartridge	1/12	General purpose, one-component, non-sag, elastomeric, 100% RTV neutral cure silicone sealant for surface applications, the substrate must be clean, dry, frost-free, sound and free of any oils, greasers, or incompatible sealers, paints, or coating that may interfere with adhesion. Bonds to most substrates without priming. Application temperature should be between -35°F (32°C) and 140°F (40°C). All season ease of application, ready to use. No mixing required - extremely long life service with excellent flexibility for dynamic joint movement. Sealant skins in 8 minutes, dries to touch in 1 hour, and bonds in 24 hours.
SIK-NPLUSCL	Clear	10.1oz Cartridge	1/12	
SIK-NPLUSWH	White	10.1oz Cartridge	1/12	

## Sikaflex® 221 One-Component Adhesive Sealant

Avoid application below 41°F (5°C) and above 104°F (40°C). Temporarily resists fuels, mineral oils, vegetable and animal fats and oils, non-corrosive, can be painted/sanded over, and bonds well to a variety of substrates including wood, metals, metal primers, and paint coatings (2-C systems, cermaic materials, and plastics).



Part #	Color	Container	Qty	Description
SIK221GY	Gray	10.1oz Cartridge	1/12	High quality, multi-purpose, non-sag, 1-C polyurethane formula. Cures on exposure to atmospheric humidity for form a durable elastomer - makes permanent elastic seals of high adhesive strength. Not resistant to organic acids, alcohol, concentrated mineral acids, and caustic solutions or solvents. Meets the requirements of ASTM C-920 types and Federal Specifications TT-S00230C and is NSF approved for incidental food contact and potable water (Black and White only). Product benefits include low odor, resistant to aging/weathering, and fresh water, seawater, limewater, sewage effluent, diluted acids, and caustic solutions.
SIK221WH	White	10.1oz Cartridge	1/12	
SIK221BK	Black	10.1oz Cartridge	1/12	

## Permatex® Black Silicone Adhesive Sealant



Part #	Container	Qty	Description
PER81158	3oz Tube, Carded	1/12	General purpose, low odor, black RTV indoor/outdoor sealant. Seals, bonds, repairs, mends, and secures glass, metal, plastics, fabric, vinyl, weather stripping, and vinyl tops. Protects and repairs electrical wiring. Waterproof and flexible. May be applied to horizontal or vertical surfaces. Temperature range of -75°F to 400°F. Suggested applications include windshields, door fames, electrical connectors, seams and roofs, vinyl tops, and weather stripping.
PER81173	11oz Cartridge	1/12	

## Permatex® Clear RTV Silicone Adhesive Sealant



Part #	Container	Qty	Description
PER80050	3oz Tube, Carded	1/12	General purpose, waterproof, flexible, clear RTV indoor/outdoor sealant that seals, bonds, repairs, mends, and secures glass, metal, plastics, fabric, vinyl, weather stripping, and vinyl tops. Protects and repairs electrical wiring. Can be applied to horizontal or vertical surfaces. Temperature range is -75°F to 400°F. Suggested applications include windshields, door frames, electrical connectors, vinyl tops, and seams and roofs.
PER80855	11oz Cartridge	1/12	
PER81913	7.25oz Automotive Tube	1/12	
PER85913	7.25oz PowerBead Can	1/12	

## Permatex® Weather-Strip Cement



Part #	Container	Qty	Description
PER80238	2oz Tube, Carded	1/12	Translucent, all-purpose cement and sealer that bonds in minutes and dries to a tough, strong bond. Provides a flexible, vibration-resistant bond that adheres rubber to glass and metal. Waterproof and durable. Suggested applicatins include bonding glass, door.windshield weather stripping, rubber and metal.

## Permatex® Super Weather-Strip Adhesive



Part #	Container	Qty	Description
PER81731	5oz Tube, Carded	1/12	Superior adhesive ideal for many applications include rubber, metal, and automotive gaskets. Waterproof and resistant to gasoline, kerosene, anti-freeze, and most solvents - withstands temperature extremes. Allows for repositioning parts after contact is made. Suggested applications include all types of weather stripping and door/window moldings.
PER80638	2oz Tube, Carded	1/12	

# LIQUIDS & SOLVENTS



## Permatex® Black Super Weather-Strip Adhesive

Part #	Container	Qty	Description
PER81850	5ml Tube, Carded	1/12	Permanently bonds automotive weather stripping and binds automotive gaskets. Withstands temperature extremes. Professional, black weather strip adhesive that blends automotive weather stripping for less clean up. Resistant to gasoline, kerosene, anti-freeze, and most solvents. Suggested applications include cut gaskets, door, and trunk moldings.



## Permatex® Flowable Silicone Windshield and Glass Sealer

Part #	Container	Qty	Description
PER81730	1.5oz Tube, Carded	1/12	Flows into hidden and hard to reach areas to form a tough, waterproof, durable, clear seal that is resistant to weather, extreme temperatures, vibration, shock, and most shop chemicals. Wicking action silicone "seeks the leak." Fills surface voids and irregularities. Temperature range is -80°F to 400°F. Suggested applications include windshields, sunroofs, windows, headlamp assemblies, marine glass, and RV vents.



## Permatex® Gel Twist Medium Strength Threadlocker Blue Gel

Part #	Container	Qty	Description
PER24010	10g Applicator, Carded	1/6	Gel-Twist pin-point applicator puts the threadlocker on the part exactly where you want it. No drops, globs, or mess, and no waste.



## Permatex® Gel Twist High Strength Threadlocker Red Gel

Part #	Container	Qty	Description
PER27010	10g Applicator, Carded	1/6	Gel-Twist pin-point applicator puts the threadlocker on the part exactly where you want it. No drops, globs, or mess, and no waste.



## Permatex® Permanent Strength Threadlocker Red and Cup/Core Plug Sealant Retaining Compound

Part #	Container	Qty	Description
PER26240	36ml Bottle	1/6	Permanent, high strength, dual-purpose product that is applied to fasteners 3/8" to 1" in size before assembly. Conforms to ASTM D5363 AN0331 (Mil-S-46163A, Type II, Grade O). Used for sealing and securing cylindrical metal assemblies. Designed for securing parts that must withstand heavy shock, vibration, or extreme chemical or environmental conditions. Localized heating and hand tools are required to separate parts. Suggested applications include assembly with air tools, cylinder block bolts, ring gear bolts, transmission shaft bolts, engine block cup and core plugs, water pump seals, hub and shaft assemblies.



## Permatex® High Strength Threadlocker Red

Part #	Container	Qty	Description
PER27100	6ml Tube, Carded	1/12	High strength threadlocker for heavy duty applications that are 3/8" to 1". OEM specified. Replaces set screws and snap rings and locks against vibration loosening. Well-suited for permanently locking studs and press fits while adding 3000psi holding power on slip and press fit assemblies. May require heat or special tools for removal. Conforms to ASTM D5363 AN0221 (Mil-S-46163A, Type I, Grade K). Suggested applications include cylinder block and rocker arm studs, ring gear bolts, and frame shock absorber bolts.
PER27140	36ml Bottle, Carded	1/6	
PER27183	90ml Bottle	1/6	



## Permatex® High Temperature Threadlocker Red

Part #	Container	Qty	Description
PER27200	10ml Bottle, Carded	1/12	High temperature and high strength threadlocker for heavy duty applications. OEM specified. Prevents bolts and press fits 3/8" to 1-1/2" from loosening due to shock, severe vibration, and heat stress. Exclusive formulation for newer engines and high performance applications that require extreme temperature resistance. Suited for temperatures up to 450°F, removable with heat and hand tools. Suggested applications include camshaft sprocket bolts, crankshaft bolts, idler bearings, press fit filler tubes, transmission input and output shaft threads, ring gear, or shock bolts.
PER27240	36ml Bottle, Carded	1/6	



## Permatex® Medium Strength Threadlocker Blue

Part #	Container	Qty	Description
PER24200	6ml Tube, Carded	1/12	All-purpose, medium strength threadlocker. OEM specified. Ideal for all nut and bolt applications 1/4" to 3/4". Eliminates the need for stocking expensive lock nuts and lock washers. Locks and seals while preventing parts loosening due to vibration. Protects thread from corrosion. Removable with hand tools for easy disassembly. Conforms to ASTM D5363 AN0321 (mil-S-46163A, Type II, Grade N). Suggested applications include valve cover bolts, water pump bolts, oil pan bolts, drive shaft bolts, rocker arm adjustment and carburetor studs.
PER24240	36ml Bottle, Carded	1/6	
PER24283	90ml Bottle	1/6	

# LIQUIDS & SOLVENTS

## Permatex® Penetrating Grade Threadlocker Green



Part #	Container	Qty	Description
PER29040	36ml Bottle, Carded	1/6	Low viscosity, threadlocking liquid that wicks along the threads of preassembled fasteners to secure them in place. Applied after assembly. Preventative maintenance procedures are simplified. Localized heat and hand tools required to disassemble. Ideal for fasteners ranging from #2 to 1/2" in size. Conforms to ASTM D5363 AN0261 (Mil-S-46163A, Type III, Grade R). OEM specified. Suggested applications include bolts on alternators, air conditioning belts and distributor lamps, carburetor adjustment screws, and hairline cracks.

## Seymour Industrial MRO® High Solids



Part #	Color	Qty	Description
SEY620-1413	Gloss White	1/6	Superior, lead-free industrial coating for general purpose applications where maximum performance is required. Single coat hiding power that protects against rust, weather, gasoline, and most corrosive chemicals. Withstands high humidity and temperatures up to 300°F. VOC compliant. 20oz Container
SEY620-1415	Gloss Black	1/6	
SEY620-1416	Gray (ANSI 61)	1/6	
SEY620-1431	Light Gray Primer	1/6	

## Krylon® Tough Coat Enamel



Part #	Color	Part #	Color
KRYS00325	Machinery Dark Grade (ASA-49)	KRYS01510	OSHA Blue
KRYS00326	Machinery Light Grade (ASA-61)	KRYS01515	Dark Blue
KRYS00329	Machinery Blue Gray (ASA-24)	KRYS01540	Light Blue
KRYS01000	Clear Gloss Top Coat (TTL-50)	KRYS01580	OSHA Purple
KRYS01003	International Harvester Red	KRYS01615	Medium Gray
KRYS01005	Bright Red	KRYS01620	Machinery Gray
KRYS01006	Allis Chalmers Orange	KRYS01625	Blue/Gray
KRYS01008	Ford Blue	KRYS01630	Industrial Gray
KRYS01009	Federal Highway Yellow	KRYS01645	Light Gray
KRYS01101	Cherry Red	KRYS01760	Aluminum
KRYS01110	OSHA Red	KRYS01762	Medium Bronze
KRYS01150	Zinger Pink	KRYS01765	Gold
KRYS01210	OSHA Orange (#60 Equip Orange)	KRYS01770	OSHA Black
KRYS01212	Implement Orange	KRYS01800	OSHA White
KRYS01213	Joy Orange	KRYS03720	Flat White
KRYS01285	Cordova Brown	KRYS03725	Semi-White
KRYS01305	Light Beige	KRYS03727	Max Flat Black
KRYS01310	OSHA Yellow		
KRYS01319	New Caterpillar Yellow		
KRYS01321	Old Caterpillar Yellow		
KRYS01415	Machine Green		
KRYS01445	Medium Green		
KRYS01470	OSHA Safety Green		
KRYS01485	Ivy Green (John Deere & Case)		

High quality acrylic alkyn enamel that features a high-solids formula that ensures maximum, smooth, even coverage and performance that resists chipping and peeling. Dries to touch in 15 minutes. For both indoor and outdoor use. Uses include metal, motors, machinery tools, tool boxes, steel bars, railing, conduit, ducts, electrical equipment, pipelines, and for marking areas. Size is 16oz. 1/12 quantity.

## Krylon® Rust Tough Primer



Part #	Color	Size	Qty	Description
KRYR00699	Red Oxide	15oz	1/6	High quality primer that eliminates rust and primes the surface. Protects and smooths surfaces. Can be sprayed directly on rust. Dries to the touch in 20 minutes and dries to handle/top coat in 30 minutes. Equipped with EZ Touch Fanspray Nozzle. Uses are steel aluminum, storage tanks, bar joists, handrails, piping, pipe racks, conveyors, ladders, fencing, machinery, and metal doors.
KRYR00829	Gray	15oz	1/6	

## Krylon® Rust Tough Enamel



Part #	Color	Part #	Color
KRYR00159	Aluminum	KRYR00789	Flat Black
KRYR00293	Light Blue	KRYR00799	Gloss Black
KRYR00249	Safety Blue (OSHA)	KRYR00839	Light Machinery Gray (ASA-61)
KRYR00259	Deep Blue	KRYR00879	Dark Machinery Gray (ASA-61)
KRYR00339	Safety Green (OSHA)	KRYR00909	Flat White
KRYR00349	Bright Green	KRYR00919	Semi-Gloss White
KRYR00379	Dark Green	KRYR00929	Gloss White
KRYR00439	Safety Yellow (OSHA)		
KRYR00449	Federal Safety Railing Yellow		
KRYR00479	Industrial Yellow		
KRYR00489	Equipment Yellow		
KRYR00559	Safety Orange (OSHA)		
KRYR00569	Equipment Orange		
KRYR00639	Safety Red (OSHA)		
KRYR00649	Bright Red		
KRYR00719	Tan		
KRYR00759	Chestnut Brown		
KRYR00779	Semi-Gloss Black		

High quality, direct-to-metal, rust-preventative (no primer needed) acrylic alkylid enamel that offers state-of-the-art corrosion protection, superior durability, excellent gloss, and color retention with one-coat coverage that dries to the touch in 25 minutes and dries to handle in 1 hour. For both indoor and outdoor use. Uses are steel, aluminum, storage tanks, bar joists, handrails, piping, pipe racks, conveyors, ladders, fencing, machinery, metal doors, and marine applications above boot topping - not recommended for immersion. 15oz size. 1/6 quantity.

# LIQUIDS & SOLVENTS

## Krylon® Rust Tough High Heat Paint - Hi-Temp Black



Part #	Size	Qty	Description
KRYR00769	15oz	1/6	Dries to the touch in 30-60 minutes; dries to handle in 2-3 hours. Direct to metal, no primer needed. One coat coverage. MIR compliant. Withstands temperatures up to 1000°F. Rust-preventative acrylic alkyd enamel that offers state of the art corrosion protection for surfaces exposed to high temperatures. Uses are steel, aluminum, storage tanks, bar joists, handrails, piping, pipe racks, conveyors, ladders, fencing, machinery, and metal doors.

## Krylon® Rust Tough Fluorescents



Part #	Color	Size	Qty	Description
KRYR10339	Green	14oz	1/6	Fluorescent acrylic alkyd enamel that offers state of the art corrosion protection. Brilliant optical effect to attract attention. Glows under UV light. Dries to the touch in 30-60 minutes and dries to handle in 2-3 hours. Uses on steel, aluminum, storage tanks, bar joists, handrails, piping, pipe racks, conveyors, ladders, fencing, machinery, and metal doors.
KRYR01429	Yellow	14oz	1/6	
KRYR01559	Orange	14oz	1/6	
KRYR01649	Red	14oz	1/6	

## Krylon® Rust Tough Hamm-R Finish



Part #	Color	Description
KRYK09233	Silver Gray	Rust preventative finish that creates an industrial, hand-hammered, durable finish. Interior and exterior. Direct to metal. No primer needed.
KRYK09242	Charcoal Gray	

## Krylon® Rust Tough Utili-Coat Primer



Part #	Color	Size	Qty	Description
KRYK20829	Utility Gray	15oz	1/6	Excellent gloss and color retention. Superior durability. One-coat coverage dries to the touch in 30-60 minutes and dries to top coat in 2-48 hours. High quality, rust preventative acrylic alkyd enamel that offers state of the art corrosion protection. Direct to metal formula. Uses include steel, aluminum, storage tanks, bar joists, handrails, piping, pipe racks, conveyors, ladders, fencing, machinery, metal doors, and marine applications above boot topping.

## Krylon® Rust Tough Utili-Coat



Part #	Color	Size	Qty	Description
KRYK20719	Utility Tan	15oz	1/6	High quality, rust preventative acrylic alkyd enamel that offers state of the art corrosion protection. Direct to metal formula. Excellent gloss and color retention. Superior durability. One coat coverage dries to the touch in 30-60 minutes and dries to top coat in 2-48 hours. Uses include steel, aluminum, storage tanks, bar joists, handrails, piping, pipe racks, conveyors, ladders, fencing, machinery, metal doors, and marine applications above boot topping.
KRYK20879	Light Blue	15oz	1/6	

## Krylon® Quik-Mark® Water-Based Inverted Marking Paint



Part #	Color	Size	Qty	Part #	Color	Size	Qty
KRYS03610	Fluorescent Safety Red	20oz	1/12	KRYS03904	Brilliant Green APWA	20oz	1/12
KRYS03612	Fluorescent Pink	20oz	1/12	KRYS03905	Orange APWA	20oz	1/12
KRYS03620	Fluorescent Caution Blue	20oz	1/12	KRYS03911	Brilliant Red APWA	20oz	1/12
KRYS03650	Fluorescent Red/Orange	20oz	1/12	High-solids formulation that gives the brightest and most visible markings in the industry. Ideal for marking surveys, construction and excavation sites, communication and electrical line installations, athletic fields, and more. Penetrates and adheres to hot surfaces while drying to the touch in 10+ minutes with a convenient Spray-Thru cap.			
KRYS06700	Fluorescent Orange	20oz	1/12				
KRYS03631	Green APWA	20oz	1/12				
KRYS03801	Utility Yellow APWA	20oz	1/12				
KRYS03901	Brilliant White APWA	20oz	1/12				
KRYS03903	Blue APWA	20oz	1/12				

## Krylon® Quik-Mark® Solvent-Based Inverted Marking Paint



Part #	Color	Size	Qty	Part #	Color	Size	Qty
KRYS03640	Silver	20oz	1/12	KRYS03821	Yellow APWA	20oz	1/12
KRYS03622	Fluorescent Pink	20oz	1/12	KRYS03900	White APWA	20oz	1/12
KRYS03630	Fluorescent Safety Green	20oz	1/12	High-solids formulation that gives the brightest and most visible markings in the industry. Ideal for marking surveys, construction and excavation sites, communication and electrical line installations, athletic fields, and more. Penetrates and adheres to hot surfaces while drying to the touch in 10+ minutes with a convenient Spray-Thru cap.			
KRYS03702	Fluorescent Orange	20oz	1/12				
KRYS03611	Red APWA	20oz	1/12				
KRYS03621	Blue APWA	20oz	1/12				
KRYS03771	Orange APWA	20oz	1/12				
KRYS03821	Yellow APWA	20oz	1/12				

## CRC® Hydroforce All-Purpose Degreaser



Part #	Container	Qty	Description
CRC14406	20oz Aerosol Can	1/12	For grease-busting strength with maximum versatility. Breaks up and lifts off grease, oil, and dirt deposits. Low foaming is perfect for hand-held pressure washers and industrial high pressure parts washers. Spreadability that cleans up to 3x the surface areas as competing aqueous cleaners. Perfect for facilities seeking an improvement over their current all-purpose aqueous cleaner. Non-flammable, biodegradable, and concentrated. Safe on most plastics. NSF C1 registered for use in meat and poultry plants.
CRC14407	32oz Spray Bottle	1/12	
CRC14408	1 gallon Bottle	1/4	
CRC14409	5 gallon Pail	1	



# LIQUIDS & SOLVENTS

## CRC® Hydroforce Industrial Strength Degreaser



Part #	Container	Qty	Description
CRC14414	20oz Aerosol Can	1/12	For solvent-strength degreasing. Instantly begins to hunt down, break up, and life off heavy deposits of grease, oil, and dirt upon contact. Non-flammable, non-abrasive, biodegradable, and concentrated. Spreadability that cleans up to 4x the surface area of competitive products. Low-foaming action is perfect for hand-held pressure washers and industrial high pressure parts washers. Perfect for machinery, motors, concrete, and non-porous surfaces. Safe on most plastics - use caution on soft metals and painted surfaces. Perfect for facilities seeking improvement over their current all-purpose aqueous cleaner. NSF C1 registered for use in meat and poultry plants.
CRC14415	32oz Spray Bottle	1/12	
CRC14416	1 Gallon Bottle	1/4	
CRC14417	5 Gallon Pail	1	

## CRC® Hydroforce Super Citrus Heavy Duty Degreaser



Part #	Container	Qty	Description
CRC14440	20oz Aerosol Can	1/12	For solvent-strength, citrus-scented degreasing. Dissolves grease, oil, ink, tar, asphalt, and many other industrial residues. Wipes off easily and leaves no residue. Safe on most plastics. Non-flammable, biodegradable, and naturally formulated. NSF C1 registered for use in meat and poultry plants.
CRC14441	1 Gallon Bottle	1/4	
CRC14442	5 Gallon Pail	1	

## CRC® Super Degreaser



Part #	Container	Qty	Description
CRC3110	20oz Aerosol Can	1/12	Quickly dissolves grease, oil, and sludge for more efficient operation of mechanical equipment. Evaporates rapidly and leaves no residue. An optimal alternative to 1, 1, and 1-Trichlorethane products. Contains no chlorinated solvents or Class I or Class II ODCs. Use caution on plastics. High dielectric strength of 26800 volts - no flash or fire point. Non-conductive, non-corrosive, and non-staining. NSF K2 registered for use in meat and poultry plants. Not labeled for use in California.

## CRC® Heavy Duty Degreaser



Part #	Container	Qty	Description
CRC3095	20oz Aerosol Can	1/12	Quick, efficient degreasing action and fast evaporation with no residue while removing grease, oil, tar, dirt, grime, corrosion, sludge, and other stubborn substances to increase operating efficiency of equipment. High dielectric strength of 36700 volts and a high cleaning strength of 129KB. Use caution on plastics. Non-corrosive, non-staining, non-conductive, and no flash or fire point. Contains no Class I or Class II Ozone Depleting Chemicals. NSF K2 registered for use in meat and poultry plants.
CRC3096	1 Gallon Bottle	1/4	
CRC3097	5 Gallon Pail	1	

## CRC® Heavy Duty Degreaser II



Part #	Container	Qty	Description
CRC3120	20oz Aerosol Can	1/12	Removes soils and cleans surfaces without residue build-up. Non-conductive, non-corrosive, low odor compound. Excellent for cleaning applications where chlorinated solvents are not acceptable. Use caution on plastics. High dielectric strength of 36900 volts and high flashpoint at 171F. Unlike citrus-based products, VOC compliant. Contains no Class I or Class II ODCs. NSF K2 registered for use in meat and poultry plants.

## CRC® Chlor-Free Degreaser



Part #	Container	Qty	Description
CRC3185	20oz Aerosol Can	1/12	Excellent for use where rapid turnaround is necessary and low flashpoint solvents can be used. Use caution on plastics. Heavy duty, non-chlorinated, non-conductive, non-corrosive, and non-staining degreasing solvent that penetrates quickly to remove oil, grease, and other contaminants. Fast drying to help minimize downtime and leaves no residue. NSF K2 registered for use in meat and poultry plants.

## CRC® Natural Degreaser Citrus-Based Degreaser



Part #	Container	Qty	Description
CRC14005	20oz Aerosol Can	1/12	Does not require water to wash off and does not leave a sticky residue commonly associated with citrus-based cleaners. d-Limonen & petroleum-blended, naturally formulated, biodegradable degreaser that offers the natural cleaning citrus. Fast evaporation, non-corrosive, non-abrasive, & non-staining. Contains no Class I or Class II Ozone Depleting Chemicals or chlorinated solvents. Use caution on plastics and plants. NSF C1 registered for use in meat and poultry plants.

## CRC® Citrus Degreaser



Part #	Container	Qty	Description
CRC14170	20oz Aerosol Can	1/12	Non-corrosive, non-abrasive, non-staining. Fast evaporation, leaves no residue, and a pleasant citrus scent. d-Limonen and petroleum-blended, biodegradable, heavy duty degreaser that is extremely effective for dissolving and removing grease, oil, lubricants, and contaminants without requiring water wash off and without leaving a residue. Use caution on plastics and paints. NSF C1 registered for use in meat and poultry plants.

# LIQUIDS & SOLVENTS



## Spray Nine® Grez-Off® Heavy Duty Degreaser

Part #	Container	Qty	Description
SPR22732	20oz Aerosol Can	1/12	Biodegradable and water-based. Effectively removes heavy duty grease, dirt, fifth wheel grease, lubricants, oil, hydraulic fluid, grime, heavy moly grease, tar, & more. Non-flammable, no fumes, no abrasives, and no acids. USDA approved and VOC compliant in all 50 states. Suggested applications include engines, machinery, tools, workbenches, garage floors/walls, asphalt, stainless steel, chrome, condensor coils, and exhaust hoods.
SPR22701	1 Gallon Bottle	1/4	



## CRC® Quick Clean Safety Solvent and Degreaser

Part #	Container	Qty	Description
CRC3180	20oz Aerosol Can	1/12	Non-flammable, non-corrosive, non-staining, non-conductive, heavy duty degreaser that provides strong degreasing action, fast evaporation and leaves no residue. Use caution on plastics and paints. High dielectric strength of 37500 volts. Test on small area before use. NSF K2 registered for use in meat and poultry plants.



## CRC® Electronic Degreaser

Part #	Container	Qty	Description
CRC3180	16oz Aerosol Can	1/12	Quickly dissolves grease, oil, and sludge. Evaporates quickly, leaves no residue, and has no flash point. Test on plastics. Utilizes advanced CO2ol technology to combine the power of a high performance, industrial strength degreaser with the safety that modern regulations demand. Non-chlorinated, non-conductive, non-corrosive, and non-staining. Contains no chlorinated solvents and no Class I or Class II ODCs. Not labels for use in California and is not subject to the reporting requirements of RCRA. NSF K2 registered for use in meat and poultry plants.



## PB B'laster

Part #	Container	Qty	Description
BLAS16-PB	16oz Aerosol Can	1/12	Powerful, concentrated, penetrating catalyst that breaks free rusted joints and frozen parts by removing surface tension. Non-evaporating lubricant that protects against further rust and corrosion. Best use on mechanical repairs, equipment maintenance, and plumbers aid.



## CRC® Gasket Remover, Paint and Decal Remover

Part #	Container	Qty	Description
CRC3017	16oz Aerosol Can	1/12	Removes baked-on fiber gaskets, gasket adhesives, and sealants. Dissolves and aids removal of paints, lacquers, adhesives, & varnish. Solvent-based, high strength, non-flammable, -corrosive, -staining, & -conductive Fast evaporation & leaves no residue. Removes graffiti from metal & stone. High dielectric strength of 37500 volts. NSF K2 registered for use in meat & poultry plants.



## Permatex® Eliminator II® Engine Degreaser

Part #	Container	Qty	Description
PER80043	20oz Aerosol Can	1/12	Quickly dissolves and removes grease, oil, and dirt from all types of equipment. Not harmful to metal, rubber, plastic, or concrete. Cleans iron, steel, aluminum, magnesium, and copper. Rinses off easily with water. Suggested applications include engines, garage floors, tools, and machinery.



## GUNK® Engine Brite®

Part #	Container	Qty	Description
RADEB-1	16oz Aerosol Can	1/12	Quickly penetrates and liquifies grease and grime. For gasoline or diesel engines, farm and construction equipment, bicycles, and industrial machinery.



## Non-Flammable GUNK® Foamy Engine Brite®

Part #	Container	Qty	Description
RADFEB-1	18oz Aerosol Can	1/12	Quickly removes grease, dirt, and grime from gasoline or diesel engines, farm, industrial, and construction machinery. Foam clings to vertical surfaces, crevices, and hard to reach places. Safe on all under hood rubber, plastic, or paint when used as directed.



## Berkebile 2+2® Gum Cutter

Part #	Container	Qty	Description
RADFEB-1	16oz Aerosol Can	1/12	Concentrated cleaner cleans carburetor and metal parts. Safe for use with catalytic converters and sensors.



## GUNK® Hydroseal® II

Part #	Container	Qty	Description
RADHS-3	1 Gallon Can	1/4	Safe for use on all metals including aluminum, brass, chrome, copper, and nickel. Not or use on plastic or rubber. May be used in stainless steel parts washers - check compatibility before use. Non-corrosive, odorless, and contains no carcinogens or chlorinated solvents.
RADHS-3K	1-3/4 Gallon Kit w/ Basket	1	
RADHS-5K	5 Gallon Kit w/ Basket	1	
RADHS-5LB	5 Gallon Pails	1	

# LIQUIDS & SOLVENTS



## CRC® Brakleen® Brake Parts Cleaner

Part #	Container	Qty	Description
CRC5089	20oz Aerosol Can	1/12	Quickly removes brake fluid, grease, oil, and other contaminants from brake linings and pads. Helps brakes last longer and perform more efficiently. Degreases instantly, cleans fast, dries fast and leaves no residue. Works without disassembly. Non-flammable and not for use in California.
CRC5090	1 Gallon Bottle	1/4	
CRC5091	5 Gallon Pail	1	



## CRC® Non-Chlorinated Formula Brakleen® Brake Parts Cleaner

Part #	Container	Qty	Description
CRC5084	20oz Aerosol Can	1/12	Use where compliance calls for a chlorine-free product. Quickly removes brake fluid, grease, oil, and other contaminants from brake linings and pads. Cleans and dries fast, leaves no residue, contains no chlorinated solvents, and works without disassembly.
CRC5085	1 Gallon Bottle	1/4	
CRC5086	5 Gallon Pail	1	



## CRC® Ultra-Low VOC Non-Chlorinated Formulated Brakleen® Brake Parts Cleaner

Part #	Container	Qty	Description
CRC5151	20oz Aerosol Can	1/12	Contains no chlorinated solvents. Safe on most automobile plastics. Cleans fast, dries fast, & leaves no residue. Instantly removes brake fluid, grease, & oil. SCAQMD Rule #1171 compliant.



## GUNK® Non-Chlorinated Brake Cleaner

Part #	Container	Qty	Description
RADM715	15oz Aerosol Can	1/12	High solvency and fast evaporative properties quickly dissolve and flush away brake fluid, oil, and other contaminants from all types of brake and CV joint assemblies. Can be applied without disassembly of the unit. Leaves no residue and helps to eliminate brake squeal and "chatter."



## Permatex® Non-Chlorinated Brake and Parts Cleaner

Part #	Container	Qty	Description
PER82220	20oz Aerosol Can	1/12	Leaves no contaminant-attracting residue or chlorinated solvent run-off. Helps manage EPA halide limits. Safe for aluminum. Penetrates, dissolves, and removes dirt and oil from brake systems and metal parts. Suggested applications include all brake systems, CV joints, machinery, tools, and farm equipment.



## Permatex® Pro-Strength Brake and Parts Cleaner

Part #	Container	Qty	Description
PER82606	20oz Aerosol Can	1/12	Aggressively penetrates, dissolves, and removes oil, grease, and brake fluid. Developed for brake professionals. Dries fast and leaves no residue. Contains no ODCs. Suggested applications include all brake systems, CV joints, machinery, tools, and farm equipment.



## Berkebile 2+2® Clean Brake

Part #	Container	Qty	Description
BERB350	16oz Aerosol Can Original Formula	1/12	Safely removes brake fluid, oil, grease, and other contaminants from brake lining with residue.
BERB3200	16oz Aerosol Can Non-Chlorinated	1/12	



## Permatex® Carburetor and Parts Cleaner

Part #	Container	Qty	Description
PER82578	1 Gallon Can	1/4	Removes grease, gum, varnish, pain, and barrel carbon from carburetor assemblies and all metal parts including throttle and choke plates. Works on all types of engines and equipment.
PER82580	3.5 Gallon Pail w/ Dip Basket	1	



## GUNK® Brake and CV Joint Cleaner

Part #	Container	Qty	Description
RADM720	20oz Aerosol Can	1/12	Quickly dissolves and flushes away brake fluid, grease, oil, and other contaminants without disassembly. High solvency and fast evaporation spray instantly degreases both conventional and disc brake assemblies.



## Permatex® Motor Muscle® Throttle Body, Carb & Choke Cleaner

Part #	Container	Qty	Description
PER80079	16oz Aerosol Can	1/12	OEM certified, high pressure spray to dissolve residue and performance robbing deposits on air intakes, carburetors, and chokes of all gasoline engine-powered equipment. Oxygen sensor-safe and improves engine performance. Suggested applications include manual and automatic chokes, baffle plates, air takes, carburetor linkages, heat risers, and PVC valves.

# LIQUIDS & SOLVENTS



## CRC® Mass Air Flow Sensor Cleaner

Part #	Container	Qty	Description
CRC5110	16oz Aerosol Can	1/12	Safely cleans and protects mass air flow sensors. Plastic safe, dries rapidly, and leaves no residue. Increases horsepower - gain 4-10 horsepower after using and reduces rough idle.



## CRC® Clean-R-Carb® Electric Parts Cleaner

Part #	Container	Qty	Description
CRC5079	12oz Aerosol Can	1/12	Instantly dissolves deposits on ventures, linkages, butterflies, and PVC systems. Improves fuel system performance. Harmless to catalytic converters and oxygen sensors.



## CRC® Lectra Motive® Electric Parts Cleaner

Part #	Container	Qty	Description
CRC5079	12oz Aerosol Can	1/12	Dissolves grease, oil, dirt, and wax, leaves no residue, and is non-flammable. Fast, thorough cleaning for non-sensitive electrical equipment.



## Permatex® Battery Cleaner

Part #	Container	Qty	Description
PER80369	12oz Aerosol Can	1/12	Cleans all types of storage batteries and attachments in emergency power supply systems. Penetrates and removes corrosion, dirt and grime instantly. Works in three minutes - spray it on and wash corrosion off. Suggested applications include automotive, marine, farm machinery and motorcycle batteries, cables, and terminal connections.



## CRC® Industrial Battery Cleaner

Part #	Container	Qty	Description
CRC3176	12oz Aerosol Can	1/12	Water-soluble formula designed to remove corrosion quickly and economically while neutralizing acid spills. Use to restore battery output and reduce voltage leakage due to contaminants. Assures maximum battery current flow and promotes longer battery life. Use CRC Battery Terminal Protector for extended protection.



## CRC® Technician Grade Battery Cleaner

Part #	Container	Qty	Description
CRC5023	12oz Aerosol Can	1/12	Reduces voltage leaks due to contaminants and assures maximum battery current flow. Designed to remove corrosion quickly and economically while neutralizing acid spills. Convenient to use - spray it on and rinse it off with water.



## CRC® Technician Grade Battery Terminal Protector

Part #	Container	Qty	Description
CRC5046	12oz Aerosol Can	1/12	Provides a lead-free, soft film, protective coating. Dries quickly and protects instantly. Formulated for aerosol application. Specially designed to protect battery terminals from corrosion - a leading cause of hard starting and battery failure. Prolongs battery life.



## CRC® QD® Electronic Cleaner

Part #	Container	Qty	Description
CRC5102	12oz Aerosol Can	1/12	Excellent precision cleaning solvent that instantly removes oil, grease, dirt, flux, and other contaminants. Ideal for applications where low flashpoint solvents may be used. Evaporates quickly and completely. Leaves no residue and harmless to most plastics. Suggested applications include electrical and electronic components and contacts.



## CRC® Electronic Component Precision Cleaner and Light Duty Degreaser

Part #	Container	Qty	Description
CRC3200	16oz Aerosol Can	1/12	Evaporates very rapidly and leaves no residue. Chemically stable, non-conductive, and non-corrosive. No flash or fire point. Aggressive cleaner and light duty degreaser for use in industrial, electrical, electronic, and aviation application. High purity, fast penetrating formula aggressively dissolves grease, dust, lint, dirt, oils, polar soils, and other contaminants from most non-plastic surfaces. Test on plastics.



## CRC® Contact Cleaner

Part #	Container	Qty	Description
CRC3070	16oz Aerosol Can	1/12	Non-flammable, non-chlorinated, non-corrosive, non-staining, leaves no residue and evaporates quickly. Optimal alternative to CFC, HCFC, and flammable contact cleaners. Will not damage sensitive modern plastics such as Noryl, ABS, and Lexan. Safe for use on plastics. High dielectric strength of 27600 volts. Contains no VOCs and no Class I or Class II ODCs. NSF K2 registered for use in meat and poultry plants.

# LIQUIDS & SOLVENTS



## CRC® QD® Contact Cleaner

Part #	Container	Qty	Description
CRC3130	16oz Aerosol Can	1/12	Petroleum distillate and alcohol blended precision cleaner suitable for cleaning sensitive electronics and leaves no residue. Effectively removes soil and other contaminants from electronic components. Safe to use on all plastics. Ideal for applications where lower flashpoint solvents can be used. Contains no Class I or Class II ODCs. NSF K2 registered for use in meat and poultry plants.



## CRC® HF Contact Cleaner

Part #	Container	Qty	Description
CRC3125	16oz Aerosol Can	1/12	Petroleum distillate-based precision cleaner that offers the safety of a high flashpoint without leaving a residue. Test on plastics. Zero VOCs and contains no Class I or Class II ODCs. High flashpoint >200°F. NSF K2 registered for use in meat and poultry plants.



## CRC® CE Contact Cleaner

Part #	Container	Qty	Description
CRC14035	16oz Aerosol Can	1/12	Controlled evaporation rate - providing sufficient dwell time to dissolve and flush dirt from surfaces before evaporating without leaving a residue. High dielectric strength of 28400 volts. CO2ol technology containing azeotropic blend designed specifically for dissolving and flushing away carbon dust, polar, and non-polar soils, and mineral oils found in elevator rooms and vertical lifts. Non-flammable, low odor, and safe on most plastics. NSF K2 registered.



## CRC® PF Precision Cleaner

Part #	Container	Qty	Description
CRC3190	16oz Aerosol Can	1/12	Strong cleaning action with fast evaporation and leaves no residue. Plastic safe, has no flash or fire point. Contains HCFC (141lb). Has use restrictions and may only be sold to commercial users for applications consistent with regulations. Contains no Class I ODCs.



## CRC® Duster Aerosol Dust Removal System

Part #	Container	Qty	Description
CRC14085	16oz Aerosol Can	1/12	Removes dirt & dust from any surface without damaging sensitive components or surface finish. Penetrates into cracks & crevices to remove contaminants that normal hand dusting cannot reach. Delivers a powerful blast of product to remove embedded debris. Extension tube can be used for more precise delivery.



## CRC® Freeze Spray

Part #	Container	Qty	Description
CRC14086	16oz Aerosol Can	1/12	Assists in locating thermal intermittent components, failures, and shorts. Safe to use on sensitive components and all surface finishes. Aerosol coolant system that instantly freezes surfaces to -60°F, dissipating heat and cooling equipment. Comes with an extension tube for precise application of the product. Non-flammable, non-abrasive, and safe on plastics. Dries instantly and leaves no residue. Contains no Class I or Class II ODCs.



## Seymour® Glass Cleaner 20-20

Part #	Container	Qty	Description
SEY20-20	20oz Aerosol Can	1/12	Non-abrasive, quick-acting glass cleaner. Retards fogging, brightens, and polishes. Use on glass, mirrors, painted surfaces, etc.



## Seymour® Graffiti Remover

Part #	Container	Qty	Description
SEY20-047	20oz Aerosol Can	1/12	Multi-purpose formula for effectively removing graffiti from almost any surface. Ideal for use as a gasket remover. Adheres to vertical surfaces. Works quickly with minimal overspray.



## Spray Nine® Tough Task Cleaner and Disinfectant

Part #	Container	Qty	Description
SPR26832	32oz Spray Bottle	1/12	USDA approved. Safely cleans and degreases as well as disinfecting surfaces from harmful viruses, germs, and bacteria. Makes it easy to blast through the worst dirt, grease, grime, and other stubborn soils fast. Helps control mold, mildew, destroys bacteria odor, and reduces cross contamination of germs. Suggested applications include vinyl, plastics, rubber, engines, toolboxes, garbage pails, showers, and more.
SPR26801	1 Gallon Bottle	1/6	
SPR26802	5 Gallon Pail	1	



## Simple Green® Concentrated Cleaner

Part #	Container	Qty	Description
SIM-13012	24oz Spray Bottle	1/12	Non-toxic, biodegradable, bleach, and ammonia-free. Economical concentrate that can be diluted to your needs to clean just about anything. Replaces most cleaners, detergents, degreasers and solvents you're using now. Suggested applications include engines, machinery, manufacturing equipment, food processing plants, food preparation area (grills, vents, traps, and more), prepping prior to painting, plating, welding, fleet, mass transit vehicles, HVACR coils, cooling towers, etc.
SIM-13005	1 Gallon Bottle	1/6	
SIM-13006	5 Gallon Bottle	1	
SIM-13006	55 Gallon Drum	1	

14

# LIQUIDS & SOLVENTS



## CRC® Hydroforce Zero VOC General Purpose Cleaner

Part #	Container	Qty	Description
CRC14446	32oz Spray Bottle	1/12	Versatile and safe enough to use daily for all cleaning tasks with its moderate pH formula, biodegradability, and zero VOC content. Strong enough to attack and remove tough dirt, dust, and grime deposits. Floor wax safe and safe on most plastics with residual cleaning action. Non-flammable and provides maximum regulatory compliance without performance compromises. NSF A1 registered for use in meat and poultry plants.
CRC1447	1 Gallon Bottle	1/4	



## CRC® Hydroforce Butyl-Free All-Purpose Cleaner

Part #	Container	Qty	Description
CRC14405	20oz Aerosol Can	1/12	Outperforms many competing cleaners containing butyl. Versatile for all cleaning tasks and strong enough to attack and remove tough dirt, dust, and grime deposits. Non-flammable, non-corrosive, non-abrasive, biodegradable, and concentrated. Floor wax safe and safe on most plastics. Perfect for facilities seeking an efficacious, all-purpose cleaner with maximum regulatory compliance. NSF, A1, C1 registered for use in meat and poultry plants.
CRC14401	32oz Spray Bottle	1/12	
CRC14402	1 Gallon Bottle	1/4	
CRC14403	5 Gallon Pail	1	



## CRC® Hydroforce Foaming Citrus All Purpose Cleaner

Part #	Container	Qty	Description
CRC14400	20oz Aerosol Can	1/12	Rich, thick foam, biodegradable, butyl-free, industrial strength, aqueous-based cleaner with a citrus scent that clings to tough stubborn stains on vertical surfaces without runs or drips. Foaming action instantly begins to lift off and eliminate dirt, dust, ink, and grime deposits. Safe on most plastics. Non-flammable, non-corrosive, non-abrasive, and non-ozone depleting. NSF C1 registered for use in meat and poultry plants.



## CRC® Hydroforce Glass Cleaner Professional Strength

Part #	Container	Qty	Description
CRC14412	20oz Aerosol Can	1/12	For professional strength, streak-free glass cleaning on most delicate glass surfaces. Strong enough to quickly cut through the toughest dirt, dust, fingerprint, and haze deposits. Non-flammable, non-ozone depleting, biodegradable, and ready to use. Ammonia-fortified formula contains a non-abrasive foaming agent for greater coverage and fewer run-offs when cleaning vertical surfaces. Nearly 2x as effective at eliminating streaks as other leading brands. NSF C1 registered for use in meat and poultry plants.
CRC14411	32oz Spray Bottle	1/12	
CRC14413	1 Gallon Bottle	1/4	



## CRC® Hydroforce Stainless Steel Cleaner and Polish

Part #	Container	Qty	Description
CRC14424	20oz Aerosol Can	1/12	Formulated with powerful cleaning agents designed to outclean, outshine, and outperform competing janitorial stainless cleaners. Industrial strength, exclusive ultra-shine formula eliminates dirt, dust, fingerprints, and watermarks. Leaves behind a protective, non-greasy barrier that resists the return of these stains. Ready to use, non-flammable, non-corrosive, non-ozone depleting, and biodegradable.



## GOJO® Original Formula Hand Cleaner

Part #	Container	Qty	Description
GOJO-1115	4.5lb Plastic Cartridge	1/6	Crème contains lanolin and soothing emollients. For removing heavy grease, tar, and oil. Rub, then wipe clean with towel or rinse off.
GOJO-1204	Black Cartridge Dispenser	1	



## GOJO® Supro Max Hand Cleaner

Part #	Container	Qty	Description
GOJO-7272	PRO 2000ml	1	Fast and effective hand lotion cleaner removes tough or sticky soils and adhesives. Unique blend of cleaners, skin conditioners, and gentle scrubbers. Ideal for plant-wide use, body shops, or wherever difficult soils or solids are found. Apply to dry hands then rinse. Non-drying formula.
GOJO-7200	2000ml Black Dispenser	1	
GOJO-7205	2000ml White Dispenser	1	



## GOJO® Power Gold® Hand Cleaner

Part #	Container	Qty	Description
GOJO-7295	PRO 2000ml	1	Highly effective, fast-acting hand cleaner for removing the heaviest grease, tar, and oil. Apply to dry hands, then rinse or wipe off. Contains natural, non-irritating scrubbing particles. No harsh solvents.
GOJO-7200	2000ml Black Dispenser	1	
GOJO-7205	2000ml White Dispenser	1	

# LIQUIDS & SOLVENTS

## GOJO® Fine Italian Pumice Hand Cleaner

Part #	Container	Qty	Description
GOJO-1135	4lb Plastic Cartridge	1/6	Crème formula that is best suited for removing grease, tar, and oil. Rub, then wipe clean with a towel or rinse off. No harsh solvents.
GOJO-1204	Black Cartridge Dispenser	1/12	

## GOJO® Multi Green® Hand Cleaner

Part #	Container	Quantity	Description
GOJO-7565	PRO 5000ml	1/2	Popular multi-purpose hand cleaner for removing light to medium industrial soils and dirt. Contains a natural citrus solvent cleaner with non-abrading scrubbing particles.
GOJO-7265	PRO 2000ml	1/4	
GOJO-7200	2000ml Black Dispenser	1	
GOJO-7205	2000ml White Dispenser	1	
GOJO-7500	5000ml Black Dispenser	1	

## GOJO® Lemon Hand Cleaner

Part #	Container	Qty	Description
GOJO-0905	4.5lb Plastic Cartridge	1/6	Crème formula with a fresh lemon fragrance. Used for removing grease, tar, and oil. Rub then wipe clean with a towel or rinse off.
GOJO-0903	22oz Self Dispensing Tube	1/6	

## GOJO® Lemon Pumice Hand Cleaner

Part #	Container	Qty	Description
GOJO-0912	18oz Plastic Cartridge	1/6	Crème formula with a fresh lemon fragrance and pumice scrubbers. Used for removing grease, tar, and oil. Rub then wipe clean with a towel or rinse off.
GOJO-0913	22oz Self Dispensing Tube	1/6	
GOJO-0915	4.5lb Plastic Cartridge	1/6	

## GOJO® Orange Smooth Hand Cleaner

Part #	Container	Qty	Description
GOJO-0965	4.5lb Plastic Cartridge	1/6	Crème formula with orange citrus ingredients. Used for removing grease, tar, and oil. Can be used with or without water. Rub then wipe clean with a towel or rinse off.
GOJO-1204	Black Cartridge Dispenser	1/6	

## GOJO® Orange Pumice Hand Cleaner

Part #	Container	Qty	Description
GOJO-0975	4.5lb Plastic Cartridge	1/6	Crème formula with orange citrus ingredients and natural pumice scrubbers. Can be used with or without water. Used for removing grease, tar, and oil.
GOJO-1204	Black Cartridge Dispenser	1/6	

## Permatex® Fast Orange® Fine Pumice and Smooth Lotion Hand Cleaner

Part #	Container	Qty	Description
PER23116	Smooth, 7.5oz Bottle	1/6	Biodegradable, waterless hand cleaner that contains no harsh chemicals, petroleum solvents, or ammonia that can sting cuts and abrasions. Pure, fresh-smelling, natural citrus power does the cleaning. Fortified with aloe, lanolin, glycerin, and other skin conditioners. Gently deep cleans the toughest dirt - works great on laundry stains, scuff marks, tile floor, pet odors, and many other household cleaning needs. Removes resins, oil, grease, tar, grime, soil, printer's ink, epoxies, paint, rubber cement, gasket, and tile cements.
PER23218	Smooth, 1gal Bottle w/ Pump	1/4	
PER23104	Smooth, 1gal Flat Top Bottle	1/4	
PER25116	Pumice, 15oz Squeeze Bottle	1/12	
PER25217	Pumice, 1/2 gal Bottle w/ Pump	1/6	
PER25219	Pumice, 1gal Bottle w/ Pump	1/4	
PER25104	Pumice, 1gal Flat Top Bottle	1/4	

## GOJO® Natural Orange Smooth Hand Cleaner

Part #	Container	Qty	Description
GOJO-0945	1 Gallon w/ Pump Dispenser	1/4	Quick-acting formula used for cleaning a broad range of industrial soils, medium dirt, and grease. Contains baby oil and an orange citrus scent.

## GOJO® Natural Orange Pumice Hand Cleaner

Part #	Container	Qty	Description
GOJO-7556	PRO 5000ml	1/6	Quick-acting lotion formula with pumice scrubbing particles for cleaning a broad range of industrial soils, medium dirt, and grease. Contains baby oil and has an orange citrus scent.
GOJO-7255	PRO 2000ml	1/6	
GOJO-0955	1 Gallon Bottle w/ Pump Dispenser	1/4	
GOJO-7200	2000ml Black Dispenser	1	
GOJO-7205	2000ml White Dispenser	1	

14

# LIQUIDS & SOLVENTS



## CRC® Mechanix Orange Citrus Lotion Hand Cleaner with Pumice

Part #	Container	Qty	Description
CRCSL1712	16oz Bottle	1/6	Fortified with pumice for deep cleaning power. Conditions skin to leave hands feeling clean and fresh. Biodegradable formula quickly and effectively removes the toughest soil. Contains no harsh solvents.



## GOJO® Fast Wipes® Hand Cleaning Towels

Part #	Container	Qty	Description
GOJO-6298	130 count Bucket	1/6	Hand cleaning towels for quick clean up of light greases and oils. For use in service vehicles, on the workbench, at the jobsite, and wherever water is not available.



## Permatex® Fast Orange® Hand Cleaner Wipes

Part #	Container	Qty	Description
PER25072	72 count Bucket	1/6	Wipes have a smooth side for general purpose cleaning. Removes the toughest grease, tar, grime, ink, paints, sealants, adhesives, and other difficult soils. Each pre-moistened wipe has a textured surface on one side that is ideal for cleaning heavy duty soils from hands, tools, and work areas. Suggested applications include removing grease, grime, oils, soil, gasket, cement, glue, and inks.



## GOJO® Scrubbing Wipes

Part #	Container	Qty	Description
GOJO-6383	25 ct Canister	1/6	Made of durable, dual textured material, premoistened with a GOJO heavy duty cleaning solution. Dual-textured with a scrubbing side for removing tough soils and a smooth side for quick dirt absorption. Wipes are extra large for superior cleaning capacity. Contains skin conditioners to help prevent dryness and irritation. For use anywhere heavy duty cleaning is required. No water needed. Quickly removes tar, asphalt, dirt, ink, paint, oils, grease, lubricants, sealants epoxies, adhesives, caulks, and polyurethane/urethane.
GOJO-6396	75 ct Canister	1/6	
GOJO-6398	170 count Canister	1/2	



## Spill Containment - Modular Spill Platform System

Bring flexibility to your storage area. Ideal for incidental spills from drums, containers, and batteries. Platforms can be rearranged in an endless number of configurations. Modular platforms feature a low profile for easier loading and unloading. They are compatible with Eagle's 1689 ramp. Have a 30 gallon spill capacity per 2 drum side, use blow-molded, high density polyethylene construction for superior strength and feature Eagle's patented, removable poly grating. Each 2 drum unit includes one 2' U-channer connector to join units. 2 & 4 drum Budget Basins add low cost spill protection to your workplace. Drums rest on the floor of the sump with a 6-1/2" high side wall.



Part #	Container	Dimensions	Quantity
EAG-1647	4 Drum Spill Containment Platform	106" x 30-1/4" x 6-3/4"	1
EAG-1689	Pallet Ramp	45-1/2" x 32" x 8"	1
EAG-1632	2 Drum Spill Containment Platform	26-1/4" x 51-1/2" x 6-1/2"	1
EAG-1633	1 Drum Spill Containment Platform	26" x 26" x 6-1/2"	1/12
EAG-1634	2 Piece 4 Drum Spill Containment Platform	52-1/2" x 51-1/2" x 6-1/2"	1
EAG-1613	35-3/4" x 42" Drum Bogie	1250lb Load Capacity	1
EAG-1612	Single Drum Containment Unit	65 gallon Spill Capacity	1/12



# 15


## ASSORTMENT KITS

Large Parts Bins	258
Slider Racks	258
Large Compartment Boxes	258
Drawers	259
Bases	259
Hose Clamp Racks	259
Hose Cabinets	260
Wire Spool Racks	260
Large Parts Bins	261
Screws, Nuts, & Washers	268
Bolts	286
Fittings	287
Abrasives	300
Rivets	302
Stainless Steel	304
Clamps	309
Hose Ends	311
Small Hardware	314
Rings	319
Electrical Components	323
Miscellaneous	334
Plastic Bin Kits	335

# ASSORTMENT KITS

## 12" Deep Parts Bins with Slope Shelf Design

All welded, prime cold rolled steel. Fully hemmed 1-1/8" bin fronts to hold labels and retain parts. Roll-formed sides for increased strength and stability. Newly redesigned slope shelves. Modular with most 12" deep bins and drawer cabinets; mounting holes are located in both the top and bottom. Durable gray powder coat finish.



Part #	Overall Dimensions	Bin Openings	Bin Dimensions
DUR357	33-3/4" x 12" x 19-1/4"	32	3-13/16" x 11-7/8" x 3-3/16"
DUR359	33-3/4" x 12" x 23-7/8"	40	3-13/16" x 11-7/8" x 3-3/16"
DUR360	33-3/4" x 12" x 42"	42	5-3/16" x 11-7/8" x 4-5/16"
DUR361	33-3/4" x 12" x 42"	56	4-1/4" x 11-7/8" x 3-5/8"
DUR363	33-3/4" x 12" x 42"	72	3-13/16" x 11-7/8" x 3-3/8"
DUR398	33-3/4" x 12" x 42"	44	40 - 4" x 11-7/8" x 4-1/2" 4 - 16-1/4" x 11-7/8" x 7"
DUR399	33-3/4" x 12" x 42"	48	40 - 4" x 11-7/8" x 4-1/2" 8 - 8" x 11-7/8" x 7-3/4"

## Easy Glide Slide Rack

Holds 2 or 4 Large Compartment Boxes. Sturdy construction using prime cold-rolled steel. Each cradle holds up to 40lbs. Easy glide slides allow boxes to move in and out smoothly. Center braces on cradles provide extra rigidity. Reinforced rack keeps boxes level. Boxes can easily be removed for transport to work areas. Base and locking hinge are available as accessories. Durable gray powder coat finish.



Part #	Overall Dimensions	Compartments
DUR302	20" x 15-3/4" x 8-1/8"	2
DUR303	20" x 15-3/4" x 15"	4
DUR304	20-5/8" x 16-1/4" x 15-5/8"	Optional Base

## Plastic Inserts Only for Large Compartment Boxes

Molded from durable plastic. Can be used independently or as replacements for toher large compartment box inserts. Fits into model 123 large empty metal shell. Dividers are sold separately. Gray color.



Part #	Description
DUR115INSERT	12-Compartment Insert
DUR113INSERT	16-Compartment Insert
DUR111INSERT	20-Compartment Insert
DUR109INSERT	21-Compartment Insert
DUR102INSERT	24-Compartment Insert
DUR107INSERT	32-Compartment Insert
DUR117INSERT	6-Vertical Compartment Insert
DUR119INSERT	Variable Compartment Insert
DUR125INSERT	Variable Compartment Insert

## Large Compartment Boxes

Prime cold-rolled steel outer shell. Compartments have scooped bottoms to make part removal easy. Full piano hinge on cover provides rigidity. Handle allows for easy transport. Positive pull-down catch keeps cover tightly closed to prevent part migration. Racks, pouches, and coverlabels are available as accessories. Durable gray powder coat finish. Overall Dimensions: 18" x 12" x 3"



Part #	Compartments	Part #	Compartments	Part #	Compartments
DUR102	24	DUR111	20	DUR117	6 Vertical
DUR107	32	DUR113	16	DUR119	Adjustable
DUR109	21	DUR115	12	DUR125	6 Horizontal

# ASSORTMENT KITS

## Heavy Duty Bearing Slide Rack

Holds large compartment boxes. Sturdy construction using prime cold-rolled steel. Each cradle holds up to 75lbs. Solid cradle extends beyond the opening of the unit when in the open position reducing the change of drawer covers closing when not intended. Slides can be replaced. Positive closure feature keeps trays from sliding out inintentionally. Punched holes for easy installation of locking hinge (not included). Base is available as an accessory. Durable gray powder coat finish.



Part #	Description	Compartments
303B-15.75	20-3/8" x 15-3/4" x 14-7/8"	4
303B-16.75	20-3/8" x 16-3/4" x 14-7/8"	4
302-15.75	20" x 15-3/4" x 8-1/8"	2
DUR309B	20-3/8" x 12-5/8" x 8-1/8"	2
DUR310B	20" x 12-1/2" x 21"	4
DUR305B	20-1/2" x 12-1/2" x 21"	5
DUR321B	20-5/16" x 15-15/16" x 21-7/8"	6
DUR321BDR	20-5/16" x 15-15/16" x 21-7/8"	6 w/ locking door
OPTIONAL BASES		
DUR304	20-9/16" x 16-18" x 15"	302B, 303B-15375, 321B
DUR304S	20-9/16" x 16-1/8" x 5-3/4"	303B, 321B
DUR304BS	20-5/8" x 16-3/4" x 5-3/4"	303B-16.75
DUR311	20-5/8" x 12-5/8" x 15-1/8"	309B, 310B

## Drawer Cabinets

Prime cold-rolled steel construction. High density drawer cabinet; stores large quantities of small parts. Drawers feature interlocking design for superior strength. Each drawer includes 2 easy to label dividers, which are adjustable on 1" centers. Drawers have full width handles and easy glide runners. Cabinets can be stacked using mounting holes. Optional base available for most units. Durable gray powder coat finish.



Part #	Overall Dimensions	# of Drawers	Drawer Dimensions
DUR013	33-3/4" X 11-5/8" X 7-3/8"	12	4-7/8" x 11-1/4" x 2-3/4"
DUR005	33-3/4" x 11-5/8" x 10-7/8"	18	4-7/8" x 11-1/4" x 2-3/4"
DUR007	33-3/4" x 11-5/8" x 14-7/8"	24	4-7/8" x 11-1/4" x 2-3/4"
DUR030	33-3/4" x 11-3/4" x 12-7/8"	18	4-7/8" x 11-1/4" x 3-1/2"
DUR031	33-3/4" x 11-3/4" x 17"	24	4-7/8" x 11-1/4" x 3-1/2"
DUR032	33-3/4" x 17-1/4" x 12-7/8"	18	4-7/8" x 17 x 3-1/2"
DUR033	33-3/4" x 17-1/4" x 1"	24	4-7/8" x 17 x 3-1/2"

## Bin Bases

Prime cold-rolled steel. Fits all 12" & 9" x 33-3/4" parts bins. Raises bins 5-3/4" above the floor. Legs attach easily using fasteners provided. Durable gray powder coat finish



Part #	Overall Dimensions	Fits Models
DUR364	33-3/4" x 12-1/4" x 5-3/4"	329, 330, 351, 353, 354, 356, 357, 359, 360, 361, 363, 396, 397, 398, 399, 725, 730, 735, 740, 745

## 5-Loop Hose Clamp Rack

Constructed using heavy gauge wire. Holds 5 sizes of clamp diameters: #40, #48, #52, #56, and #72. Sign panel lists clamp diameters and hose IDs. Space is provided on sign panel for label or company logo. Clamps not included. Can be set on countertops or hung on walls and panels using built-in hanger loops. Durable black powder coat finish with black and white sign panel.



Part #	Overall Dimensions	Loops
DUR90508S702	23-1/4" x 5-3/8" x 16-1/8"	5

## 10-Loop Hose Clamp Rack

Constructed using heavy gauge wire. Holds 10 different clamp diameters: Mini Clamp 7/32" to 5/8", Mini Clamp 5/16" to 7/8", #6, #10, #12, #16, #20, #28, #32, #36. Sign panel lists clamp diameters and hose IDs. Space is provided on sign panel for label or company logo. Clamps not included. Can be set on countertops or hung on walls and panels using built-in hanger loops. Durable black powder coat finish with black and white sign panel.



Part #	Overall Dimensions	Loops
DUR90708S129	23-1/4" x 5-3/8" x 16-1/8"	10

# ASSORTMENT KITS



## Keystock Rack

Sturdy all-steel body with high impact polystyrene inside. Hold Keystock up to 3/4" square. Ten compartments. Keyhole slots allows for wall mounting. Durable gray powder coat finish.

Part #	Overall Dimensions	Compartments
DUR381	12-1/4" x 6-1/4" x 12"	10



## Threaded Rod Rack

Sturdy all-steel construction. Separates and protects threaded rod. (18) 2-1/16" diameter openings accommodate different sizes. Durable gray powder coat finish.

Part #	Overall Dimensions	Compartments
DUR367	24-1/8" x 6-7/8" x 24"	18



## Hydraulic Hose Cabinets

Heavy duty cold-rolled steel construction. Used for low pressure hydraulic and shop air hose. Mounting holes on sides to bolt units together securely. Durable gray powder coat finish. Bases made of 18 gauge steel. Unit is adjustable and has 4 size configurations. Durable gray powder coat finish.

Letter	Model	Overall Dimensions
A	DUR581	8-1/2" x 24-1/8" x 34-7/8"
B	DUR582	13-3/4" x 24-1/8" x 24"
C	DUR583	21-9/16" x 24-1/8" x 24"
D	DUR579	Adjustable Base up to 61-1/16" x 24-11/16" x 7-1/2"



## Mobile Wire Spool Rack

Heavy duty, all-welded 14 gauge steel. 1200 lbs total capacity. 11/2" lip on top work surface prevents parts from falling off during transport. Louvered panels on 2 ends, accommodate Hook-On Bins and metal Hook-On trays (bins and trays sold separately). Heavy duty handle makes transport easy. (1) 23" removable rods accommodate wire spools. 7-1/2" between rods, larger spools can be accommodated if some rods are removed. Recessed rods allow protection of spools during transport. 4 wire guides hang below the work surface for ease in cutting wire. (4) 5" x 1-1/4" polyurethane bolt-on casters; (2) rigid and (2) locking swivel/ Durable gray, textured powder coat finish.

Part #	OA Dimensions	Overall Dimensions
DURMWSRLP	26" x 18" x 46"	8-Rod Mobile Wire Spool Rack w/ 2 Sides of Louvered Panels



## Wire and Terminal Storage Cabinet

Features a 21-hole removable compartment box. 20 compartments for storing small parts and components and 1 compartment for storing tools. 16 rubberized wire grommets provided to keep wires free from tangling and easily accessed. Grommets accommodate up to 10 gauge wire. Accommodates (24) 3-1/2" spools. 6 rods for wire spools, perfect for maximizing your small wire storage. Ready to use. Modular with Durham Small Slide Rack Cabinets. Compatible with Base 315. Durable gray powder coat finish.

Part #	OA Dimensions	Carton
DUR297	15-3/16" x 11-7/8" x 16-7/16"	1



## Wire Spool Racks

Prime cold-rolled steel construction. Includes polished steel rods (5/8" diameter). Easy to store different sized spools on the same rod. 368 can accommodate up to 10" diameter spools. Punched side panels allows quick spool changes. 383 has handle for easy transport. Ruled decal is supplied make it easy to cut wire or tubing to the proper length. Keyhole slots are provided for wall mounting. Easy to assemble using fasteners provided. Durable gray powder coat finish.

Part #	OA Dimensions	Carton
DUR368	26-1/8" x 5-7/8" x 36-1/2"	4
DUR384	26-1/8" x 5-7/8" x 21-1/2"	2
DUR383	26-1/8" x 5-7/8" x 14"	1



# ASSORTMENT KITS

## KIT-HDG5-112

Grade 5 Zinc Plate Hex Finished Nuts, USS Flat Washers, and Hex Head Cap Screws. Also available in SAE (Part #: KIT-HDG5-112SAE).

Part #	Description	Qty	Part #	Description	Qty
HN51420	1/4-20 Hex Finished Nut	100	HC5516183	5/16-18 x 3 Hex Head Cap Screw	25
FWW1/4	1/4 USS Flat Washer Low Carbon	100	HC551618312	5/16-18 x 3-1/2 Hex Head Cap Screw	25
LW1/4	1/4 Split Lock Washer	100	HC5516184	5/16-18 x 4 Hex Head Cap Screw	25
HC5142012	1/4-20 x 1/2 Hex Head Cap Screw	100	HN53816	3/8-16 Hex Finished Nut	100
HC5142034	1/4-20 x 3/4 Hex Head Cap Screw	100	FWW3/8	3/8 USS Flat Washer Low Carbon	100
HC514201	1/4-20 x 1 Hex Head Cap Screw	100	LW3/8	3/8 Split Lock Washer	100
HC51420114	1/4-20 x 1-1/4 Hex Head Cap Screw	100	HC5381634	3/8-16 x 3/4 Hex Head Cap Screw	100
HC51420112	1/4-20 x 1-1/2 Hex Head Cap Screw	100	HC538161	3/8-16 x 1 Hex Head Cap Screw	100
HC514202	1/4-20 x 2 Hex Head Cap Screw	50	HC53816114	3/8-16 x 1-1/4 Hex Head Cap Screw	100
HC51420212	1/4-20 x 2-1/2 Hex Head Cap Screw	50	HC53816112	3/8-16 x 1-1/2 Hex Head Cap Screw	100
HC514203	1/4-20 x 3 Hex Head Cap Screw	25	HC538162	3/8-16 x 2 Hex Head Cap Screw	50
HC51420312	1/4-20 x 3-1/2 Hex Head Cap Screw	25	HC53816212	3/8-16 x 2-1/2 Hex Head Cap Screw	50
HC514204	1/4-20 x 4 Hex Head Cap Screw	25	HC538163	3/8-16 x 3 Hex Head Cap Screw	25
HN551618	5/16-18 Hex Finished Nut	100	HC53816312	3/8-16 x 3-1/2 Hex Head Cap Screw	25
FWW5/16	5/16 USS Flat Washer Low Carbon	100	HC538164	3/8-16 x 4 Hex Head Cap Screw	25
LW5/16	5/16 Split Lock Washer	100	HC53816412	3/8-16 x 4-1/2 Hex Head Cap Screw	25
HC55161834	5/16-18 x 3/4 Hex Head Cap Screw	100	HC538165	3/8-16 x 5 Hex Head Cap Screw	25
HC5516181	5/16-18 x 1 Hex Head Cap Screw	100	HN571614	7/16-14 Hex Finished Nut	50
HC551618114	5/16-18 x 1-1/4 Hex Head Cap Screw	100	FWW7/16	7/16 USS Flat Washer Low Carbon	50
HC5516112	5/16-18 x 1-1/2 Hex Head Cap Screw	100	LW7/16	7/16 Split Lock Washer	50
HC5516182	5/16-18 x 2 Hex Head Cap Screw	50	HC5716141	7/16-14 x 1 Hex Head Cap Screw	50
HC551618212	5/16-18 x 2-1/2 Hex Head Cap Screw	50	HC571614114	7/16-14 x 1-1/4 Hex Head Cap Screw	50
			HC571614112	7/16-14 x 1-1/2 Hex Head Cap Screw	50
			HC5716142	7/16-14 x 2 Hex Head Cap Screw	25
			HC571614212	7/16-14 x 2-1/2 Hex Head Cap Screw	25
			HC5716143	7/16-14 x 3 Hex Head Cap Screw	25
			HC571614312	7/16-14 x 3-1/2 Hex Head Cap Screw	25
			HC5716144	7/16-14 x 4 Hex Head Cap Screw	25
			HC571614412	7/16-14 x 4-1/2 Hex Head Cap Screw	25
			HC5716145	7/16-14 x 5 Hex Head Cap Screw	25
HN51213	1/2-13 Hex Finished Nut	50	HN51213	1/2-13 Hex Finished Nut	50
FWW1/2	1/2 USS Flat Washer Low Carbon	50	FWW1/2	1/2 USS Flat Washer Low Carbon	50
LW1/2	1/2 Split Lock Washer	50	LW1/2	1/2 Split Lock Washer	50
HC51213114	1/2-13 x 1-1/4 Hex Head Cap Screw	50	HC51213114	1/2-13 x 1-1/4 Hex Head Cap Screw	50
HC51213112	1/2-13 x 1-1/2 Hex Head Cap Screw	50	HC51213112	1/2-13 x 1-1/2 Hex Head Cap Screw	50
HC512132	1/2-13 x 2 Hex Head Cap Screw	25	HC512132	1/2-13 x 2 Hex Head Cap Screw	25
HC51213212	1/2-13 x 2-1/2 Hex Head Cap Screw	25	HC51213212	1/2-13 x 2-1/2 Hex Head Cap Screw	25
HC512133	1/2-13 x 3 Hex Head Cap Screw	25	HC512133	1/2-13 x 3 Hex Head Cap Screw	25
HC51213312	1/2-13 x 3-1/2 Hex Head Cap Screw	25	HC51213312	1/2-13 x 3-1/2 Hex Head Cap Screw	25
HC512134	1/2-13 x 4 Hex Head Cap Screw	25	HC512134	1/2-13 x 4 Hex Head Cap Screw	25
HC51213412	1/2-13 x 4-1/2 Hex Head Cap Screw	10	HC51213412	1/2-13 x 4-1/2 Hex Head Cap Screw	10
HC512135	1/2-13 x 5 Hex Head Cap Screw	10	HC512135	1/2-13 x 5 Hex Head Cap Screw	10
HN591612	9/16-12 Hex Finished Nut	50	HN591612	9/16-12 Hex Finished Nut	50
FWW9/16	9/16 USS Flat Washer Low Carbon	50	FWW9/16	9/16 USS Flat Washer Low Carbon	50
LW9/16	9/16 Split Lock Washer	50	LW9/16	9/16 Split Lock Washer	50
HN55811	5/8-11 Hex Finished Nut	25	HN55811	5/8-11 Hex Finished Nut	25
FWW5/8	5/8 USS Flat Washer Low Carbon	25	FWW5/8	5/8 USS Flat Washer Low Carbon	25
LW5/8	5/8 Split Lock Washer	25	LW5/8	5/8 Split Lock Washer	25
HC55811114	5/8-11 x 1-1/4 Hex Head Cap Screw	25	HC55811114	5/8-11 x 1-1/4 Hex Head Cap Screw	25
HC55811112	5/8-11 x 1-1/2 Hex Head Cap Screw	25	HC55811112	5/8-11 x 1-1/2 Hex Head Cap Screw	25
HC558112	5/8-11 x 2 Hex Head Cap Screw	25	HC558112	5/8-11 x 2 Hex Head Cap Screw	25
HC55811212	5/8-11 x 2-1/2 Hex Head Cap Screw	25	HC55811212	5/8-11 x 2-1/2 Hex Head Cap Screw	25
HC558113	5/8-11 x 3 Hex Head Cap Screw	20	HC558113	5/8-11 x 3 Hex Head Cap Screw	20
HC55811312	5/8-11 x 3-1/2 Hex Head Cap Screw	10	HC55811312	5/8-11 x 3-1/2 Hex Head Cap Screw	10
HC558114	5/8-11 x 4 Hex Head Cap Screw	10	HC558114	5/8-11 x 4 Hex Head Cap Screw	10
HC55811412	5/8-11 x 4-1/2 Hex Head Cap Screw	10	HC55811412	5/8-11 x 4-1/2 Hex Head Cap Screw	10
HC558115	5/8-11 x 5 Hex Head Cap Screw	10	HC558115	5/8-11 x 5 Hex Head Cap Screw	10
HN53410	3/4-10 Hex Finished Nut	25	HN53410	3/4-10 Hex Finished Nut	25
FWW3/4	3/4 USS Flat Washer Low Carbon	25	FWW3/4	3/4 USS Flat Washer Low Carbon	25
LW3/4	3/4 Split Lock Washer	25	LW3/4	3/4 Split Lock Washer	25
HC53410114	3/4-10 x 1-1/4 Hex Head Cap Screw	20	HC53410114	3/4-10 x 1-1/4 Hex Head Cap Screw	20
HC53410112	3/4-10 x 1-1/2 Hex Head Cap Screw	20	HC53410112	3/4-10 x 1-1/2 Hex Head Cap Screw	20
HC534102	3/4-10 x 2 Hex Head Cap Screw	10	HC534102	3/4-10 x 2 Hex Head Cap Screw	10
HC53410212	3/4-10 x 2-1/2 Hex Head Cap Screw	10	HC53410212	3/4-10 x 2-1/2 Hex Head Cap Screw	10
HC534103	3/4-10 x 3 Hex Head Cap Screw	10	HC534103	3/4-10 x 3 Hex Head Cap Screw	10
HC53410312	3/4-10 x 3-1/2 Hex Head Cap Screw	10	HC53410312	3/4-10 x 3-1/2 Hex Head Cap Screw	10
HC534104	3/4-10 x 4 Hex Head Cap Screw	10	HC534104	3/4-10 x 4 Hex Head Cap Screw	10
HC53410412	3/4-10 x 4-1/2 Hex Head Cap Screw	10	HC53410412	3/4-10 x 4-1/2 Hex Head Cap Screw	10
HC534105	3/4-10 x 5 Hex Head Cap Screw	10	HC534105	3/4-10 x 5 Hex Head Cap Screw	10
HC53410512	3/4-10 x 5-1/2 Hex Head Cap Screw	10	HC53410512	3/4-10 x 5-1/2 Hex Head Cap Screw	10
HC534106	3/4-10 x 6 Hex Head Cap Screw	5	HC534106	3/4-10 x 6 Hex Head Cap Screw	5
DUR359	40-Opening 33-3/4" Wide x 12" Deep x 23-7/8" High Parts Bin	1	DUR359	40-Opening 33-3/4" Wide x 12" Deep x 23-7/8" High Parts Bin	1
DUR363	72-Opening 33-3/4" Wide x 12" Deep x 42" High Parts Bin	1	DUR363	72-Opening 33-3/4" Wide x 12" Deep x 42" High Parts Bin	1
DUR364	33-3/4" Wide x 12" Deep x 5-3/4" High Base Stand	1	DUR364	33-3/4" Wide x 12" Deep x 5-3/4" High Base Stand	1



15

# ASSORTMENT KITS

## KIT-HDG8-112

Grade 8 Zinc Yellow Hex Finished Nuts, USS Flat Washers, and Hex Head Cap Screws. Also available in SAE (Part #: KIT-HDG8-112SAE).

Part #	Description	Qty	Part #	Description	Qty
HN81420	1/4-20 Hex Finished Nut	100	HC8516183	5/16-18 x 3 Hex Head Cap Screw	25
FWW8-1/4	1/4 USS Flat Washer Thru-Hardened	100	HC851618312	5/16-18 x 3-1/2 Hex Head Cap Screw	25
LW8-1/4	1/4 Split Lock Washer Thru-Hardened	100	HC8516184	5/16-18 x 4 Hex Head Cap Screw	25
HC8142012	1/4-20 x 1/2 Hex Head Cap Screw	100	HN83816	3/8-16 Hex Finished Nut	100
HC8142034	1/4-20 x 3/4 Hex Head Cap Screw	100	FWW8-3/8	3/8 USS Flat Washer Thru-Hardened	100
HC814201	1/4-20 x 1 Hex Head Cap Screw	100	LW8-3/8	3/8 Split Lock Washer Thru-Hardened	100
HC81420114	1/4-20 x 1-1/4 Hex Head Cap Screw	100	HC8381634	3/8-16 x 3/4 Hex Head Cap Screw	100
HC81420112	1/4-20 x 1-1/2 Hex Head Cap Screw	100	HC838161	3/8-16 x 1 Hex Head Cap Screw	100
HC814202	1/4-20 x 2 Hex Head Cap Screw	50	HC83816114	3/8-16 x 1-1/4 Hex Head Cap Screw	100
HC81420212	1/4-20 x 2-1/2 Hex Head Cap Screw	50	HC83816112	3/8-16 x 1-1/2 Hex Head Cap Screw	100
HC814203	1/4-20 x 3 Hex Head Cap Screw	25	HC838162	3/8-16 x 2 Hex Head Cap Screw	50
HC81420312	1/4-20 x 3-1/2 Hex Head Cap Screw	25	HC83816212	3/8-16 x 2-1/2 Hex Head Cap Screw	50
HC814204	1/4-20 x 4 Hex Head Cap Screw	25	HC838163	3/8-16 x 3 Hex Head Cap Screw	25
HN851618	5/16-18 Hex Finished Nut	100	HC83816312	3/8-16 x 3-1/2 Hex Head Cap Screw	25
FWW8-5/16	5/16 USS Flat Washer Thru-Hardened	100	HC838164	3/8-16 x 4 Hex Head Cap Screw	25
LW8-5/16	5/16 Split Lock Washer Thru-Hardened	100	HC83816412	3/8-16 x 4-1/2 Hex Head Cap Screw	25
HC85161834	5/16-18 x 3/4 Hex Head Cap Screw	100	HC838165	3/8-16 x 5 Hex Head Cap Screw	25
HC8516181	5/16-18 x 1 Hex Head Cap Screw	100	HN871614	7/16-14 Hex Finished Nut	50
HC851618114	5/16-18 x 1-1/4 Hex Head Cap Screw	100	FWW8-7/16	7/16 USS Flat Washer Thru-Hardened	50
HC851618112	5/16-18 x 1-1/2 Hex Head Cap Screw	100	LW8-7/16	7/16 Split Lock Washer Thru-Hardened	50
HC8516182	5/16-18 x 2 Hex Head Cap Screw	50	HC8716141	7/16-14 x 1 Hex Head Cap Screw	50
HC851618212	5/16-18 x 2-1/2 Hex Head Cap Screw	50	HC871614114	7/16-14 x 1-1/4 Hex Head Cap Screw	50
			HC871614112	7/16-14 x 1-1/2 Hex Head Cap Screw	50
			HC8716142	7/16-14 x 2 Hex Head Cap Screw	25
			HC871614212	7/16-14 x 2-1/2 Hex Head Cap Screw	25
			HC8716143	7/16-14 x 3 Hex Head Cap Screw	25
			HC871614312	7/16-14 x 3-1/2 Hex Head Cap Screw	25
			HC8716144	7/16-14 x 4 Hex Head Cap Screw	25
			HC871614412	7/16-14 x 4-1/2 Hex Head Cap Screw	25
			HC8716145	7/16-14 x 5 Hex Head Cap Screw	25
			HN81213	1/2-13 Hex Finished Nut	50
			FWW8-1/2	1/2 USS Flat Washer Thru-Hardened	50
			LW8-1/2	1/2 Split Lock Washer Thru-Hardened	50
			HC81213114	1/2-13 x 1-1/4 Hex Head Cap Screw	50
			HC81213112	1/2-13 x 1-1/2 Hex Head Cap Screw	50
			HC812132	1/2-13 x 2 Hex Head Cap Screw	25
			HC81213212	1/2-13 x 2-1/2 Hex Head Cap Screw	25
			HC812133	1/2-13 x 3 Hex Head Cap Screw	25
			HC81213312	1/2-13 x 3-1/2 Hex Head Cap Screw	25
			HC812134	1/2-13 x 4 Hex Head Cap Screw	25
			HC81213412	1/2-13 x 4-1/2 Hex Head Cap Screw	10
			HC812135	1/2-13 x 5 Hex Head Cap Screw	10
			HN891612	9/16-12 Hex Finished Nut	50
			FWW8-9/16	9/16 USS Flat Washer Thru-Hardened	50
			LW8-9/16	9/16 Split Lock Washer Thru-Hardened	50
			HN85811	5/8-11 Hex Finished Nut	25
			FWW8-5/8	5/8 USS Flat Washer Thru-Hardened	25
			LW8-5/8	5/8 Split Lock Washer Thru-Hardened	25
			HC85811114	5/8-11 x 1-1/4 Hex Head Cap Screw	25
			HC85811112	5/8-11 x 1-1/2 Hex Head Cap Screw	25
			HC858112	5/8-11 x 2 Hex Head Cap Screw	25
			HC85811212	5/8-11 x 2-1/2 Hex Head Cap Screw	25
			HC858113	5/8-11 x 3 Hex Head Cap Screw	20
			HC85811312	5/8-11 x 3-1/2 Hex Head Cap Screw	10
			HC858114	5/8-11 x 4 Hex Head Cap Screw	10
			HC85811412	5/8-11 x 4-1/2 Hex Head Cap Screw	10
			HC858115	5/8-11 x 5 Hex Head Cap Screw	10
			HN83410	3/4-10 Hex Finished Nut	25
			FWW8-3/4	3/4 USS Flat Washer Thru-Hardened	25
			LW8-3/4	3/4 Split Lock Washer Thru-Hardened	25
			HC83410114	3/4-10 x 1-1/4 Hex Head Cap Screw	20
			HC83410112	3/4-10 x 1-1/2 Hex Head Cap Screw	20
			HC834102	3/4-10 x 2 Hex Head Cap Screw	10
			HC83410212	3/4-10 x 2-1/2 Hex Head Cap Screw	10
			HC834103	3/4-10 x 3 Hex Head Cap Screw	10
			HC83410312	3/4-10 x 3-1/2 Hex Head Cap Screw	10
			HC834104	3/4-10 x 4 Hex Head Cap Screw	10
			HC83410412	3/4-10 x 4-1/2 Hex Head Cap Screw	10
			HC834105	3/4-10 x 5 Hex Head Cap Screw	10
			HC83410512	3/4-10 x 5-1/2 Hex Head Cap Screw	10
			HC834106	3/4-10 x 6 Hex Head Cap Screw	5
DUR359	40-Opening 33-3/4" Wide x 12" Deep x 23-7/8" High Parts Bin	1			
DUR363	72-Opening 33-3/4" Wide x 12" Deep x 42" High Parts Bin	1			
DUR364	33-3/4" Wide x 12" Deep x 5-3/4" High Base Stand	1			



15

# ASSORTMENT KITS


## KIT-HDG5-72

Grade 5 Zinc Plate Hex Finished Nuts, USS Flat Washers, and Hex Head Cap Screws

Part #	Description	Qty	Part #	Description	Qty	
HN51420	1/4-20 Hex Finished Nut	100	HC551618114	5/16-18 x 1-1/4 Hex Head Cap Screw	100	
FWW1/4	1/4 USS Flat Washer Low Carbon	100	HC551618112	5/16-18 x 1-1/2 Hex Head Cap Screw	100	
LW1/4	1/4 Split Lock Washer	100	HC5516182	5/16-18 x 2 Hex Head Cap Screw	50	
HC5142012	1/4-20 x 1/2 Hex Head Cap Screw	100	HC551618212	5/16-18 x 2-1/2 Hex Head Cap Screw	50	
HC5142034	1/4-20 x 3/4 Hex Head Cap Screw	100	HN53816 FWW3/8 LW3/8 HC5381634 HC538161 HC53816114 HC53816112 HC538162 HC53816212	3/8-16 Hex Finished Nut	100	
HC514201	1/4-20 x 1 Hex Head Cap Screw	100		3/8 USS Flat Washer Low Carbon	100	
HC51420114	1/4-20 x 1-1/4 Hex Head Cap Screw	100		3/8 Split Lock Washer	100	
HC51420112	1/4-20 x 1-1/2 Hex Head Cap Screw	100		3/8-16 x 3/4 Hex Head Cap Screw	100	
HC514202	1/4-20 x 2 Hex Head Cap Screw	50		3/8-16 x 1 Hex Head Cap Screw	100	
HN551618	5/16-18 Hex Finished Nut	100		3/8-16 x 1-1/4 Hex Head Cap Screw	100	
FWW5/16	5/16 USS Flat Washer Low Carbon	100		3/8-16 x 1-1/2 Hex Head Cap Screw	100	
LW5/16	5/16 Split Lock Washer	100		3/8-16 x 2 Hex Head Cap Screw	50	
HC55161834	5/16-18 x 3/4 Hex Head Cap Screw	100		3/8-16 x 2-1/2 Hex Head Cap Screw	50	
HC5516181	5/16-18 x 1 Hex Head Cap Screw	100		HN571614 FWW7/16 LW7/16 HC5716141 HC571614114 HC571614112 HC5716142 HC571614212 HC5716143	7/16-14 Hex Finished Nut	50
	7/16 USS Flat Washer Low Carbon	50	7/16-14 x 1 Hex Head Cap Screw		50	
	3/8 Split Lock Washer	50	7/16 x 1-1/4 Hex Head Cap Screw		50	
	7/16-14 x 1-1/4 Hex Head Cap Screw	50	7/16-14 x 1-1/2 Hex Head Cap Screw		50	
	7/16-14 x 1-1/2 Hex Head Cap Screw	50	7/16-14 x 2 Hex Head Cap Screw		25	
	7/16-14 x 2 Hex Head Cap Screw	25	7/16-14 x 2-1/2 Hex Head Cap Screw		25	
	7/16-14 x 2-1/2 Hex Head Cap Screw	25	7/16-14 x 3 Hex Head Cap Screw		25	
	7/16-14 x 3 Hex Head Cap Screw	25	HN51213 FWW1/2 LW1/2 HC51213114 HC51213112 HC512132 HC51213212 HC512133 HC51213312		1/2-13 Hex Finished Nut	50
	1/2 USS Flat Washer Low Carbon	50			1/2-13 x 1-1/4 Hex Head Cap Screw	50
	1/2 Split Lock Washer	50			1/2-13 x 1-1/2 Hex Head Cap Screw	50
	1/2-13 x 1-1/4 Hex Head Cap Screw	50		1/2-13 x 2 Hex Head Cap Screw	25	
1/2-13 x 1-1/2 Hex Head Cap Screw	50	1/2-14 x 2-1/2 Hex Head Cap Screw		25		
1/2-13 x 2 Hex Head Cap Screw	25	1/2-13 x 3 Hex Head Cap Screw		25		
1/2-14 x 2-1/2 Hex Head Cap Screw	25	1/2-13 x 3-1/2 Hex Head Cap Screw		25		
1/2-13 x 3 Hex Head Cap Screw	25	DUR363 DUR364		72-Opening 33-3/4" Wide x 12" Deep x 42" High Parts Bin	1	
1/2-13 x 3-1/2 Hex Head Cap Screw	25			33-3/4" Wide x 12" Deep x 5-3/4" High Base Stand	1	

## KIT-HDG5-72SAE

Zinc Plate Hex Finished Nuts, SAE Flat Washers, & Grade 5 Hex Head Cap Screws

Part #	Description	Qty	Part #	Description	Qty	
HN51428	1/4-28 Hex Finished Nut	100	HC55161824114	5/16-24 x 1-1/4 Hex Head Cap Screw	100	
FW1/4	1/4 SAE Flat Washer Low Carbon	100	HC551624112	5/16-24 x 1-1/2 Hex Head Cap Screw	100	
LW1/4	1/4 Split Lock Washer	100	HC5516242	5/16-24 x 2 Hex Head Cap Screw	50	
HC5142812	1/4-28 x 1/2 Hex Head Cap Screw	100	HC551624212	5/16-24 x 2-12 Hex Head Cap Screw	50	
HC5142834	1/4-28 x 3/4 Hex Head Cap Screw	100	HN53824 FW3/8 LW3/8 HC5382434 HC538241 HC53824114 HC53824112 HC538242 HC53824212	3/8-24 Hex Finished Nut	100	
HC514281	1/4-28 x 1 Hex Head Cap Screw	100		3/8 SAE Flat Washer Low Carbon	100	
HC51428114	1/4-28 x 1-1/4 Hex Head Cap Screw	100		3/8 Split Lock Washer	100	
HC51428112	1/4-28 x 1-1/2 Hex Head Cap Screw	100		3/8-24 x 3/4 Hex Head Cap Screw	100	
HC514282	1/4-28 x 2 Hex Head Cap Screw	50		3/8-24 x 1 Hex Head Cap Screw	100	
HN551624	5/16-24 Hex Finished Nut	100		3/8-24 x 1-1/4 Hex Head Cap Screw	100	
FW5/16	5/16 SAE Flat Washer Low Carbon	100		3/8-24 x 1-1/2 Hex Head Cap Screw	100	
LW5/16	5/16 Split Lock Washer	100		3/8-24 x 2 Hex Head Cap Screw	50	
HC55162434	5/16-24 x 3/4 Hex Head Cap Screw	100		3/8-24 x 2-1/2 Hex Head Cap Screw	50	
HC5516241	5/16-24 x 1 Hex Head Cap Screw	100		HN571620 FW7/16 LW7/16 HC5716201 HC571620114 HC571620112 HC5716202 HC571620212 HC5716203	7/16-20 Hex Finished Nut	50
	7/16 SAE Flat Washer Low Carbon	50	7/16-20 x 1 Hex Head Cap Screw		50	
	7/16 Split Lock Washer	50	7/16-20 x 1-1/4 Hex Head Cap Screw		50	
	7/16-20 x 1 Hex Head Cap Screw	50	7/16-20 x 1-1/2 Hex Head Cap Screw		50	
	7/16-20 x 1-1/4 Hex Head Cap Screw	50	7/16-20 x 2 Hex Head Cap Screw		25	
	7/16-20 x 1-1/2 Hex Head Cap Screw	50	7/16-20 x 2-1/2 Hex Head Cap Screw		25	
	7/16-20 x 2 Hex Head Cap Screw	25	7/16-20 x 3 Hex Head Cap Screw		25	
	7/16-20 x 2-1/2 Hex Head Cap Screw	25	HN51220 FW1/2 LW1/2 HC51220114 HC51220112 HC512202 HC51220212 HC512203 HC51220312		1/2-20 Hex Finished Nut	50
	7/16-20 x 3 Hex Head Cap Screw	25			1/2 SAE Flat Washer Low Carbon	50
	1/2-20 Hex Finished Nut	50			1/2 Split Lock Washer	50
	1/2 SAE Flat Washer Low Carbon	50		1/2-20 x 1-1/4 Hex Head Cap Screw	50	
1/2 Split Lock Washer	50	1/2-20 x 1-1/2 Hex Head Cap Screw		50		
1/2-20 x 1-1/4 Hex Head Cap Screw	50	1/2-20 x 2 Hex Head Cap Screw		25		
1/2-20 x 1-1/2 Hex Head Cap Screw	50	1/2-20 x 2-1/2 Hex Head Cap Screw		25		
1/2-20 x 2 Hex Head Cap Screw	25	1/2-20 x 3 Hex Head Cap Screw		25		
1/2-20 x 2-1/2 Hex Head Cap Screw	25	1/2-20 x 3-1/2 Hex Head Cap Screw		25		
1/2-20 x 3 Hex Head Cap Screw	25	DUR363 DUR364		72-Opening 33-3/4" Wide x 12" Deep x 42" High Parts Bin	1	
1/2-20 x 3-1/2 Hex Head Cap Screw	25		33-3/4" Wide x 12" Deep x 5-3/4" High Base Stand	1		

15

# ASSORTMENT KITS

## KIT-HDG8-72

Grade 8 Zinc Yellow Hex Finished Nuts, USS Flat Washers, and Hex Head Cap Screws

Part #	Description	Qty	Part #	Description	Qty
HN81420	1/4-20 Hex Finished Nut	100	HC851618114	5/16-18 x 1-1/4 Hex Head Cap Screw	100
FWW8-1/4	1/4 USS Flat Washer Thru-Hardened	100	HC851618112	5/16-18 x 1-1/2 Hex Head Cap Screw	100
LW8-1/4	1/4 Split Lock Washer Thru-Hardened	100	HC8516182	5/16-18 x 2 Hex Head Cap Screw	50
HC8142012	1/4-20 x 1/2 Hex Head Cap Screw	100	HC851618212	5/16-18 x 2-1/2 Hex Head Cap Screw	50
HC8142034	1/4-20 x 3/4 Hex Head Cap Screw	100			
HC814201	1/4-20 x 1 Hex Head Cap Screw	100	HN83816	3/8-16 Hex Finished Nut	100
HC81420114	1/4-20 x 1-1/4 Hex Head Cap Screw	100	FWW8-3/8	3/8 USS Flat Washer Thru-Hardened	100
HC81420112	1/4-20 x 1-1/2 Hex Head Cap Screw	100	LW8-3/8	3/8 Split Lock Washer Thru-Hardened	100
HC814202	1/4-20 x 2 Hex Head Cap Screw	50	HC8381634	3/8-16 x 3/4 Hex Head Cap Screw	100
			HC838161	3/8-16 x 1 Hex Head Cap Screw	100
HN851618	5/16-18 Hex Finished Nut	100	HC83816114	3/8-16 x 1-1/4 Hex Head Cap Screw	100
FWW8-5/16	5/16 USS Flat Washer Thru-Hardened	100	HC83816112	3/8-16 x 1-1/2 Hex Head Cap Screw	100
LW8-5/16	1/4 Split Lock Washer Thru-Hardened	100	HC838162	3/8-16 x 2 Hex Head Cap Screw	50
HC85161834	5/16-18 x 3/4 Hex Head Cap Screw	100	HC83816212	3/8-16 x 2-1/2 Hex Head Cap Screw	50
HC8516181	5/16-18 x 1 Hex Head Cap Screw	100			
			HN871614	7/16-14 Hex Finished Nut	50
			FWW8-7/16	7/16 USS Flat Washer Thru-Hardened	50
			LW8-7/16	7/16 Split Lock Washer Thru-Hardened	50
			HC8716141	7/16-14 x 1 Hex Head Cap Screw	50
			HC871614114	7/16-14 x 1-1/4 Hex Head Cap Screw	50
			HC871614112	7/16-14 x 1-1/2 Hex Head Cap Screw	50
			HC8716142	7/16-14 x 2 Hex Head Cap Screw	25
			HC871614212	7/16-14 x 2-1/2 Hex Head Cap Screw	25
			HC8716143	7/16-14 x 3 Hex Head Cap Screw	25
			HN81213	1/2-13 Hex Finished Nut	50
			FWW8-1/2	1/2 USS Flat Washer Thru-Hardened	50
			LW8-1/2	1/2 Split Lock Washer Thru-Hardened	50
			HC81213114	1/2-13 x 1-1/4 Hex Head Cap Screw	50
			HC81213112	1/2-13 x 1-1/2 Hex Head Cap Screw	50
			HC812132	1/2-13 x 2 Hex Head Cap Screw	25
			HC81213212	1/2-13 x 2-1/2 Hex Head Cap Screw	25
			HC812133	1/2-13 x 3 Hex Head Cap Screw	25
			HC81213312	1/2-13 x 3-1/2 Hex Head Cap Screw	25
			DUR363	72-Opening 33-3/4" Wide x 12" deep x 42" High Parts Bin	1
			DUR364	33-3/4" Wide x 12" Deep x 5-3/4" High Base Stand for Parts Bin	1



## KIT-HDG8-72SAE

Grade 8 Zinc Yellow Hex Finished Nuts, SAE Flat Washers, and Hex Head Cap Screws

Part #	Description	Qty	Part #	Description	Qty
HN81428	1/4-28 Hex Finished Nut	100	HC851624114	5/16-24 x 1-1/4 Hex Head Cap Screw	100
FW8-1/4	1/4 SAE Flat Washer Thru-Hardened	100	HC851624112	5/16-24 x 1-1/2 Hex Head Cap Screw	100
LW8-1/4	1/4 Split Lock Washer Thru-Hardened	100	HC8516242	5/16-24 x 2 Hex Head Cap Screw	50
HC8142812	1/4-28 x 1/2 Hex Head Cap Screw	100	HC851624212	5/16-24 x 2-1/2 Hex Head Cap Screw	50
HC8142834	1/4-28 x 3/4 Hex Head Cap Screw	100			
HC814281	1/4-28 x 1 Hex Head Cap Screw	100	HN83824	3/8-24 Hex Finished Nut	100
HC81428114	1/4-28 x 1-1/4 Hex Head Cap Screw	100	FW8-3/8	3/8 SAE Flat Washer Thru-Hardened	100
HC81428112	1/4-28 x 1-1/2 Hex Head Cap Screw	100	LW8-3/8	3/8 Split Lock Washer Thru-Hardened	100
HC814282	1/4-28 x 2 Hex Head Cap Screw	50	HC8382434	3/8-24 x 3/4 Hex Head Cap Screw	100
			HC838241	3/8-24 x 1 Hex Head Cap Screw	100
HN851624	5/16-24 Hex Finished Nut	100	HC83824114	3/8-24 x 1-1/4 Hex Head Cap Screw	100
FW8-5/16	5/16 SAE Flat Washer Thru-Hardened	100	HC83824112	3/8-24 x 1-1/2 Hex Head Cap Screw	100
LW8-5/16	5/16 Split Lock Washer Thru-Hardened	100	HC838242	3/8-24 x 2 Hex Head Cap Screw	50
HC85162434	5/16-24 x 3/4 Hex Head Cap Screw	100	HC83824212	3/8-24 x 2-1/2 Hex Head Cap Screw	50
HC8516241	5/16-24 x 1 Hex Head Cap Screw	100			
			HN871620	7/16-20 Hex Finished Nut	50
			FW8-7/16	7/16 SAE Flat Washer Thru-Hardened	50
			LW8-7/16	7/16 Split Lock Washer Thru-Hardened	50
			HC8716201	7/16-20 x 1 Hex Head Cap Screw	50
			HC871620114	7/16-20 x 1-1/4 Hex Head Cap Screw	50
			HC871620112	7/16-20 x 1-1/2 Hex Head Cap Screw	50
			HC8716202	7/16-20 x 2 Hex Head Cap Screw	25
			HC871620212	7/16-20 x 2-1/2 Hex Head Cap Screw	25
			HC8716203	7/16-20 x 3 Hex Head Cap Screw	25
			HN81220	1/2-20 Hex Finished Nut	50
			FW8-1/2	1/2 SAE Flat Washer Thru-Hardened	50
			LW8-1/2	1/2 Split Lock Washer Thru-Hardened	50
			HC81220114	1/2-20 x 1-1/4 Hex Head Cap Screw	50
			HC81220112	1/2-20 x 1-1/2 Hex Head Cap Screw	50
			HC812202	1/2-20 x 2 Hex Head Cap Screw	25
			HC81220212	1/2-20 x 2-1/2 Hex Head Cap Screw	25
			HC812203	1/2-20 x 3 Hex Head Cap Screw	25
			HC81220312	1/2-20 x 3-1/2 Hex Head Cap Screw	25
			DUR363	72-Opening 33-3/4" Wide x 12" Deep x 42" High Parts Bin	1
			DUR364	33-3/4" Wide x 12" Deep x 5-3/4" High Base Stand for Parts Bin	1





# ASSORTMENT KITS


## KIT-METRIC-72

Grade 8.8 Zinc Plate Metric Hex Nuts, Flat Washers, Split Lock Washers, and Hex Head Cap Screws

Part #	Description	Qty	Part #	Description	Qty
M6X1.0HN	M6 x 1.0 Metric Hex Nut	50	M8X1.25HN	M8 x 1.25 Metric Hex Nut	50
M6FW	M6 Metric Flat Washer	50	M8FW	M8 Metric Flat Washer	50
M6LW	M6 Metric Split Lock Washer	50	M8LW	M8 Metric Split Lock Washer	50
M6X1.0X20	M6 x 1.0 x 20 Hex Head Cap Screw	50	M8X1.25X20	M8 x 1.25 x 20 Hex Head Cap Screw	50
M6X1.0X25	M6 x 1.0 x 25 Hex Head Cap Screw	50	M8X1.25X25	M8 x 1.25 x 25 Hex Head Cap Screw	50
M6X1.0X30	M6 x 1.0 x 30 Hex Head Cap Screw	50	M8X1.25X30	M8 x 1.25 x 30 Hex Head Cap Screw	50
M6X1.0X35	M6 x 1.0 x 35 Hex Head Cap Screw	50	M8X1.25X35	M8 x 1.25 x 35 Hex Head Cap Screw	50
M6X1.0X40	M6 x 1.0 x 40 Hex Head Cap Screw	50	M8X1.25X40	M8 x 1.25 x 40 Hex Head Cap Screw	25
			M10X1.5HN	M10 x 1.5 Metric Hex Nut	25
			M10FW	M10 Metric Flat Washer	25
			M10LW	M10 Metric Split Lock Washer	25
			M10X1.5X20	M10 x 1.5 x 20 Hex Head Cap Screw	25
			M10X1.5X25	M10 x 1.5 x 25 Hex Head Cap Screw	25
			M10X1.5X30	M10 x 1.5 x 30 Hex Head Cap Screw	25
			M10X1.5X35	M10 x 1.5 x 35 Hex Head Cap Screw	25
			M10X1.5X40	M10 x 1.5 x 40 Hex Head Cap Screw	25
			M10X1.5X45	M10 x 1.5 x 45 Hex Head Cap Screw	25
			M12X.175HN	M12 x 1.75 Metric Hex Nut	25
M12FW	M12 Metric Flat Washer	25			
M12LW	M12 Metric Split Lock Washer	25			
M12X1.75X25	M12 x 1.75 x 25 Hex Head Cap Screw	20			
M12X1.75X30	M12 x 1.75 x 30 Hex Head Cap Screw	20			
M12X1.75X35	M12 x 1.75 x 35 Hex Head Cap Screw	20			
M12X1.75X40	M12 x 1.75 x 40 Hex Head Cap Screw	20			
M12X1.75X45	M12 x 1.75 x 45 Hex Head Cap Screw	20			
M12X1.75X50	M12 x 1.75 x 50 Hex Head Cap Screw	20			
DUR363	72-Opening 33-3/4" Wide x 12" Deep x 42" High Parts Bin			1	
DUR364	33-3/4" Wide x 12" Deep x 5-3/4" High Base Stand for Parts Bin			1	

## KIT-METG10.9-72

Grade 10.9 Zinc Plate Metric Hex Nuts, Flat Washers, Split Lock Washers, & Hex Head Cap Screws

Part #	Description	Qty	Part #	Description	Qty
M6X1.0HNG10	M6 x 1.0 Metric Hex Nut	50	M8X1.25HNG10	M8 x 1.25 Metric Hex Nut	50
M6FWG10	M6 Metric Flat Washer	50	M8FWG10	M8 Metric Flat Washer	50
M6LWG10	M6 Metric Split Lock Washer	50	M8LWG10	M8 Metric Split Lock Washer	50
M6X1.0X20G10	M6 x 1.0 x 20 Hex Head Cap Screw	50	M8X1.25X20G10	M8 x 1.25 x 20 Hex Head Cap Screw	50
M6X1.0X25G10	M6 x 1.0 x 25 Hex Head Cap Screw	50	M8X1.25X25G10	M8 x 1.25 x 25 Hex Head Cap Screw	50
M6X1.0X30G10	M6 x 1.0 x 30 Hex Head Cap Screw	50	M8X1.25X30G10	M8 x 1.25 x 30 Hex Head Cap Screw	50
M6X1.0X35G10	M6 x 1.0 x 35 Hex Head Cap Screw	50	M8X1.25X35G10	M8 x 1.25 x 35 Hex Head Cap Screw	50
M6X1.0X40G10	M6 x 1.0 x 40 Hex Head Cap Screw	50	M8X1.25X40G10	M8 x 1.25 x 40 Hex Head Cap Screw	25
			M10X1.5HNG10	M10 x 1.5 Metric Hex Nut	25
			M10FWG10	M10 Metric Flat Washer	25
			M10LWG10	M10 Metric Split Lock Washer	25
			M10X1.5X20G10	M10 x 1.5 x 20 Hex Head Cap Screw	25
			M10X1.5X25G10	M10 x 1.5 x 25 Hex Head Cap Screw	25
			M10X1.5X30G10	M10 x 1.5 x 30 Hex Head Cap Screw	25
			M10X1.5X35G10	M10 x 1.5 x 35 Hex Head Cap Screw	25
			M10X1.5X40G10	M10 x 1.5 x 40 Hex Head Cap Screw	25
			M10X1.5X45G10	M10 x 1.5 x 45 Hex Head Cap Screw	25
			M12X1.75HNG10	M12 x 1.75 Metric Hex Nut	25
M12FWG10	M12 Metric Flat Washer	25			
M12LWG10	M12 Metric Split Lock Washer	25			
M12X1.75X25G10	M12 x 1.75 x 25 Hex Head Cap Screw	20			
M12X1.75X30G10	M12 x 1.75 x 30 Hex Head Cap Screw	20			
M12X1.75X35G10	M12 x 1.75 x 35 Hex Head Cap Screw	20			
M12X1.75X40G10	M12 x 1.75 x 40 Hex Head Cap Screw	20			
M12X1.75X45G10	M12 x 1.75 x 45 Hex Head Cap Screw	20			
M12X1.75X50G10	M12 x 1.75 x 50 Hex Head Cap Screw	20			
DUR363	72-Opening 33-3/4" Wide x 12" Deep x 42" High Parts Bin			1	
DUR364	33-3/4" x 12" Deep x 5-3/4" High Base Stand for Parts Bin			1	

15

# ASSORTMENT KITS

## KIT-HDG5-40

Grade 5 Zinc Plate Hex Finished Nuts, USS Flat Washers, and Hex Head Cap Screws


Part #	Description	Qty	Part #	Description	Qty
HN51420	1/4-20 Hex Finished Nut	100	HN551618	5/16-18 Hex Finished Nut	100
FWW1/4	1/4 USS Flat Washer Low Carbon	100	FWW5/16	5/16 USS Flat Washer Low Carbon	100
LW1/4	1/4 Split Lock Washer	100	LW5/16	5/16 Split Lock Washer	100
HC5142034	1/4-20 x 3/4 Hex Head Cap Screw	50	HC55161834	5/16-18 x 3/4 Hex Head Cap Screw	50
HC514201	1/4-20 x 1 Hex Head Cap Screw	50	HC5516181	5/16-18 x 1 Hex Head Cap Screw	50
HC51420114	1/4-20 x 1-1/4 Hex Head Cap Screw	50	HC551618114	5/16-18 x 1-1/4 Hex Head Cap Screw	50
HC51420112	1/4-20 x 1-1/2 Hex Head Cap Screw	50	HC551618112	5/16-18 x 1-1/2 Hex Head Cap Screw	50
HC514202	1/4-20 x 2 Hex Head Cap Screw	25	HC5516182	5/16-18 x 2 Hex Head Cap Screw	25
			HN53816	3/8-16 Hex Finished Nut	50
			FWW3/8	3/8 USS Flat Washer Low Carbon	50
			LW3/8	3/8 Split Lock Washer	50
			HC538161	3/8-16 x 1 Hex Head Cap Screw	25
			HC53816114	3/8-16 x 1-1/4 Hex Head Cap Screw	25
			HC53816112	3/8-16 x 1-1/2 Hex Head Cap Screw	25
			HC538162	3/8-16 x 2 Hex Head Cap Screw	25
			HC53816212	3/8-16 x 2-1/2 Hex Head Cap Screw	10
			DUR359	40-Opening 33-3/4" Wide x 12" Deep x 23-7/8" High Parts Bin	1



## KIT-HDG5-40SAE

Grade 5 Zinc Plate Hex Finished Nuts, SAE Flat Washers, & Hex Head Cap Screws

Part #	Description	Qty	Part #	Description	Qty
HN51428	1/4-28 Hex Finished Nut	100	HN551624	5/16-24 Hex Finished Nut	100
FW1/4	1/4 SAE Flat Washer Low Carbon	100	FW5/16	5/16 SAE Flat Washer Low Carbon	100
LW1/4	1/4 Split Lock Washer	100	LW5/16	5/16 Split Lock Washer	100
HC5142834	1/4-28 x 3/4 Hex Head Cap Screw	50	HC55162434	5/16-24 x 3/4 Hex Head Cap Screw	50
HC514281	1/4-28 x 1 Hex Head Cap Screw	50	HC5516241	5/16-24 x 1 Hex Head Cap Screw	50
HC51428114	1/4-28 x 1-1/4 Hex Head Cap Screw	50	HC551624114	5/16-24 x 1-1/4 Hex Head Cap Screw	50
HC51428112	1/4-28 x 1-1/2 Hex Head Cap Screw	50	HC551624112	5/16-24 x 1-1/2 Hex Head Cap Screw	50
HC514282	1/4-28 x 2 Hex Head Cap Screw	25	HC5516242	5/16-24 x 2 Hex Head Cap Screw	25
			HN53824	3/8-24 Hex Finished Nut	50
			FW3/8	3/8 SAE Flat Washer Low Carbon	50
			LW3/8	3/8 Split Lock Washer	50
			HC538241	3/8-24 x 1 Hex Head Cap Screw	25
			HC53824114	3/8-24 x 1-1/4 Hex Head Cap Screw	25
			HC53824112	3/8-24 x 1-1/2 Hex Head Cap Screw	25
			HC538242	3/8-24 x 2 Hex Head Cap Screw	25
			HC53824212	3/8-24 x 2-1/2 Hex Head Cap Screw	10
			DUR359	40-Opening 33-3/4" Wide x 12" Deep x 23-7/8" High Parts Bin	1



## KIT-HDG8-40

Grade 8 Zinc Yellow Hex Finished Nuts, USS Flat Washers, and Hex Head Cap Screws

Part #	Description	Qty	Part #	Description	Qty
HN81420	1/4-20 Hex Finished Nut	100	HN851618	5/16-18 Hex Finished Nut	100
FWW8-1/4	1/4 USS Flat Washer Thru-Hardened	100	FWW8-5/16	5/16 USS Flat Washer Thru-Hardened	100
LW8-1/4	1/4 Split Lock Washer Thru-Hardened	100	LW8-5/16	5/16 Split Lock Washer Thru-Hardened	100
HC8142034	1/4-20 x 3/4 Hex Head Cap Screw	50	HC85161834	5/16-18 x 3/4 Hex Head Cap Screw	50
HC814201	1/4-20 x 1 Hex Head Cap Screw	50	HC8516181	5/16-18 x 1 Hex Head Cap Screw	50
HC81420114	1/4-20 x 1-1/4 Hex Head Cap Screw	50	HC851618114	5/16-18 x 1-1/4 Hex Head Cap Screw	50
HC81420112	1/4-20 x 1-1/2 Hex Head Cap Screw	50	HC851618112	5/16-18 x 1-1/2 Hex Head Cap Screw	50
HC814202	1/4-20 x 2 Hex Head Cap Screw	25	HC8516182	5/16-18 x 2 Hex Head Cap Screw	25
			HN83816	3/8-16 Hex Finished Nut	100
			FWW8-3/8	3/8 USS Flat Washer Thru-Hardened	100
			LW8-3/8	3/8 Split Lock Washer Thru-Hardened	100
			HC838161	3/8-16 x 1 Hex Head Cap Screw	50
			HC83816114	3/8-16 x 1-1/4 Hex Head Cap Screw	50
			HC83816112	3/8-16 x 1-1/2 Hex Head Cap Screw	50
			HC838162	3/8-16 x 2 Hex Head Cap Screw	25
			HC83816212	3/8-16 x 2-1/2 Hex Head Cap Screw	10
			DUR359	40-Opening 33-3/4" x 12" Deep x 23-7/8" High Parts Bin	1



15

# ASSORTMENT KITS

## KIT-HDG8-40SAE

Grade 8 Zinc Yellow Hex Finished Nuts, SAE Flat Washers, and Hex Head Cap Screws

Part #	Description	Qty	Part #	Description	Qty
HN81428	1/4-28 Hex Finished Nut	100	HN851624	5/16-24 Hex Finished Nut	100
FW8-1/4	1/4 SAE Flat Washer Thru-Hardened	100	FW8-5/16	5/16 SAE Flat Washer Thru-Hardened	100
LW8-1/4	1/4 Split Lock Washer Thru-Hardened	100	LW8-5/16	5/16 Split Lock Washer Thru-Hardened	100
HC8142834	1/4-28 x 3/4 Hex Head Cap Screw	50	HC85162434	5/16-24 x 3/4 Hex Head Cap Screw	50
HC814281	1/4-28 x 1 Hex Head Cap Screw	50	HC8516241	5/16-24 x 1 Hex Head Cap Screw	50
HC81428114	1/4-28 x 1-1/4 Hex Head Cap Screw	50	HC851624114	5/16-24 x 1-1/4 Hex Head Cap Screw	50
HC81428112	1/4-28 x 1-1/2 Hex Head Cap Screw	50	HC851624112	5/16-24 x 1-1/2 Hex Head Cap Screw	50
HC814282	1/4-28 x 2 Hex Head Cap Screw	25	HC8516242	5/16-24 x 2 Hex Head Cap Screw	25
			HN83824	3/8-24 Hex Finished Nut	100
			FW8-3/8	3/8 SAE Flat Washer Thru-Hardened	100
			LW8-3/8	3/8 Split Lock Washer Thru-Hardened	100
			HC838241	3/8-24 x 1 Hex Head Cap Screw	50
			HC83824114	3/8-24 x 1-1/4 Hex Head Cap Screw	50
			HC83824112	3/8-24 x 1-1/2 Hex Head Cap Screw	50
			HC838242	3/8-24 x 2 Hex Head Cap Screw	25
			HC83824212	3/8-24 x 2-1/2 Hex Head Cap Screw	10
			DUR359	40-Opening 33-3/4" Wide x 12" Deep x 23-7/8" High Parts Bin	1



## KIT-METRIC-40

Grade 8.8 Zinc Plate Metric Hex Nuts, Flat Washers, Split Lock Washers, and Hex Head Cap Screws

Part #	Description	Qty	Part #	Description	Qty
M6X1.0HN	M6 x 1.0 Metric Hex Nut	100	M8X1.25HN	M8 x 1.25 Metric Hex Nut	100
M6FW	M6 Metric Flat Washer	100	M8FW	M8 Metric Flat Washer	100
M6LW	M6 Metric Split Lock Washer	100	M8LW	M8 Metric Split Lock Washer	100
M6X1.0X16	M6 x 1.0 x 16 Hex Head Cap Screw	50	M8X1.25X20	M8 x 1.25 x 20 Hex Head Cap Screw	50
M6X1.0X25	M6 x 1.0 x 25 Hex Head Cap Screw	50	M8X1.25X25	M8 x 1.25 x 25 Hex Head Cap Screw	50
M6X1.0X30	M6 x 1.0 x 30 Hex Head Cap Screw	50	M8X1.25X30	M8 x 1.25 x 30 Hex Head Cap Screw	50
M6X1.0X40	M6 x 1.0 x 40 Hex Head Cap Screw	50	M8X1.25X40	M8 x 1.25 x 40 Hex Head Cap Screw	50
M6X1.0X50	M6 x 1.0 x 50 Hex Head Cap Screw	50	M8X1.25X50	M8 x 1.25 x 50 Hex Head Cap Screw	25
			M10X1.5HN	M10 x 1.5 Metric Hex Nut	50
			M10FW	M10 Metric Flat Washer	50
			M10LW	M10 Metric Split Lock Washer	50
			M10X1.5X25	M10 x 1.5 x 25 Hex Head Cap Screw	25
			M10X1.5X30	M10 x 1.5 x 30 Hex Head Cap Screw	25
			M10X1.5X40	M10 x 1.5 x 40 Hex Head Cap Screw	25
			M10X1.5X50	M10 x 1.5 x 50 Hex Head Cap Screw	25
			M10X1.5X60	M10 x 1.5 x 60 Hex Head Cap Screw	25
			M12X1.75HN	M12 x 1.75 Metric Hex Nut	50
			M12FW	M12 Metric Flat Washer	50
			M12LW	M12 Metric Split Lock Washer	50
			M12X1.75X25	M12 x 1.85 x 25 Hex Head Cap Screw	25
			M12X1.75X30	M12 x 1.75 x 30 Hex Head Cap Screw	25
			M12X1.75X40	M12 x 1.75 x 40 Hex Head Cap Screw	25
			M12X1.75X50	M12 x 1.75 x 50 Hex Head Cap Screw	25
			M12X1.75X60	M 12 x 1.75 x 60 Hex Head Cap Screw	25
			DUR359	40-Opening 33-3/4" Wide x 12" Deep x 23-7/8" High Parts Bin	1



# ASSORTMENT KITS

## KIT-METR-40G10

Grade 10.9 Zinc Plate Metric Hex Nuts, Flat Washers, Split Lock Washers, & Hex Head Cap Screws

Part #	Description	Qty	Part #	Description	Qty
M6X1.0HNG10	M6 x 1.0 Metric Hex Nut	100	M8X1.25HNG10	M8 x 1.25 Metric Hex Nut	100
M6FWG10	M6 Metric Flat Washer	100	M8FWG10	M8 Metric Flat Washer	100
M6LWG10	M6 Metric Split Lock Washer	100	M8LWG10	M8 Metric Split Lock Washer	100
M6X1.0X20G10	M6 x 1.0 x 20 Hex Head Cap Screw	50	M8X1.25X20G10	M8 x 1.25 x 20 Hex Head Cap Screw	50
M6X1.0X25G10	M6 x 1.0 x 25 Hex Head Cap Screw	50	M8X1.25X25G10	M8 x 1.25 x 25 Hex Head Cap Screw	50
M6X1.0X30G10	M6 x 1.0 x 30 Hex Head Cap Screw	50	M8X1.25X30G10	M8 x 1.25 x 30 Hex Head Cap Screw	50
M6X1.0X40G10	M6 x 1.0 x 40 Hex Head Cap Screw	50	M8X1.25X40G10	M8 x 1.25 x 40 Hex Head Cap Screw	50
M6X1.0X50G10	M6 x 1.0 x 50 Hex Head Cap Screw	50	M8X1.25X50G10	M8 x 1.25 x 50 Hex Head Cap Screw	25
<div style="border: 1px solid black; padding: 20px; width: 100%; height: 100%;"> <h1 style="margin: 0;">IMAGE COMING SOON</h1> </div>			M10X1.5HNG10	M10 x 1.5 Metric Hex Nut	50
			M10FWG10	M10 Metric Flat Washer	50
			M10LWG10	M10 Metric Split Lock Washer	50
			M10X1.5X25G10	M10 x 1.5 x 25 Hex Head Cap Screw	25
			M10X1.5X30G10	M10 x 1.5 x 30 Hex Head Cap Screw	25
			M10X1.5X40G10	M10 x 1.5 x 40 Hex Head Cap Screw	25
			M10X1.5X50G10	M10 x 1.5 x 50 Hex Head Cap Screw	25
			M10X1.5X60G10	M10 x 1.5 x 60 Hex Head Cap Screw	25
			M12X1.75HNG10	M12 x 1.75 Metric Hex Nut	50
			M12FWG10	M12 Metric Flat Washer	50
M12LWG10	M12 Metric Split Lock Washer	50			
M12X1.75X25G10	M12 x 1.75 x 25 Hex Head Cap Screw	25			
M12X1.75X30G10	M12 x 1.75 x 30 Hex Head Cap Screw	25			
M12X1.75X40G10	M12 x 1.75 x 40 Hex Head Cap Screw	25			
M12X1.75X50G10	M12 x 1.75 x 50 Hex Head Cap Screw	25			
M12X1.75X60G10	M12 x 1.75 x 60 Hex Head Cap Screw	25			
DUR359	40-Opening 33-3/4" Wide x 12" Deep x 23-7/8" High Parts Bin	1			



## KIT-HDG5-2

Grade 5, 1/4 & 5/16 Grade 5 Coarse Thread, Zinc Plate Hex Finished Nuts, Flat Washers, and Hex Head Cap Screws

Part #	Description	Qty
HN51420	1/4-20 Hex Finished Nut	50
FWW1/4	1/4 USS Flat Washer Low Carbon	50
LW1/4	1/4 Split Lock Washer	50
HC5142012	1/4-20 x 1/2 Hex Head Cap Screw	25
HC5142034	1/4-20 x 3/4 Hex Head Cap Screw	25
HC514201	1/4-20 x 1 Hex Head Cap Screw	25
HC51420114	1/4-20 x 1-1/4 Hex Head Cap Screw	25
HC51420112	1/4-20 x 1-1/2 Hex Head Cap Screw	25
HC51420134	1/4-20 x 1-3/4 Hex Head Cap Screw	25
HC514202	1/4-20 x 2 Hex Head Cap Screw	20
HN551618	5/16-18 Hex Finished Nut	50
FWW5/16	5/16 USS Flat Washer Low Carbon	50
LW5/16	5/16 Split Lock Washer	50
HC55161812	5/16-18 x 1/2 Hex Head Cap Screw	25
HC55161834	5/16-18 x 3/4 Hex Head Cap Screw	25
HC5516181	5/16-18 x 1 Hex Head Cap Screw	25
HC551618114	5/16-18 x 1-1/4 Hex Head Cap Screw	25
HC551618112	5/16-18 x 1-1/2 Hex Head Cap Screw	25
HC551618134	5/16-18 x 1-3/4 Hex Head Cap Screw	25
HC5516182	5/16-18 x 2 Hex Head Cap Screw	20
DUR102	24-Compartment 18" Wide x 12" Deep x 3" High Large Scoop Box	1

# ASSORTMENT KITS

## KIT-HDG5-3

Grade 5 3/8 & 7/16 Coarse Thread, Zinc Plate Hex Finished Nuts, Flat Washers, and Hex Head Cap Screws



Part #	Description	Qty
HN53816	3/8-16 Hex Finished Nut	50
FWW3/8	3/8 USS Flat Washer Low Carbon	50
LW3/8	3/8 Split Lock Washer	50
HC5381612	3/8-16 x 1/2 Hex Head Cap Screw	25
HC5381634	3/8-16 x 3/4 Hex Head Cap Screw	25
HC538161	3/8-16 x 1 Hex Head Cap Screw	25
HC53816114	3/8-16 x 1-1/4 Hex Head Cap Screw	20
HC53816112	3/8-16 x 1-1/2 Hex Head Cap Screw	20
HC53816134	3/8-16 x 1-3/4 Hex Head Cap Screw	20
HC538162	3/8-16 x 2 Hex Head Cap Screw	10
HN571614	7/16-14 Hex Finished Nut	50
FWW7/16	7/16 USS Flat Washer Low Carbon	50
LW7/16	7/16 Split Lock Washer	50
HC57161434	7/16 x 3/4 Hex Head Cap Screw	25
HC5716141	7/16-14 x 1 Hex Head Cap Screw	20
HC571614114	7/16-14 x 1-1/4 Hex Head Cap Screw	20
HC571614112	7/16-14 x 1-1/2 Hex Head Cap Screw	20
HC571614134	7/16-14 x 1-3/4 Hex Head Cap Screw	10
HC5716142	7/16-14 x 2 Hex Head Cap Screw	10
DUR111	20-Compartment 18" Wide x 12" Deep x 3" High large Scoop Box	1

## KIT-HDG5-4

Grade 5 1/2 Coarse Thread, Zinc Plate Hex Finished Nuts, Flat Washers, and Hex Head Cap Screws



Part #	Description	Qty
HN51213	1/2-13 Hex Finished Nut	20
FWW1/2	1/2 USS Flat Washer Low Carbon	20
LW1/2	1/2 Split Lock Washer	20
HC512131	1/2-13 x 1 Hex Head Cap Screw	10
HC51213114	1/2-13 x 1-1/4 Hex Head Cap Screw	10
HC51213112	1/2-13 x 1-1/2 Hex Head Cap Screw	10
HC512132	1/2-13 x 2 Hex Head Cap Screw	10
HC51213212	1/2-13 x 2-1/2 Hex Head Cap Screw	10
HC512133	1/2-13 x 3 Hex Head Cap Screw	10
DUR113	16-Compartment 18" Wide x 12" Deep x 3" High Large Scoop Box	1

## KIT-HDG5-5

Grade 5 1/4, 5/16, & 3/8 Fine Thread, Zinc Plate Hex Finished Nuts, Flat Washers, and Hex Head Cap Screws



Part #	Description	Qty
HN51428	1/4-28 Hex Finished Nut	25
FW1/4	1/4 SAE Flat Washer Low Carbon	25
LW1/4	1/4 Split Lock Washer	25
HC5142812	1/4-28 x 1/2 Hex Head Cap Screw	25
HC5142834	1/4-28 x 3/4 Hex Head Cap Screw	25
HC514281	1/4-28 x 1 Hex Head Cap Screw	25
HC51428114	1/4-28 x 1-1/4 Hex Head Cap Screw	20
HC51428112	1/4-28 x 1-1/2 Hex Head Cap Screw	20
HC51428134	1/4-28 x 1-3/4 Hex Head Cap Screw	20
HC514282	1/4-28 x 2 Hex Head Cap Screw	20
HN551624	5/16-24 Hex Finished Nut	25
FW5/16	5/16 SAE Flat Washer Low Carbon	25
LW5/16	5/16 Split Lock Washer	25
HC55162412	5/16-24 x 1/2 Hex Head Cap Screw	20
HC55162434	5/16-24 x 3/4 Hex Head Cap Screw	20
HC5516241	5/16-24 x 1 Hex Head Cap Screw	20
HC551624114	5/16-24 x 1-1/4 Hex Head Cap Screw	20
HC551624112	5/16-24 x 1-1/2 Hex Head Cap Screw	20
HC551624134	5/16-24 x 1-3/4 Hex Head Cap Screw	20
HC5516242	5/16-24 x 2 Hex Head Cap Screw	20
DUR102	24-Compartment 18" Wide x 12" Deep x 3" High Large Scoop Box	1

15

# ASSORTMENT KITS



## KIT-HDG5-6

Grade 5 3/8 & 7/16 Fine Thread, Zinc Plate Hex Finished Nuts, Flat Washers, and Hex Head Cap Screws

Part #	Description	Qty
HN53824	3/8-24 Hex Finished Nut	50
FW3/8	3/8 SAE Flat Washer Low Carbon	50
LW3/8	3/8 Split Lock Washer	50
HC5382412	3/8-24 x 1/2 Hex Head Cap Screw	25
HC5382434	3/8-24 x 3/4 Hex Head Cap Screw	25
HC538241	3/8-24 x 1 Hex Head Cap Screw	25
HC53824114	3/8-24 x 1-1/4 Hex Head Cap Screw	20
HC53824112	3/8-24 x 1-1/2 Hex Head Cap Screw	20
HC53824134	3/8-24 x 1-3/4 Hex Head Cap Screw	20
HC538242	3/8-24 x 2 Hex Head Cap Screw	10
HN571620	7/16-20 Hex Finished Nut	50
FW7/16	7/16 SAE Flat Washer Low Carbon	50
LW7/16	7/16 Split Lock Washer	50
HC57162034	7/16-20 x 3/4 Hex Head Cap Screw	25
HC5716201	7/16-20 x 1 Hex Head Cap Screw	20
HC571620114	7/16-20 x 1-1/4 Hex Head Cap Screw	20
HC571620112	7/16-20 x 1-1/2 Hex Head Cap Screw	20
HC571620134	7/16-20 x 1-3/4 Hex Head Cap Screw	10
HC5716202	7/16-20 x 2 Hex Head Cap Screw	10
DUR111	20-Compartment 18" Wide x 12" Deep x 3" High Large Scoop Box	1

## KIT-HDG5-7

Grade 5 1/2 Fine Thread, Zinc Plate Hex Finished Nuts, Flat Washers, and Hex Head Cap Screws



Part #	Description	Qty
HN51220	1/2-20 Hex Finished Nut	20
FW1/2	1/2 SAE Flat Washer Low Carbon	20
LW1/2	1/2 Split Lock Washer	20
HC512201	1/2-20 x 1 Hex Head Cap Screw	10
HC51220114	1/2-20 x 1-1/4 Hex Head Cap Screw	10
HC51220112	1/2-20 x 1-1/2 Hex Head Cap Screw	10
HC512202	1/2-20 x 2 Hex Head Cap Screw	10
HC51220212	1/2-20 x 2-1/2 Hex Head Cap Screw	10
HC512203	1/2-20 x 3 Hex Head Cap Screw	10
DUR113	16-Compartment 18" Wide x 12" Deep x 3" High Large Scoop Box	1

## KIT-HDG8-2

Grade 8 1/4 & 5/16 Zinc Yellow Hex Finished Nuts, USS Flat Washers, and Hex Head Cap Screws



Part #	Description	Qty
HN81420	1/4-20 Hex Finished Nut	50
FWW8-1/4	1/4 USS Flat Washer Thru-Hardened	50
LW8-1/4	1/4 Split Lock Washer Thru-Hardened	50
HC8142012	1/4-20 x 1/2 Hex Head Cap Screw	25
HC8142034	1/4-20 x 3/4 Hex Head Cap Screw	25
HC814201	1/4-20 x 1 Hex Head Cap Screw	25
HC81420114	1/4-20 x 1-1/4 Hex Head Cap Screw	25
HC81420112	1/4-20 x 1-1/2 Hex Head Cap Screw	25
HC81420134	1/4-20 x 1-3/4 Hex Head Cap Screw	25
HC814202	1/4-20 x 2 Hex Head Cap Screw	20
HN851618	5/16-18 Hex Finished Nut	50
FWW8-5/16	5/16 USS Flat Washer Thru-Hardened	50
LW8-5/16	5/16 Split Lock Washer Thru-Hardened	50
HC85161812	5/16-18 x 1/2 Hex Head Cap Screw	25
HC85161834	5/16-18 x 3/4 Hex Head Cap Screw	25
HC8516181	5/16-18 x 1 Hex Head Cap Screw	25
HC851618114	5/16-18 x 1-1/4 Hex Head Cap Screw	25
HC851618112	5/16-18 x 1-1/2 Hex Head Cap Screw	25
HC851618134	5/16-18 x 1-3/4 Hex Head Cap Screw	25
HC8516182	5/16-18 x 2 Hex Head Cap Screw	20
DUR102	24-Compartment 18" Wide x 12" Deep x 3" High Large Scoop Box	1

# ASSORTMENT KITS

## KIT-HDG8-3

Grade 8 3/8 & 7/16 Zinc Yellow Hex Finished Nuts, USS Flat Washers, and Hex Head Cap Screws



Part #	Description	Qty
HN83816	3/8-16 Hex Finished Nut	50
FWW8-3/8	3/8 USS Flat Washer Thru-Hardened	50
LW8-3/8	3/8 Split Lock Washer Thru-Hardened	50
HC8381612	3/8-16 x 1/2 Hex Head Cap Screw	25
HC8381634	3/8-16 x 3/4 Hex Head Cap Screw	25
HC838161	3/8-16 x 1 Hex Head Cap Screw	25
HC83816114	3/8-16 x 1-1/4 Hex Head Cap Screw	20
HC83816112	3/8-16 x 1-1/2 Hex Head Cap Screw	20
HC83816134	3/8-16 x 1-3/4 Hex Head Cap Screw	20
HC838162	3/8-16 x 2 Hex Head Cap Screw	10
HN871614	7/16-14 Hex Finished Nut	50
FWW8-7/16	7/16 USS Flat Washer Thru-Hardened	50
LW8-7/16	7/16 Split Lock Washer Thru-Hardened	50
HC87161434	7/16-14 x 3/4 Hex Head Cap Screw	25
HC*716141	7/16-14 x 1 Hex Head Cap Screw	20
HC871614114	7/16-14 x 1-1/4 Hex Head Cap Screw	20
HC871614112	7/16-14 x 1-1/2 Hex Head Cap Screw	20
HC871614134	7/16-14 x 1-3/4 Hex Head Cap Screw	10
HC8716142	7/16-14 x 2 Hex Head Cap Screw	10
DUR111	20-Compartment 18" Wide x 12" Deep x 3" High Large Scoop Box	1

## KIT-HDG8-4


Grade 8 1/4 & 5/16 Zinc Yellow Hex Finished Nuts, SAE Flat Washers, and Hex Head Cap Screws



Part #	Description	Qty
HN1428	1/4-28 Hex Finished Nut	50
FW8-1/4	1/4 SAE Flat Washer Thru-Hardened	50
LW8-1/4	1/4 Split Lock Washer Thru-Hardened	50
HC8142812	1/4-28 x 1/2 Hex Head Cap Screw	25
HC8142834	1/4-28 x 3/4 Hex Head Cap Screw	25
HC814281	1/4-28 x 1 Hex Head Cap Screw	25
HC81428114	1/4-28 x 1-1/4 Hex Head Cap Screw	25
HC81428112	1/4-28 x 1-1/2 Hex Head Cap Screw	25
HC81428134	1/4-28 x 1-3/4 Hex Head Cap Screw	25
HC814282	1/4-28 x 2 Hex Head Cap Screw	20
HN51624	5/16-24 Hex Finished Nut	50
FW8-5/16	5/16 SAE Flat Washer Thru-Hardened	50
LW8-5/16	5/16 Split Lock Washer Thru-Hardened	50
HC85162412	5/16-24 x 1/2 Hex Head Cap Screw	25
HC85162434	5/16-24 x 3/4 Hex Head Cap Screw	25
HC8516241	5/16-24 x 1 Hex Head Cap Screw	25
HC851624114	5/16-24 x 1-1/4 Hex Head Cap Screw	25
HC851624112	5/16-24 x 1-1/2 Hex Head Cap Screw	25
HC851624134	5/16-24 x 1-3/4 Hex Head Cap Screw	25
HC8516242	5/16-24 x 2 Hex Head Cap Screw	20
DUR102	24-Compartment 18" Wide x 12" Deep x 3" High Large Scoop Box	1

## KIT-HDG8-5

Grade 8 3/8 & 7/16 Zinc Yellow Hex Finished Nuts, SAE Flat Washers, and Hex Head Cap Screws



Part #	Description	Qty
HN83824	3/8-24 Hex Finished Nut	50
FW8-3/8	3/8 SAE Flat Washer Thru-Hardened	50
LW8-3/8	3/8 Split Lock Washer Thru-Hardened	50
HC8382412	3/8-24 x 1/2 Hex Head Cap Screw	25
HC8382434	3/8-24 x 3/4 Hex Head Cap Screw	25
HC838241	3/8-24 x 1 Hex Head Cap Screw	25
HC83824114	3/8-24 x 1-1/4 Hex Head Cap Screw	20
HC83824112	3/8-24 x 1-1/2 Hex Head Cap Screw	20
HC83824134	3/8-24 x 1-3/4 Hex Head Cap Screw	20
HC838242	3/8-24 x 2 Hex Head Cap Screw	10
HN871620	7/16-20 Hex Finished Nut	50
FW8-7/16	7/16 SAE Flat Washer Thru-Hardened	50
LW8-7/16	7/16 Split Lock Washer Thru-Hardened	50
HC87162034	7/16-20 x 3/4 Hex Head Cap Screw	25
HC8716201	7/16-20 x 1 Hex Head Cap Screw	20
HC871620114	7/16-20 x 1-1/4 Hex Head Cap Screw	20
HC871620112	7/16-20 x 1-1/2 Hex Head Cap Screw	20
HC871620134	7/16-20 x 1-3/4 Hex Head Cap Screw	10
HC8716202	7/16-20 x 2 Hex Head Cap Screw	10
DUR111	20-Compartment 18" Wide x 12" Deep x 3" High Large Scoop Box	1

15

# ASSORTMENT KITS



## KIT-HDG8-6

Grade 8 1/2 Zinc Yellow Hex Finished Nuts, SAE Flat Washers, and Hex Head Cap Screws

Part #	Description	Qty
HN81213	1/2-13 Hex Finished Nut	20
FWW8-1/2	1/2 SAE Flat Washer Thru-Hardened	20
LW8-1/2	1/2 Split Lock Washer Thru-Hardened	20
HC812131	1/2-13 x 1 Hex Head Cap Screw	10
HC81213114	1/2-13 x 1-1/4 Hex Head Cap Screw	10
HC81213112	1/2-13 x 1-1/2 Hex Head Cap Screw	10
HC812132	1/2-13 x 2 Hex Head Cap Screw	10
HC81213212	1/2-13 x 2-1/2 Hex Head Cap Screw	5
HC812133	1/2-13 x 3 Hex Head Cap Screw	5
DUR115	12-Compartment 18" Wide x 12" Deep x 3" High Large Scoop Box	1

## KIT-HCF8-2

Grade 8 1/2 & 5/8 Plain Steel Flange Prevailing Lock Nuts and Hex Head Flange Cap Screws



Part #	Description	Qty
FLN81/2-13P	1/2-13 Prevailing Lock Nut	20
HCF812131P	1/2-13 x 1 Hex Head Flange Cap Screw	5
HCF81213114P	1/2-13 x 1-1/4 Hex Head Flange Cap Screw	5
HCF81213112P	1/2-13 x 1-1/2 Hex Head Flange Cap Screw	5
HCF81213134P	1/2-13 x 1-3/4 Hex Head Flange Cap Screw	5
HCF812132P	1/2-13 x 2 Hex Head Flange Cap Screw	5
FLN85/8-11P	5/8-11 Prevailing Lock Nut	10
HCF85811114P	5/8-11 x 1-1/4 Hex Head Flange Cap Screw	5
HCF85811112P	5/8-11 x 1-1/2 Hex Head Flange Cap Screw	5
HCF85811134P	5/8-11 x 1-3/4 Hex Head Flange Cap Screw	5
HCF858112P	5/8-11 x 2 Hex Head Flange Cap Screw	5
HCF85811212P	5/8-11 x 2-1/2 Hex Head Flange Cap Screw	5
HCF858113P	5/8-11 x 3 Hex Head Flange Cap Screw	5
HCF85811312P	5/8-11 x 3-1/2 Hex Head Flange Cap Screw	5
DUR113	16-Compartment 18" Wide x 12" Deep x 3" High Large Scoop Box	1

## KIT-ELN8-2

Grade 8 USS Zinc Yellow Elastic Lock Nuts



Part #	Description	Qty
ELN8-1/4-20	1/4-20 Elastic Lock Nut	50
ELN8-5/16-18	5/16-18 Elastic Lock Nut	50
ELN8-3/8-16	3/8-16 Elastic Lock Nut	50
ELN8-7/16-14	7/16-14 Elastic Lock Nut	25
ELN8-1/2-13	1/2-13 Elastic Lock Nut	25
ELN8-9/16-12	9/16-12 Elastic Lock Nut	20
ELN8-5/8-11	5/8-11 Elastic Lock Nut	20
ELN8-3/4-10	3/4-10 Elastic Lock Nut	10
ELN8-7/8-9	7/8-9 Elastic Lock Nut	10
ELN8-1-8	1-8 Elastic Lock Nut	10
DUR115	12-Compartment 18" Wide x 12" Deep x 3" High Large Scoop Box	1

## KIT-ELN8-3

Grade 8 SAE Zinc Yellow Elastic Lock Nuts



Part #	Description	Qty
ELN8-1/4-28	1/4-28 Elastic Lock Nut	50
E;N8-5/16-24	5/16-24 Elastic Lock Nut	50
ELN8-3/8-24	3/8-24 Elastic Lock Nut	50
ELN8-7/16-20	7/16-20 Elastic Lock Nut	25
ELN8-1/2-20	1/2-20 Elastic Lock Nut	25
ELN8-9/16-18	9/16-18 Elastic Lock Nut	20
ELN8-5/8-18	5/8-18 Elastic Lock Nut	20
ELN8-3/4-16	3/4-16 Elastic Lock Nut	10
ELN8-7/8-14	7/8-14 Elastic Lock Nut	10
ELN8-1-14	1-14 Elastic Lock Nut	10
DUR115	12-Compartment 18" Wide x 12" Deep x 3" High Large Scoop Box	1



# ASSORTMENT KITS

## KIT-SLN-2

Grade 8 USS Zinc Plate Stover Type Lock Nuts



Part #	Description	Qty
SLN1/4-20	1/4-20 Stover Type Lock Nut	50
SLN5/16-18	5/16-18 Stover Type Lock Nut	50
SLN3/8-16	3/8-16 Stover Type Lock Nut	50
SLN7/16-14	7/16-14 Stover Type Lock Nut	25
SLN1/2-13	1/2-13 Stover Type Lock Nut	25
SLN9/16-12	9/16-12 Stover Type Lock Nut	20
SLN5/8-11	5/8-11 Stover Type Lock Nut	20
SLN3/4-10	3/4-10 Stover Type Lock Nut	20
SLN7/8-9	7/8-9 Stover Type Lock Nut	10
SLN1-8	1-8 Stover Type Lock Nut	10
DUR115	12-Compartment 18" Wide x 12" Deep x 3" High Large Scoop Box	1

## KIT-SLN-3

Grade 8 SAE Zinc Plate Stover Type Lock Nuts



Part #	Description	Qty
SLN1/4-28	1/4-28 Stover Type Lock Nut	50
SLN5/16-24	5/16-24 Stover Type Lock Nut	50
SLN3/8-24	3/8-24 Stover Type Lock Nut	50
SLN7/16-20	7/16-20 Stover Type Lock Nut	25
SLN1/2-20	1/2-20 Stover Type Lock Nut	25
SLN9/16-18	9/16-18 Stover Type Lock Nut	20
SLN5/8-18	5/8-18 Stover Type Lock Nut	20
SLN3/4-16	3/4-16 Stover Type Lock Nut	20
SLN7/8-14	7/8-14 Stover Type Lock Nut	10
SLN1-14	1-14 Stover Type Lock Nut	10
DUR115	12-Compartment 18" Wide x 12" Deep x 3" High Large Scoop Box	1

## KIT-METRIC-2

Grade 8.8 Zinc Plate Metric Hex Nuts, Flat Washers, Split Lock Washers, and Hex Head Cap Screws



Part #	Description	Qty
M6X1.0HN	M6 x 1.0 Metric Hex Nut	50
M6FW	M6 Metric Flat Washer	50
M6LW	M6 Metric Split Lock Washer	50
M6X1.0X20	M6 x 1.0 x 20 Hex Head Cap Screw	50
M6X1.0X25	M6 x 1.0 x 25 Hex Head Cap Screw	50
M6X1.0X30	M6 x 1.0 x 30 Hex Head Cap Screw	50
M8X1.25HN	M8 x 1.25 Metric Hex Nut	50
M8FW	M8 Metric Flat Washer	50
M8LW	M6 Metric Split Lock Washer	50
M8X1.25X20	M8 x 1.25 x 20 Hex Head Cap Screw	25
M8X1.25X25	M8 x 1.25 x 25 Hex Head Cap Screw	25
M8X1.25X30	M8 x 1.25 x 30 Hex Head Cap Screw	25
M8X1.25X35	M8 x 1.25 x 35 Hex Head Cap Screw	25
M8X1.25X40	M8 x 1.25 x 40 Hex Head Cap Screw	25
M10X1.5HN	M10 x 1.5 Metric Hex Nut	50
M10FW	M10 Metric Flat Washer	50
M10LW	M10 Metric Split Lock Washer	50
M10X1.5X25	M10 x 1.5 x 25 Hex Head Cap Screw	25
M10X1.5X30	M10 x 1.5 x 30 Hex Head Cap Screw	25
DUR102	24-Compartment 18" Wide x 12" Deep x 3" High Large Scoop Box	1

# ASSORTMENT KITS



## KIT-METRIC-3

Grade 8.8 Zinc Plate Metric Hex Nuts, Flat Washers, Split Lock Washers, and Hex Head Cap Screws

Part #	Description	Qty
M12X1.75HN	M12 x 1.75 Metric Hex Nut	25
M12FW	M12 Metric Flat Washer	25
M12LW	M12 Metric Split Lock Washer	25
M12X1.75X25	M12 x 1.75 x 25 Hex Head Cap Screw	20
M12X1.75X30	M12 x 1.75 x 30 Hex Head Cap Screw	20
M12X1.75X35	M12 x 1.75 x 35 Hex Head Cap Screw	20
M12X1.75X40	M12 x 1.75 x 40 Hex Head Cap Screw	10
M12X1.75X50	M12 x 1.75 x 50 Hex Head Cap Screw	10
M16X2.0HN	M16 x 2.0 Metric Hex Nut	10
M16FW	M16 Metric Flat Washer	10
M16LW	M16 Metric Split Lock Washer	10
M16X2.0X30	M16 x 2.0 x 30 Hex Head Cap Screw	10
M16X2.0X35	M16 x 2.0 x 35 Hex Head Cap Screw	10
M16X2.0X40	M16 x 2.0 x 40 Hex Head Cap Screw	10
M16X2.0X50	M16 x 2.0 x 50 Hex Head Cap Screw	10
DUR111	20-Compartment 18" Wide x 12" Deep x 3" High Large Scoop Box	1

## KIT-METRIC-4

Grade 8.8 Zinc Plate M20 Metric Hex Nuts, Flat Washers, Split Lock Washers, and Hex Head Cap Screws



Part #	Description	Qty
M20X2.5HN	M20 x 2.5 Metric Hex Nut Grade 8.8 Zinc Plate	5
M20FW	M20 Metric Flat Washer Zinc Plate	5
M20LW	M20 Metric Split Lock Washer Zinc Plate	5
M20X2.5X30	M20 x 2.5 x 30 Metric Hex Head Cap Screw Grade 8.8 Zinc Plate	2
M20X2.5X40	M20 x 2.5 x 40 Metric hex Head Cap Screw Grade 8.8 Zinc Plate	2
M20X2.5X50	M20 x 2.5 x 50 Metric Hex Head Cap Screw Grade 8.8 Zinc Plate	2
M20X2.5X60	M20 x 2.5 x 60 Metric Hex Head Cap Screw Grade 8.8 Zinc Plate	2
M20X2.5X65	M20 x 2.5 x 65 Metric Hex Head Cap Screw Grade 8.8 Zinc Plate	2
M20X2.5X70	M20 x 2.5 x 70 Metric Hex Head Cap Screw Grade 8.8 Zinc Plate	2
DUR119	Adjustable 18" Wide x 12" Deep x 3" High Large Scoop Box	1

## KIT-METG10.9-2

Grade 10.9 Zinc Plate Metric Hex Nuts, Flat Washers, Split Lock Washers, & Hex Head Cap Screws



Part #	Description	Qty
M6X1.0HNG10	M6 x 1.0 Metric Hex Nut	50
M6FWG10	M6 Metric Flat Washer	50
M6LWG10	M6 Metric Split Lock Washer	50
M6X1.0X20G10	M6 x 1.0 x 20 Hex Head Cap Screw	50
M6X1.0X25G10	M6 x 1.0 x 25 Hex Head Cap Screw	50
M6X1.0X30G10	M6 x 1.0 x 30 Hex Head Cap Screw	50
M8X1.25HNG10	M8 x 1.25 Metric Hex Nut	50
M8FWG10	M8 Metric Flat Washer	50
M8LWG10	M8 Metric Split Lock Washer	50
M8X1.25X20G10	M8 x 1.25 x 20 Hex Head Cap Screw	25
M8X1.25X25G10	M8 x 1.25 x 25 Hex Head Cap Screw	25
M8X1.25X30G10	M8 x 1.25 x 30 Hex Head Cap Screw	25
M8X1.25X35G10	M8 x 1.25 x 35 Hex Head Cap Screw	25
M8X1.25X40G10	M8 x 1.25 x 40 Hex Head Cap Screw	25
M10X1.5HNG10	M10 x 1.5 Metric Hex Nut	50
M10FWG10	M10 Metric Flat Washer	50
M10LWG10	M10 Metric Split Lock Washer	50
M10X1.5X25G10	M10 x 1.5 x 25 Hex Head Cap Screw	25
M10X1.5X30G10	M10 x 1.5 x 30 Hex Head Cap Screw	25
DUR102	24-Compartment 18" Wide x 12" Deep x 3" High Large Scoop Box	1

# ASSORTMENT KITS

## KIT-METG10.9-3

Grade 10.9 Zinc Plate Metric Hex Nuts, Flat Washers, Split Lock Washers, & Hex Head Cap Screws



Part #	Description	Qty
M12X1.75HNG10	M12 x 1.75 Metric Hex Nut	25
M12FWG10	M12 Metric Flat Washer	25
M12LWG10	M12 Metric Split Lock Washer	25
M12X1.75X25G10	M12 x 1.75 x 25 Hex Head Cap Screw	20
M12X1.75X30G10	M12 x 1.75 x 30 Hex Head Cap Screw	20
M12X1.75X35G10	M12 x 1.75 x 35 Hex Head Cap Screw	20
M12X1.75X40G10	M12 x 1.75 x 40 Hex Head Cap Screw	10
M12X1.75X50G10	M12 x 1.75 x 50 Hex Head Cap Screw	10
M16X2.0HNG10	M16 x 2.0 Metric Hex Nut	10
M16FWG10	M16 Metric Flat Washer	10
M16LWG10	M16 Metric Split Lock Washer	10
M16X2.0X30G10	M16 x 2.0 x 30 Hex Head Cap Screw	10
M16X2.0X35G10	M16 x 2.0 x 35 Hex Head Cap Screw	5
M16X2.0X40G10	M16 x 1.0 x 40 Hex Head Cap Screw	5
M16X2.0X50G10	M16 x 2.0 x 50 Hex Head Cap Screw	5
DUR111	20-Compartment 18" Wide x 12" Deep x 3" High Large Scoop Box	1

## KIT-METG10.9-4

Grade 10.9 Zinc Plate Metric Hex Nuts, Flat Washers, Split Lock Washers, & Hex Head Cap Screws



Part #	Description	Qty
M20X2.5HNG10	M20 x 2.5 Metric Hex Nut	5
M20FWG10	M20 Metric Flat Washer	5
M20LWG10	M20 Metric Split Lock Washer	5
M20X2.5X30G10	M20 x 2.5 x 30 Hex Head Cap Screw	2
M20X2.5X40G10	M20 x 2.5 x 40 Hex Head Cap Screw	2
M20X2.5X50G10	M20 x 2.5 x 50 Hex Head Cap Screw	2
M20X2.5X60G10	M20 x 2.5 x 60 Hex Head Cap Screw	2
M20X2.5X65G10	M20 x 2.5 x 65 Hex Head Cap Screw	2
M20X2.5X70G10	M20 x 2.5 x 70 Hex Head Cap Screw	2
DUR119	Adjustable 18" Wide x 12" Deep x 3" High Large Scoop Box	1

## KIT-MSCHS-2

Grade 12.9 Plain Metric Socket Head Cap Screws



Part #	Description	Qty
M4X.70X12SH	M4 x .70 x 12 Metric Socket Head Cap Screw	50
M4X.70X16SH	M4 x .70 x 16 Metric Socket Head Cap Screw	50
M4X.70X20SH	M4 x .70 x 20 Metric Socket Head Cap Screw	50
M5X.80X12SH	M10 x 1.5 x 20 Metric Socket Head Cap Screw	50
M5X.80X16SH	M10 x 1.5 x 25 Metric Socket Head Cap Screw	50
M5X.80X20SH	M10 x 1.5 x 30 Metric Socket Head Cap Screw	50
M6X1.0X12SH	M6 x 1.0 x 12 Metric Socket Head Cap Screw	25
M6X1.0X16SH	M6 x 1.0 x 16 Metric Socket Head Cap Screw	25
M6X1.0X20SH	M6 x 1.0 x 20 Metric Socket Head Cap Screw	25
M6X1.0X25SH	M6 x 1.0 x 25 Metric Socket Head Cap Screw	25
M6X1.0X30SH	M6 x 1.0 x 30 Metric Socket Head Cap Screw	25
M8X1.25X16SH	M8 x 1.25 x 16 Metric Socket Head Cap Screw	20
M8X1.25X20SH	M8 x 1.25 x 20 Metric Socket Head Cap Screw	20
M8X1.25X25SH	M8 x 1.25 x 25 Metric Socket Head Cap Screw	20
M8X1.25X30SH	M8 x 1.25 x 30 Metric Socket Head Cap Screw	20
M10X1.5X16SH	M10 x 1.5 x 16 Metric Socket Head Cap Screw	10
DUR102	24-Compartment 18" Wide x 12" Deep x 3" High Large Scoop Box	1

# ASSORTMENT KITS



## KIT-MET-SCHS-2

Grade 12.9 Plain Metric Socket Head Cap Screws

Part #	Description	Qty
M6X1.0HN	M6 x 1.0 Metric Hex Nut	50
M6FW	M6 Metric Flat Washer	50
M6LW	M6 Metric Split Lock Washer	50
M6X1.0X20SH	M6 x 1.0 x 20 Metric Socket Head Cap Screw	50
M6X1.0X25SH	M6 x 1.0 x 25 Metric Socket Head Cap Screw	50
M6X1.0X30SH	M6 x 1.0 x 30 Metric Socket Head Cap Screw	50
M8X1.25HN	M8 x 1.25 Metric Hex Nut	50
M8FW	M8 Metric Flat Washer	50
M8LW	M8 Metric Split Lock Washer	50
M8X1.25X20SH	M8 x 1.25 x 20 Metric Socket Head Cap Screw	25
M8X1.25X25SH	M8 x 1.25 x 25 Metric Socket Head Cap Screw	25
M8X1.25X30SH	M8 x 1.25 x 30 Metric Socket Head Cap Screw	25
M8X1.25X35SH	M8 x 1.25 x 35 Metric Socket Head Cap Screw	25
M8X1.25X40SH	M8 x 1.25 x 40 Metric Socket Head Cap Screw	25
M10X1.5HN	M10 x 1.5 Metric Hex Nut	50
M10FW	M10 Metric Flat Washer	50
M10LW	M10 Metric Split Lock Washer	50
M10X1.5X25SH	M10 x 1.5 x 25 Metric Socket Head Cap Screw	25
M10X1.5X30SH	M10 x 1.5 x 30 Metric Socket Head Cap Screw	25
DUR102	24-Compartment 18" Wide x 12" Deep x 3" High Large Scoop Box	1



## KIT-MBHS-2

Grade 12.9 M6, M8, & M10 Metric Button Head Socket Head Cap Screws

Part #	Description	Qty
M6X1.0X10BHS	Grade 12.9 M6 x 1.0 x 10 Metric Button Head Socket Head Cap Screw	25
M6X1.0X12BHS	Grade 12.9 M6 x 1.0 x 12 Metric Button Head Socket Head Cap Screw	25
M6X1.0X16BHS	Grade 12.9 M6 x 1.0 x 16 Metric Button Head Socket Head Cap Screw	25
M6X1.0X20BHS	Grade 12.9 M6 x 1.0 x 20 Metric Button Head Socket Head Cap Screw	25
M6X1.0X25BHS	Grade 12.9 M6 x 1.0 x 25 Metric Button Head Socket Head Cap Screw	25
M6X1.0X30BHS	Grade 12.9 M6 x 1.0 x 30 Metric Button Head Socket Head Cap Screw	25
M8X1.25X10BHS	Grade 12.9 M8 x 1.25 x 10 Metric Button Head Socket Head Cap Screw	25
KIT NEEDS TO BE COMPLETED. LEAVE SPACE FOR IT!!!!!!!!!!!!!!		
DUR115	12-Compartment 18" Wide x 12" Deep x 3" High Large Scoop Box	1



## KIT-MELN-2

Zinc Plate Metric Elastic Lock Nuts

Part #	Description	Qty
M6X1.0ELN	M6 x 1.0 Metric Elastic Lock Nut	100
M8X1.25ELN	M6 x 1.25 Metric Elastic Lock Nut	100
M10X1.5ELN	M10 x 1.5 Metric Elastic Lock Nut	50
M12X1.75ELN	M12 x 1.75 Metric Elastic Lock Nut	50
M14X2.0ELN	M14 x 2.0 Metric Elastic Lock Nut	25
M16X2.0ELN	M16 x 2.0 Metric Elastic Lock Nut	25
M18X2.5ELN	M18 x 2.5 Metric Elastic Lock Nut	10
M20X2.5ELN	M20 x 2.5 Metric Elastic Lock Nut	5
DUR115	12-Compartment 18" Wide x 12" Deep x 3" High Large Scoop Box	1



## KIT-MSLN-2

Grade 10.9 Metric Stover Type Lock Nuts

Part #	Description	Qty
M6X1.0SLN	M6 x 1.0 Metric Stover Type Lock Nut	100
M8X1.25SLN	M8 x 1.25 Metric Stover Type Lock Nut	100
M10X1.5SLN	M10 x 1.5 Metric Stover Type Lock Nut	50
M12X1.75SLN	M12 x 1.75 Metric Stover Type Lock Nut	50
M14X2.0SLN	M14 x 2.0 Metric Stover Type Lock Nut	25
M16X2.0SLN	M16 x 2.0 Metric Stover Type Lock Nut	25
M18X2.5SLN	M18 x 2.5 Metric Stover Type Lock Nut	10
M20X2.5SLN	M20 x 2.5 Metric Stover Type Lock Nut	5
DUR115	12-Compartment 18" Wide x 12" Deep x 3" High Large Scoop Box	1

# ASSORTMENT KITS

## KIT-HHMS-2

Zinc Plate SAE Flat Washers, Split Lock Washers, Hex Machine Screw Nuts, & Indented Hex Head Machine Screws



Part #	Description	Qty
MSN632	6/32 Hex Machine Screw Nut	100
FW6	6 SAE Flat Washer	100
LW6	6 Split Lock Washer	100
HHMS63234	6/32 x 3/4 Indented Hex Head Machine Screw	100
HHMS6321	6/32 x 1 Indented Hex Head Machine Screw	100
HHMS632114	6/32 x 1-1/4 Indented Hex Head Machine Screw	100
MSN832	8/32 Hex Machine Screw Nut	100
FW8	8 SAE Flat Washer	100
LW8	8 Split Lock Washer	100
HHMS83234	8/32 x 3/4 Indented Hex Head Machine Screw	100
HHMS8321	8/32 x 1 Indented Hex Head Machine Screw	100
HHMS832114	8/32 x 1-1/4 Indented Hex Head Machine Screw	100
MSN1032	10/32 Hex Machine Screw Nut	100
FW10	10 SAE Flat Washer	100
LW10	10 Split Lock Washer	100
HHMS103234	10/32 x 3/4 Indented Hex Head Machine Screw	100
HHMS10321	10/32 x 1 Indented Hex Head Machine Screw	100
HHMS1032114	10/32 x 1-1/4 Indented Hex Head Machine Screw	100
DUR102	24-Compartment 18" Wide x 12" Deep x 3" High Large Scoop Box	1

## KIT-HHMSF-2

Zinc Plate Type F Hex Head Washer Unslotted Machine Screws



Part #	Description	Qty
HHMS102438F	10/24 x 3/8 Hex Head Washer Unslotted Machine Screw	50
HHMS102412F	10/24 x 1/2 Hex Head Washer Unslotted Machine Screw	50
HHMS102434F	10/24 x 3/4 Hex Head Washer Unslotted Machine Screw	50
HHMS10241F	10/24 x 1 Hex Head Washer Unslotted Machine Screw	50
HHMS122412F	12/24 x 1/2 Hex Head Washer Unslotted Machine Screw	50
HHMS122434F	12/24 x 3/4 Hex Head Washer Unslotted Machine Screw	50
HHMS12241F	12/24 x 1 Hex Head Washer Unslotted Machine Screw	50
HHMS142012F	1/4-20 x 1/2 Hex Head Washer Unslotted Machine Screw	50
HHMS142034F	1/4-20 x 3/4 Hex Head Washer Unslotted Machine Screw	50
HHMS14201F	1/4-20 x 1 Hex Head Washer Unslotted Machine Screw	50
HHMS1420114F	1/4-20 x 1-1/4 Hex Head Washer Unslotted Machine Screw	25
HHMS5161812F	5/16-18 x 1/2 Hex Head Washer Unslotted Machine Screw	25
HHMS5161834F	5/16-18 x 3/4 Hex Head Washer Unslotted Machine Screw	25
HHMS516181F	5/16-18 x 1 Hex Head Washer Unslotted Machine Screw	25
HHMS51618114F	5/16-18 x 1-1/4 Hex Head Washer Unslotted Machine Screw	10
HHMS51618112F	5/16-18 x 1-1/2 Hex Head Washer Unslotted Machine Screw	10
HHMS381634F	3/8-16 x 3/4 Hex Head Washer Unslotted Machine Screw	10
HHMS38161F	3/8-16 x 1 Hex Head Washer Unslotted Machine Screw	10
HHMS3816114	3/8-16 x 1-1/4 Hex Head Washer Unslotted Machine Screw	10
HHMS38162F	3/8-16 x 2 Hex Head Washer Unslotted Machine Screw	10
DUR102	24-Compartment 18" Wide x 12" Deep x 3" High Large Scoop Box	1

# ASSORTMENT KITS



## KIT-POHMS-2

Zinc Plate Hex Machine Screw Nuts, SAE Flat Washers, Split Lock Washers, & Phillips Oval Head Machine Screws

Part #	Description	Qty
MSN632	6/32 Hex Machine Screw Nut	100
FW6	6 SAE Flat Washer	100
LW6	6 Split Lock Washer	100
POHMS63212	6/32 x 1/2 Phillips Oval Head Machine Screw	100
POHMS63234	6/32 x 3/4 Phillips Oval Head Machine Screw	100
POHMS6321	6/32 x 1 Phillips Oval Head Machine Screw	100
POHMS632114	6/32 x 1-1/4 Phillips Oval Head Machine Screw	100
MSN832	8/32 Hex Machine Screw Nut	100
FW8	8 SAE Flat Washer	100
LW8	8 Split Lock Washer	100
POHMS83234	8/32 x 3/4 Phillips Oval Head Machine Screw	100
POHMS8321	8/32 x 1 Phillips Oval Head Machine Screw	100
POHMS832114	8/32 x 1-1/4 Phillips Oval Head Machine Screw	100
MSN1032	10/32 Hex Machine Screw Nut	100
FW10	10 SAE Flat Washer	100
LW10	10 Split Lock Washer	100
POHMS103234	10/32 x 3/4 Phillips Oval Head Machine Screw	100
POHMS10321	10/32 x 1 Phillips Oval Head Machine Screw	100
POHMS1032114	10/32 x 1-1/4 Phillips Oval Head Machine Screw	100
DUR102	24-Compartment 18" Wide x 12" Deep x 3" High Large Scoop Box	1



## KIT-PPHMS-2

Zinc Plate Hex Machine Screw Nuts, SAE Flat Washers, Split Lock Washers, & Phillips Pan Head Machine Screws

Part #	Description	Qty
MSN632	6/32 Hex Machine Screw Nut	100
FW6	6 SAE Flat Washer	100
LW6	6 Split Lock Washer	100
PPHMS63234	6/32 x 3/4 Phillips Pan Head Machine Screw	100
PPHMS6321	6/32 x 1 Phillips Pan Head Machine Screw	100
PPHMS632114	6/32 x 1-1/4 Phillips Pan Head Machine Screw	100
MSN832	8/32 Hex Machine Screw Nut	100
FW8	8 SAE Flat Washer	100
LW8	8 Split Lock Washer	100
PPHMS83234	8/32 x 3/4 Phillips Pan Head Machine Screw	100
PPHMS8321	8/32 x 1 Phillips Pan Head Machine Screw	100
PPHMS832114	8/32 x 1-1/4 Phillips Pan Head Machine Screw	100
MSN1024	10/24 Hex Machine Screw Nut	100
FW10	10 SAE Flat Washer	100
LW10	10 Split Lock Washer	100
MSN1032	10/32 Hex Machine Screw Nut	100
PPHMS103234	10/32 x 3/4 Phillips Pan Head Machine Screw	100
PPHMS10321	10/32 x 1 Phillips Pan Head Machine Screw	100
PPHMS1032114	10/32 x 1-1/4 Phillips Pan Head Machine Screw	100
PPHMS1032112	10/32 x 1-1/2 Phillips Pan Head Machine Screw	100
DUR102	24-Compartment 18" Wide x 12" Deep x 3" High Large Scoop Box	1

# ASSORTMENT KITS

## KIT-HTS-2

Zinc Plate Hex Head Slotted Washer Type Tapping Screws



Part #	Description	Qty
HTS612	6 x 1/2 Hex Head Slotted Washer Type Tapping Screw	50
HTS634	6 x 3/4 Hex Head Slotted Washer Type Tapping Screw	50
HTS61	6 x 1 Hex Head Slotted Washer Type Tapping Screw	50
HTS6114	6 x 1-1/4 Hex Head Slotted Washer Type Tapping Screw	50
HTS834	8 x 3/4 Hex Head Slotted Washer Type Tapping Screw	50
HTS81	8 x 1 Hex Head Slotted Washer Type Tapping Screw	50
HTS8114	8 x 1-1/4 Hex Head Slotted Washer Type Tapping Screw	50
HTS8112	8 x 1-1/2 Hex Head Slotted Washer Type Tapping Screw	50
HTS1034	10 x 3/4 Hex Head Slotted Washer Type Tapping Screw	50
HTS101	10 x 1 Hex Head Slotted Washer Type Tapping Screw	50
HTS10114	10 x 1-1/4 Hex Head Slotted Washer Type Tapping Screw	50
HTS10112	10 x 1-1/2 Hex Head Slotted Washer Type Tapping Screw	50
HTS1234	12 x 3/4 Hex Head Slotted Washer Type Tapping Screw	50
HTS121	12 x 1 Hex Head Slotted Washer Type Tapping Screw	50
HTS12114	12 x 1-1/4 Hex Head Slotted Washer Type Tapping Screw	50
HTS12112	12 x 1-1/2 Hex Head Slotted Washer Type Tapping Screw	25
HTS141	14 x 1 Hex Head Slotted Washer Type Tapping Screw	25
HTS14114	14 x 1-1/4 Hex Head Slotted Washer Type Tapping Screw	25
HTS14112	14 x 1-1/2 Hex Head Slotted Washer Type Tapping Screw	20
DUR102	24-Compartment 18" Wide x 12" Deep x 3" High Large Scoop Box	1

## KIT-PPHTS-2

Zinc Plate Phillips Pan Head Tapping Screws



Part #	Description	Qty
PPHTS612	6 x 1/2 Phillips Pan Head Tapping Screw	100
PPHTS634	6 x 3/4 Phillips Pan Head Tapping Screw	100
PPHTS61	6 x 1 Phillips Pan Head Tapping Screw	100
PPHTS812	8 x 1/2 Phillips Pan Head Tapping Screw	100
PPHTS834	8 x 3/4 Phillips Pan Head Tapping Screw	100
PPHTS1	8 x 1 Phillips Pan Head Tapping Screw	100
PPHTS1012	10 x 1/2 Phillips Pan Head Tapping Screw	100
PPHTS1034	10 x 3/4 Phillips Pan Head Tapping Screw	100
PPHTS101	10 x 1 Phillips Pan Head Tapping Screw	100
PPHTS10114	10 x 1-1/4 Phillips Pan Head Tapping Screw	50
PPHTS1234	12 x 3/4 Phillips Pan Head Tapping Screw	50
PPHTS121	12 x 2 Phillips Pan Head Tapping Screw	50
PPHTS12114	12 x 1-1/4 Phillips Pan Head Tapping Screw	25
PPHTS1434	14 x 3/4 Phillips Pan Head Tapping Screw	25
PPHTS141	14 x 1 Phillips Pan Head Tapping Screw	25
PPHTS14114	14 x 1-1/4 Phillips Pan Head Tapping Screw	25
DUR102	24-Compartment 18" Wide x 12" Deep x 3" High Large Scoop Box	1

## KIT-PFHTS-2

Zinc Plate Phillips Flat Head Tapping Screws

**IMAGE  
COMING  
SOON**

Part #	Description	Qty
PFHTS612	6 x 1/2 Phillips Flat Head Tapping Screw	100
PFHTS634	6 x 3/4 Phillips Flat Head Tapping Screw	100
PFHTS61	6 x 1 Phillips Flat Head Tapping Screw	100
PFHTS812	8 x 1/2 Phillips Flat Head Tapping Screw	100
PFHTS834	8 x 3/4 Phillips Flat Head Tapping Screw	100
PFHTS1	8 x 1 Phillips Flat Head Tapping Screw	100
PFHTS8114	8 x 1-1/4 Phillips Flat Head Tapping Screw	100
PFHTS8112	8 x 1-1/2 Phillips Flat Head Tapping Screw	100
PFHTS1012	10 x 1/2 Phillips Flat Head Tapping Screw	100
PFHTS1034	10 x 3/4 Phillips Flat Head Tapping Screw	50
PFHTS101	10 x 1 Phillips Flat Head Tapping Screw	50
PFHTS10114	10 x 1-1/4 Phillips Flat Head Tapping Screw	50
PFHTS10112	10 x 1-1/2 Phillips Flat Head Tapping Screw	50
PFHTS1234	12 x 2/3 Phillips Flat Head Tapping Screw	50
PFHTS121	12 x 1 Phillips Flat Head Tapping Screw	50
PFHTS12114	12 x 1-1/4 Phillips Flat Head Tapping Screw	50
PFHTS12112	12 x 1-1/2 Phillips Flat Head Tapping Screw	50
DUR102	24-Compartment 18" Wide x 12" Deep x 3" High Large Scoop Box	1

**15**

# ASSORTMENT KITS



## KIT-TEK-2

Zinc Plate Hex Head Washer and Phillips Pan Head Tek Screws

Part #	Description	Qty
TKH81812	8-18 x 1/2 Hex Head Washer #2 Tek Screw	50
TKH81834	8-18 x 3/4 Hex Head Washer #2 Tek Screw	50
TKH8181	8-18 x 1 Hex Head Washer #2 Tek Screw	50
TKH818112	8-18 x 1-1/2 Hex Head Washer #2 Tek Screw	50
TKH101612	10-16 x 1/2 Hex Head Washer #3 Tek Screw	50
TKH101634	10-16 x 3/4 Hex Head Washer #3 Tek Screw	50
TKH10161	10-16 x 1 Hex Head Washer #3 Tek Screw	50
TKH1016114	10-16 x 1-1/4 Hex Head Washer #3 Tek Screw	25
TKH121434	12-14 x 3/4 Hex Head Washer #3 Tek Screw	25
TKH12141	12-14 x 1 Hex Head Washer #3 Tek Screw	25
TKH1214114	12-14 x 1-1/4 Hex Head Washer #3 Tek Screw	25
TKH14141	14-14 x 1 Hex Head Washer #3 Tek Screw	25
TKH1414114	14-14 x 1-1/4 Hex Head Washer #3 Tek Screw	25
TKP81834	8-18 x 3/4 Phillips Pan Head #2 Tek Screw	50
TKP8181	8-18 x 1 Phillips Pan Head #2 Tek Screw	50
TKP101634	10-16 x 3/4 Phillips Pan Head #3 Tek Screw	50
TKP10161	10-16 x 1 Phillips Pan Head #3 Tek Screw	50
DUR102	24-Compartment 18" Wide x 12" Deep x 3" High Large Scoop Box	1

## KIT-TKH-2

Zinc Plate Hex Head Washer Tek Screws



Part #	Description	Qty
TKH62012	6-20 x 1/2 Hex Head Washer #2 Tek Screw	100
TKH62034	6-20 x 3/4 Hex Head Washer #2 Tek Screw	100
TKH81812	8-18 x 1/2 Hex Head Washer #2 Tek Screw	100
TKH81834	8-18 x 3/4 Hex Head Washer #2 Tek Screw	100
TKH8181	8-18 x 1 Hex Head Washer #2 Tek Screw	100
TKH101612	10-16 x 1/2 Hex Head Washer #3 Tek Screw	100
TKH101634	10-16 x 3/4 Hex Head Washer #3 Tek Screw	100
TKH10161	10-16 x 1 Hex Head Washer #3 Tek Screw	100
TKH1016114	10-16 x 1-1/4 Hex Head Washer #3 Tek Screw	100
TKH121434	12-14 x 3/4 Hex Head Washer #3 Tek Screw	50
TKH12141	12-14 x 1 Hex Head Washer #3 Tek Screw	50
TKH1214114	12-14 x 1-1/4 Hex Head Washer #3 Tek Screw	50
TKH14141	1/4-14 x 1 Hex Head Washer #3 Tek Screw	50
TKH1414114	1/4-14 x 1-1/4 Hex Head Washer #3 Tek Screw	50
DUR111	20-Compartment 18" Wide x 12" Deep x 3" High Large Scoop Box	1

## KIT-TKP-2

Zinc Plate Phillips Pan Head Tek Screw



Part #	Description	Qty
TKP62012	6-20 x 1/2 Phillips Pan Head #2 Tek Screw	100
TKP62034	6-20 x 3/4 Phillips Pan Head #2 Tek Screw	100
TKP6201	6-20 x 1 Phillips Pan Head #2 Tek Screw	100
TKP81812	8-18 x 1/2 Phillips Pan Head #2 Tek Screw	100
TKP81834	8-18 x 3/4 Phillips Pan Head #2 Tek Screw	100
TKP8181	8-18 x 1 Phillips Pan Head #2 Tek Screw	100
TKP101612	10-16 x 1/2 Phillips Pan head #3 Tek Screw	100
TKP101634	10-16 x 3/4 Phillips Pan Head #3 Tek Screw	100
TKP10161	10-16 x 1 Phillips Pan Head #3 Tek Screw	100
TKP1016114	10-16 x 1-1/4 Phillips Pan Head #3 Tek Screw	100
TKP121434	12-14 x 3/4 Phillips Pan Head #3 Tek Screw	50
TKP12141	12-14 x 1 Phillips Pan Head #3 Tek Screw	50
TKP1214114	12-14 x 1-1/4 Phillips Pan Head #3 Tek Screw	50
TKP141434	1/4-14 x 3/4 Phillips Pan Head #3 Tek Screw	50
TKP14141	1/4-14 x 1 Phillips Pan Head #3 Tek Screw	50
DUR102	24-Compartment 18" Wide x 12" Deep x 3" High Large Scoop Box	1

15



# ASSORTMENT KITS

## KIT-SET-2

Plain Alloy Steel Socket Head Cup Point Set Screw



Part #	Description	Qty
SET63214	6-32 x 1/4 Socket Head Cup Point Set Screw	25
SET632516	6-32 x 5/16 Socket Head Cup Point Set Screw	25
SET63238	6-32 x 3/8 Socket Head Cup Point Set Screw	25
SET63212	6-32 x 1/2 Socket Head Cup Point Set Screw	25
SET83212	8-32 x 1/2 Socket Head Cup Point Set Screw	25
SET832516	8-32 x 5/16 Socket Head Cup Point Set Screw	25
SET83238	8-32 x 3/8 Socket Head Cup Point Set Screw	25
SET83212	8-32 x 1/2 Socket Head Cup Point Set Screw	25
SET102414	10-24 x 1/4 Socket Head Cup Point Set Screw	25
SET1024516	10-24 x 5/16 Socket Head Cup Point Set Screw	25
SET102438	10-24 x 3/8 Socket Head Cup Point Set Screw	25
SET102412	10-24 x 1/2 Socket Head Cup Point Set Screw	25
SET142014	1/4-20 x 1/4 Socket Head Cup Point Set Screw	25
SET1420516	1/4-20 x 5/16 Socket Head Cup Point Set Screw	25
SET142038	1/4-20 x 3/8 Socket Head Cup Point Set Screw	25
SET140212	1/4-20 x 1/2 Socket Head Cup Point Set Screw	25
SET5161838	5/16-18 x 3/8 Socket Head Cup Point Set Screw	25
SET5161812	5/16-18 x 1/2 Socket Head Cup Point Set Screw	25
SET381638	3/8-16 x 3/8 Socket Head Cup Point Set Screw	25
SET381612	3/8-16 x 1/2 Socket Head Cup Point Set Screw	25
SET7161438	7/16-14 x 3/8 Socket Head Cup Point Set Screw	20
SET7161412	7/16-14 x 1/2 Socket Head Cup Point Set Screw	20
DUR102	24-Compartment 18" Wide x 12" Deep x 3" High Large Scoop Box	1

## KIT-SET-3

Plain Alloy Steel Socket Head Cup Point Set Screw



Part #	Description	Qty
SET63214	6-32 x 1/4 Socket Head Cup Point Set Screw	50
SET63238	6-32 x 3/8 Socket Head Cup Point Set Screw	50
SET83214	8-32 x 1/4 Socket Head Cup Point Set Screw	50
SET83238	8-32 x 3/8 Socket Head Cup Point Set Screw	50
SET103214	10-32 x 1/4 Socket Head Cup Point Set Screw	50
SET103238	10-32 x 3/8 Socket Head Cup Point Set Screw	50
SET103212	10-32 x 1/2 Socket Head Cup Point Set Screw	50
SET103258	10-32 x 5/8 Socket Head Cup Point Set Screw	50
SET103234	10-32 x 3/4 Socket Head Cup Point Set Screw	25
SET142814	1/4-28 x 1/4 Socket Head Cup Point Set Screw	25
SET142838	1/4-28 x 3/8 Socket Head Cup Point Set Screw	25
SET142812	1/4-28 x 1/2 Socket Head Cup Point Set Screw	25
SET5162438	5/16-24 x 3/8 Socket Head Cup Point Set Screw	25
SET5162412	5/16-24 x 1/2 Socket Head Cup Point Set Screw	25
SET382438	3/8-24 x 3/8 Socket Head Cup Point Set Screw	25
SET382412	3/8-24 x 1/2 Socket Head Cup Point Set Screw	25
SET7162038	7/16-20 x 3/8 Socket Head Cup Point Set Screw	20
SET7162012	7/16-20 x 1/2 Socket Head Cup Point Set Screw	20
DUR102	24-Compartment 18" Wide x 12" Deep x 3" High Large Scoop Box	1

# ASSORTMENT KITS



## KIT-SHCS-2

Plain Alloy Steel Socket Head Cap Screws

Part #	Description	Qty
SHCS63212	6-32 x 1/2 Socket Head Cap Screw	50
SHCS63234	6-32 x 3/4 Socket Head Cap Screw	50
SHCS6321	6-32 x 1 Socket Head Cap Screw	50
SHCS83234	8-32 x 3/4 Socket Head Cap Screw	50
SHCS8321	8-32 x 1 Socket Head Cap Screw	50
SHCS103234	10-32 x 3/4 Socket Head Cap Screw	50
SHCS10321	10-32 x 1 Socket Head Cap Screw	50
SHCS1032114	10-32 x 1-1/4 Socket Head Cap Screw	50
SHCS10241	10-24 x 1 Socket Head Cap Screw	25
SHCS1024114	10-24 x 1-1/4 Socket Head Cap Screw	25
SHCS142034	1/4-20 x 3/4 Socket Head Cap Screw	25
SHCS14201	1/4-20 x 1 Socket Head Cap Screw	25
SHCS1420114	1/4-20 x 1-1/4 Socket Head Cap Screw	25
SHCS1420112	1/4-20 x 1-1/2 Socket Head Cap Screw	25
SHCS5161834	5/16-18 x 3/4 Socket Head Cap Screw	25
SHCS516181	5/16-18 x 1 Socket Head Cap Screw	20
SHCS51618114	5/16-18 x 1-1/4 Socket Head Cap Screw	20
SHCS38161	3/8-16 x 1 Socket Head Cap Screw	20
SHCS3816114	3/8-16 x 1-1/4 Socket Head Cap Screw	20
SHCS3816112	3/8-16 x 1-1/2 Socket Head Cap Screw	20
DUR102	24-Compartment 18" Wide x 12" Deep x 3" High Large Scoop Box	1

## KIT-SCFS-3

Plain Alloy Steel Socket Flat Head Cap Screws



Part #	Description	Qty
SFCS142012	1/4-20 x 1/2 Socket Flat Head Cap Screw	25
SFCS142034	1/4-20 x 3/4 Socket Flat Head Cap Screw	25
SFCS14201	1/4-20 x 1 Socket Flat Head Cap Screw	25
SFCS1420114	1/4-20 x 1-1/4 Socket Flat Head Cap Screw	25
SFCS1420112	1/4-20 x 1-1/2 Socket Flat Head Cap Screw	25
SFCS14202	1/4-20 x 2 Socket Flat Head Cap Screw	25
SFCS1420212	1/4-20 x 2-1/2 Socket Flat Head Cap Screw	25
SFCS14203	1/4-20 x 3 Socket Flat Head Cap Screw	10
SFCS5161812	5/16-18 x 1/2 Socket Flat Head Cap Screw	25
SFCS5161834	5/16-18 x 3/4 Socket Flat Head Cap Screw	25
SFCS516181	5/16-18 x 1 Socket Flat Head Cap Screw	25
SFCS51618114	5/16-18 x 1-1/4 Socket Flat Head Cap Screw	25
SFCS51618112	5/16-18 x 1-1/2 Socket Flat Head Cap Screw	10
SFCS516182	5/16-18 x 2 Socket Flat Head Cap Screw	10
SFCS51618212	5/16-18 x 2-1/2 Socket Flat Head Cap Screw	10
SFCS38161	3/8-16 x 1 Socket Flat Head Cap Screw	10
SFCS3816114	3/8-16 x 1-1/4 Socket Flat Head Cap Screw	10
SFCS3816112	3/8-16 x 1-1/2 Socket Flat Head Cap Screw	10
SFCS38162	3/8-16 x 2 Socket Flat Head Cap Screw	10
SFCS3816212	3/8-16 x 2-1/2 Socket Flat Head Cap Screw	10
SFCS38163	3/8-16 x 3 Socket Flat Head Cap Screw	10
DUR102	24-Compartment 18" Wide x 12" Deep x 3" High Large Scoop Box	1

# ASSORTMENT KITS

## KIT-HCFS-2

Zinc Plate Serrated Flange Lock Nuts and Hex Flange Serrated Locking Cap Screw



Part #	Description	Qty
FLNS1420	1/4-20 Serrated Flange Lock Nut	50
HCFS142012	1/4-20 x 1/2 Hex Flange Serrated Locking Cap Screw	50
HCFS142034	1/4-20 x 3/4 Hex Flange Serrated Locking Cap Screw	50
HCFS14201	1/4-20 x 1 Hex Flange Serrated Locking Cap Screw	50
HCFS1420114	1/4-20 x 1-1/4 Hex Flange Serrated Locking Cap Screw	50
HCFS1420112	1/4-20 x 1-1/2 Hex Flange Serrated Locking Cap Screw	50
FLNS51618	5/16-19 Serrated Flange Lock Nut	50
HCFS5161834	5/16-18 x 3/4 Hex Flange Serrated Locking Cap Screw	50
HCFS516181	5/16-18 x 1 Hex Flange Serrated Locking Cap Screw	50
HCFS51618114	5/16-18 x 1-1/4 Hex Flange Serrated Locking Cap Screw	50
HCFS51618112	5/16-18 x 1-1/2 Hex Flange Serrated Locking Cap Screw	50
FLNS3816	3/8-16 Serrated Flange Lock Nut	50
HCFS381634	3/8-16 x 3/4 Hex Flange Serrated Locking Cap Screw	25
HCFS38161	3/8-16 x 1 Hex Flange Serrated Locking Cap Screw	25
HCFS3816114	3/8-16 x 1-1/4 Hex Flange Serrated Locking Cap Screw	25
HCFS3816112	3/8-16 x 1-1/2 Hex Flange Serrated Locking Cap Screw	25
HCFS38162	3/8-16 x 2 Hex Flange Serrated Locking Cap Screw	25
DUR111	20-Compartment 18" Wide x 12" Deep x 3" High Large Scoop Box	1

## KIT-ELN-2

Zinc Plate Elastic Lock Nuts



Part #	Description	Qty
ELN1/4-20	1/4 Elastic Lock Nut	50
ELN5/16-18	5/16-18 Elastic Lock Nut	50
ELN3/8-16	3/8-16 Elastic Lock Nut	50
ELN7/16-14	7/16-14 Elastic Lock Nut	25
ELN1/2-13	1/2-13 Elastic Lock Nut	25
ELN9/16-12	9/16-12 Elastic Lock Nut	20
ELN5/8-11	5/8-11 Elastic Lock Nut	20
ELN1/4-28	1/4-28 Elastic Lock Nut	50
ELN5/16-24	5/16-24 Elastic Lock Nut	50
ELN3/8-24	3/8-24 Elastic Lock Nut	50
ELN7/16-20	7/16-20 Elastic Lock Nut	25
ELN1/2-20	1/2-20 Elastic Lock Nut	25
ELN9/16-18	9/16-18 Elastic Lock Nut	20
ELN5/8-18	5/8-18 Elastic Lock Nut	20
DUR111	20-Compartment 18" Wide x 12" Deep x 3" High Large Scoop Box	1

## KIT-ELNJ-2

Zinc Plate Jam Elastic Lock Nuts



Part #	Description	Qty
ELNJ1/4-20	1/4-20 Jam Elastic Lock Nuts	50
ELNJ5/16-18	5/16-18 Jam Elastic Lock Nuts	50
ELNJ3/8-16	3/8-16 Jam Elastic Lock Nuts	50
ELNJ7/16-14	7/16-14 Jam Elastic Lock Nuts	25
ELNJ1/2-13	1/2-13 Jam Elastic Lock Nuts	25
ELNJ9/16-12	9/16-12 Jam Elastic Lock Nuts	20
ELNJ5/8-11	5/8-11 Jam Elastic Lock Nuts	10
ELNJ3/4-10	3/4-10 Jam Elastic Lock Nuts	10
ELNJ1/4-28	1/4-28 Jam Elastic Lock Nuts	50
ELNJ5/16-24	5/16-24 Jam Elastic Lock Nuts	50
ELNJ3/8-24	3/8-24 Jam Elastic Lock Nuts	50
ELNJ7/16-20	7/16-20 Jam Elastic Lock Nuts	25
ELNJ1/2-20	1/2-20 Jam Elastic Lock Nuts	25
ELNJ9/16-18	9/16-18 Jam Elastic Lock Nuts	20
ELNJ5/8-18	5/8-18 Jam Elastic Lock Nuts	10
ELNJ3/4-16	3/4-16 Jam Elastic Lock Nuts	10
DUR111	20-Compartment 18" Wide x 12" Deep x 3" High Large Scoop Box	1

# ASSORTMENT KITS



## KIT-HNJ-2 Zinc Plate Hex Jam Nut

Part #	Description	Qty
HNJ1420	1/4-20 Hex Jam Nut	50
HNJ51619	5/16-18 Hex Jam Nut	50
HNJ3816	3/8-16 Hex Jam Nut	50
HNJ71614	7/16-14 Hex Jam Nut	25
HNJ1213	1/2-13 Hex Jam Nut	25
HNJ91612	9/16-12 Hex Jam Nut	20
HNJ5811	5/8-11 Hex Jam Nut	10
HNJ3410	3/4-10 Hex Jam Nut	10
HNJ1428	1/4-28 Hex Jam Nut	50
HNJ51624	5/16-24 Hex Jam Nut	50
HNJ3824	3/8-24 Hex Jam Nut	50
HNJ71620	7/16-20 Hex Jam Nut	25
HNJ1220	1/2-20 Hex Jam Nut	25
HNJ91618	9/16-18 Hex Jam Nut	20
HNJ5818	5/8-18 Hex Jam Nut	10
HNJ3416	3/4-16 Hex Jam Nut	10
DUR111	20-Compartment 18" Wide x 12" Deep x 3" High Large Scoop Box	1



## KIT-WN-2 Zinc Plate Cold Forged Wing Nuts

Part #	Description	Qty
WN6/32	6/32 Cold Forged Wing Nut	50
WN8/32	8/32 Cold Forged Wing Nut	50
WN10/24	10/24 Cold Forged Wing Nut	50
WN10/32	10/32 Cold Forged Wing Nut	50
WN1/4-20	1/4-20 Cold Forged Wing Nut	25
WN5/16-18	5/16-18 Cold Forged Wing Nut	25
WN3/8-16	3/8-16 Cold Forged Wing Nut	25
WN7/16-14	7/16-14 Cold Forged Wing Nut	25
WN1/2-13	1/2-13 Cold Forged Wing Nut	25
WN1/4-28	1/4-28 Cold Forged Wing Nut	25
WN5/16-24	5/16-24 Cold Forged Wing Nut	25
WN3/8-24	3/8-24 Cold Forged Wing Nut	25
WN7/16-20	7/16-20 Cold Forged Wing Nut	10
WN1/2-20	1/2-20 Cold Forged Wing Nut	10
DUR111	20-Compartment 18" Wide x 12" Deep x 3" High Large Scoop Box	1



## KIT-FEN-2 Zinc Plate Fender Washers

Part #	Description	Qty
FEN3161	3/16 x 1 Fender Washer	50
FEN316114	3/16 x 1-1/4 Fender Washer	50
FEN141	1/4 x 1 Fender Washer	50
FEN14114	1/4 x 1-1/4 Fender Washer	50
FEN14112	1/4 x 1-1/2 Fender Washer	50
FEN142	1/4 x 2 Fender Washer	25
FEN5161	5/16 x 1 Fender Washer	50
FEN516114	5/16 x 1-1/4 Fender Washer	50
FEN516112	5/16 x 1-1/2 Fender Washer	50
FEN38114	3/8 x 1-1/4 Fender Washer	50
FEN38112	3/8 x 1-1/2 Fender Washer	50
FEN382	3/8 x 2 Fender Washer	25
FEN12112	1/2 x 1-1/2 Fender Washer	25
FEN122	1/2 x 2 Fender Washer	25
DUR113	16-Compartment 18" Wide x 12" Deep x 3" High Large Scoop Box	1

# ASSORTMENT KITS

## KIT-FENEXT-2

Zinc Plate Extra Thick Fender Washers



Part #	Description	Qty
FEN141ET	1/4 x 1 x 1/8 Extra Thick Fender Washer	25
FEN14114ET	1/4 x 1-1/4 x 1/8 Extra Thick Fender Washer	25
FEN14112ET	1/4 x 1-1/2 x 1/8 Extra Thick Fender Washer	25
FEN5161ET	5/16 x 1 x 1/8 Extra Thick Fender Washer	25
FEN516114ET	5/16 x 1-1/4 x 1/8 Extra Thick Fender Washer	25
FEN516112ET	5/16 x 1-1/2 x 1/8 Extra Thick Fender Washer	25
FEN5162ET	5/16 x 2 x 1/8 Extra Thick Fender Washer	10
FEN38114ET	3/8 x 1-1/4 x 1/8 Extra Thick Fender Washer	25
FEN38112ET	3/8 x 1-1/2 x 1/8 Extra Thick Fender Washer	25
FEN382ET	3/8 x 2 x 1/8 Extra Thick Fender Washer	25
FEN12112ET	1/2 x 1-1/2 x 1/8 Extra Thick Fender Washer	10
FEN122ET	1/2 x 2 x 1/8 Extra Thick Fender Washer	10
DUR113	16-Compartment 18" Wide x 12" Deep x 3" High Large Scoop Box	1

## KIT-FWET-2

SAE High Strength, Extra Thick Flat Washers



Part #	Description	Qty
FW1/4ET	1/4 SAE Extra Thick Flat Washer	50
FW5/16ET	5/16 SAE Extra Thick Flat Washer	25
FW3/8ET	3/8 SAE Extra Thick Flat Washer	25
FW7/16ET	7/16 SAE Extra Thick Flat Washer	25
FW1/2ET	1/2 SAE Extra Thick Flat Washer	20
FW9/16ET	9/16 SAE Extra Thick Flat Washer	20
FW5/8ET	5/8 SAE Extra Thick Flat Washer	20
FW3/4ET	3/4 SAE Extra Thick Flat Washer	15
FW7/8ET	7/8 SAE Extra Thick Flat Washer	10
FW1ET	1 SAE Extra Thick Flat Washer	10
FW1-1/8ET	1-1/8 SAE Extra Thick Flat Washer	10
FW1-1/4ET	1-1/4 SAE Extra Thick Flat Washer	5
DUR113	16-Compartment 18" Wide x 12" Deep x 3" High Large Scoop Box	1

## KIT-FWWET-2

USS High Strength, Extra Thick Flat Washers



Part #	Description	Qty
FWW1/4ET	1/4 USS Extra Thick Flat Washer	50
FWW5/16ET	5/16 USS Extra Thick Flat Washer	25
FWW3/8ET	3/8 USS Extra Thick Flat Washer	25
FWW7/16ET	7/16 USS Extra Thick Flat Washer	25
FWW1/2ET	1/2 USS Extra Thick Flat Washer	20
FWW9/16ET	9/16 USS Extra Thick Flat Washer	20
FWW5/8ET	5/8 USS Extra Thick Flat Washer	20
FWW3/4ET	3/4 USS Extra Thick Flat Washer	15
FWW7/8ET	7/8 USS Extra Thick Flat Washer	10
FWW1ET	1 USS Extra Thick Flat Washer	10
FWW1-1/8ET	1-1/8 USS Extra Thick Flat Washer	10
FWW1-1/4ET	1-1/4 USS Extra Thick Flat Washer	5
DUR113	16-Compartment 18" Wide x 12" Deep x 3" High Large Scoop Box	1

# ASSORTMENT KITS




## KIT-ELW/ILW-2

Zinc Plate External Tooth Lock Washers and Internal Tooth Lock Washer

Part #	Description	Qty
ELW6	6 External Tooth Lock Washer	50
ELW8	8 External Tooth Lock Washer	50
ELW10	10 External Tooth Lock Washer	50
ELW1/4	1/4 External Tooth Lock Washer	50
ELW5/16	5/16 External Tooth Lock Washer	50
ELW3/8	3/8 External Tooth Lock Washer	25
ELW7/16	7/16 External Tooth Lock Washer	25
ELW1/2	1/2 External Tooth Lock Washer	25
ELW9/16	9/16 External Tooth Lock Washer	25
ELW5/8	5/8 External Tooth Lock Washer	25
ELW3/4	3/4 External Tooth Lock Washer	20
ELW1	1 External Tooth Lock Washer	20
ILW6	6 Internal Tooth Lock Washer	50
ILW8	8 Internal Tooth Lock Washer	50
ILW10	10 Internal Tooth Lock Washer	50
ILW1/4	1/4 Internal Tooth Lock Washer	25
ILW5/16	5/16 Internal Tooth Lock Washer	25
ILW3/8	3/8 Internal Tooth Lock Washer	25
ILW7/16	7/16 Internal Tooth Lock Washer	25
ILW1/2	1/2 Internal Tooth Lock Washer	25
ILW9/16	9/16 Internal Tooth Lock Washer	25
ILW5/8	5/8 Internal Tooth Lock Washer	25
ILW3/4	3/4 Internal Tooth Lock Washer	10
ILW1	1 Internal Tooth Lock Washer	10
DUR102	24-Compartment 18" Wide x 12" Deep x 3" High Large Scoop Box	1

## KIT-CG5-2

Zinc Plate Grade 5 Carriage Bolts



Part #	Description	Qty
CG5142034	1/4-20 x 3/4 Carriage Bolt	50
CG514201	1/4-20 x 1 Carriage Bolt	50
CG51420112	1/4-20 x 1-1/2 Carriage Bolt	50
CG5516181	5/16-18 x 1 Carriage Bolt	50
CG551618112	5/16-18 x 1-1/2 Carriage Bolt	50
CG5516182	5/16-18 x 2 Carriage Bolt	25
CG538161	3/8-16 x 1 Carriage Bolt	25
CG53816112	3/8-16 x 1-1/2 Carriage Bolt	25
CG538162	3/8-16 x 2 Carriage Bolt	20
CG53816212	3/8-16 x 2-1/2 Carriage Bolt	20
CG51213112	1/2-13 x 1-1/2 Carriage Bolt	10
CG512132	1/2-13 x 2 Carriage Bolt	10
CG51213212	1/2-13 x 2-1/2 Carriage Bolt	10
CG512133	1/2-13 x 3 Carriage Bolt	5
DUR113	16-Compartment 18" Wide x 12" Deep x 3" High Large Scoop Box	1

## KIT-CG5R-2

Zinc Plate Grade 5 Ribbed Neck Carriage Bolts



Part #	Description	Qty
CG5142034R	1/4-20 x 3/4 .250 Rib Length Carriage Bolt	50
CG514201R	1/4-20 x 1 .315 Rib Length Carriage Bolt	50
CG51420114R	1/4-20 x 1-1/4 .594 Rib Length Carriage Bolt	50
CG51420112R	1/4-20 x 1-1/2 .594 Rib Length Carriage Bolt	50
CG514202R	1/4-20 x 2 .594 Rib Length Carriage Bolt	50
CG5516181R	5/16-18 x 1 .407 Rib Length Carriage Bolt	50
CG551618114R	5/16-18 x 1-1/4 .594 Rib Length Carriage Bolt	50
CG551618112R	5/16-18 x 1-1/2 .594 Rib Length Carriage Bolt	50
CG5516182R	5/16-18 x 2 .594 Rib Length Carriage Bolt	25
CG551618212R	5/16-18 x 2-1/2 .594 Rib Length Carriage Bolt	25
CG53816114R	3/8-16 x 1-1/4 .594 Rib Length Carriage Bolt	25
CG53816112R	3/8-16 x 1-1/2 .59 Rib Length Carriage Bolt	25
CG538162R	3/8-16 x 2 .594 Rib Length Carriage Bolt	25
CG53816212R	3/8-16 x 2-1/2 Rib Length Carriage Bolt	25
DUR113	16-Compartment 18" Wide x 12" Deep x 3" High Large Scoop Box	1

15

# ASSORTMENT KITS

## KIT-ELB-2 Zinc Plate Elevator Bolts



Part #	Description	Qty
ELB1420114	1/4-20 x 1-1/4 Elevator Bolt	25
ELB1420112	1/4-20 x 1-1/2 Elevator Bolt	25
ELB14202	1/4-20 x 2 Elevator Bolt	25
ELB51618114	5/16-18 x 1-1/4 Elevator Bolt	25
ELB51618112	5/16-18 x 1-1/2 Elevator Bolt	25
ELB516182	5/16-18 x 2 Elevator Bolt	25
ELB51618212	5/16-18 x 2-1/2 Elevator Bolt	20
ELB516183	5/16-18 x 3 Elevator Bolt	10
ELB3816112	3/8-16 x 1-1/2 Elevator Bolt	10
ELB38162	3/8-16 x 2 Elevator Bolt	10
ELB3816212	3/8-16 x 2-1/2 Elevator Bolt	10
ELB38163	3/8-16 x 3 Elevator Bolt	10
DUR115	12-Compartment 18" Wide x 12" Deep x 3" High Large Scoop Box	1

## KIT-SB-2 Zinc Plate Step Bolts



Part #	Description	Qty
SB1420114	1/4-20 x 1-1/4 Step Bolt	25
SB1420112	1/4-20 x 1-1/2 Step Bolt	25
SB14202	1/4-20 x 2 Step Bolt	25
SB51618114	5/16-18 x 1-1/4 Step Bolt	25
SB51618112	5/16-18 x 1-1/2 Step Bolt	25
SB516182	5/16-18 x 2 Step Bolt	25
SB51618212	5/16-18 x 2-1/2 Step Bolt	25
SB3816112	3/8-16 x 1-1/2 Step Bolt	10
SB38162	3/8-16 x 2 Step Bolt	10
SB3816212	3/8-16 x 2-1/2 Step Bolt	10
SB38163	3/8-16 x 3 Step Bolt	10
DUR115	12-Compartment 18" Wide x 12" Deep x 3" High Large Scoop Box	1

## KIT-FLS-2 Plain Type F Floor Screw



Part #	Description	Qty
FLS1420114	1/4-20 x 1-1/4 Torx T-30 Drive Floor Screw	50
FLS1420112	1/4-20 x 1-1/2 Torx T-30 Drive Floor Screw	50
FLS1420134	1/4-20 x 1-3/4 Torx T-30 Drive Floor Screw	25
FLS14202	1/4-20 x 2 Torx T-30 Drive Floor Screw	25
FLS1420212	1/4-20 x 2-1/2 Torx T-30 Drive Floor Screw	25
FLS14203	1/4-20 x 3 Torx T-30 Drive Floor Screw	25
FLS51618112	5/16-18 x 1-1/2 Torx T-40 Drive Floor Screw	25
FLS516182	5/16-18 x 2 Torx T-40 Drive Floor Screw	25
FLS51618212	5/16-18 x 2-1/2 Torx T-40 Drive Floor Screw	25
FLS516183	5/16-18 x 3 Torx T-40 Drive Floor Screw	25
FLS38162	3/8-16 x 2 Torx T-40 Drive Floor Screw	25
DUR115	12-Compartment 18" Wide x 12" Deep x 3" High Large Scoop Box	1

## KIT-GF-2 Zinc Plate Grease Fittings



Part #	Description	Qty
GF728	3/16 Drive Type Grease Fitting	25
GF641	1/4-28 Straight Grease Fitting	25
GF636	1/4-28 45 Long 31/32" Grease Fitting	25
GF638	1/4-28 90 Grease Fitting	25
GF652	1/4-28 x 11/16 Length Straight Grease Fitting	25
GF680	1/4-28 x 15/16 Length Straight Grease Fitting	25
GF698	1/4-28 x 1-1/16 Length Straight Grease Fitting	10
GF743	1/4 Drive Type Ball Check Grease Fitting	25
GF608	5/16 Straight Drive Type Grease Fitting	25
GF610	1/8-27 MP Straight Grease Fitting	25
GF618	1/8-27 FP x 1 Length Grease Fitting	25
GF667	1/8-27 MP x 1-1/4 Length Grease Fitting	10
GF699	1/8-27 MP x 1-3/4 Length Grease Fitting	10
GF611	1/8-27 MP 38 Grease Fitting	10
GF612	1/8-27 MP 67 Grease Fitting	10
GF613	1/8-27 MP 90 Grease Fitting	10
GF688	1/8-27 MP 45 Grease Fitting	10
GF627	1/4-18 MP Grease Fitting	10
GF629	1/8-18 MP 67-1/2 Grease Fitting	10
DUR102	24-Compartment 18" Wide x 12" Deep x 3" High Large Scoop Box	1

15

# ASSORTMENT KITS

## KIT-GF-3


Zinc Plate Grease Fittings



Part #	Description	Qty
GF641	1/4-28 Straight Grease Fitting	25
GF636	1/4-28 45 Long 31/32" Grease Fitting	25
GF638	1/4-28 90 Grease Fitting	25
GF698	1/4-28 x 1-1/16 Length Straight Grease Fitting	25
GF610	1/8-27 MP Straight Grease Fitting	25
GF667	1/8-27 MP x 1-1/4 Length Grease Fitting	10
GF612	1/8-27 MP 67 Grease Fitting	25
GF613	1/8-27 MP 90 Grease Fitting	25
GF688	1/8-27 MP 45 Grease Fitting	25
GF627	1/4-18 MP Grease Fitting	5
GF629	1/8-18 MP 67-1/2 Grease Fitting	5
GF655	1/4 Straight Drive Type w/o Ball Check Grease Fitting	25
GF3641	M6 x 1.0 Metric Grease Fitting	25
GF3637	M6 x 1.0 Metric 45 Grease Fitting	10
GF3638	M6 x 1.0 Metric 90 Grease Fitting	10
GF3610	M8 x 1.0 Metric Grease Fitting	25
GF3688	M8 x 1.0 Metric 45 Grease Fitting	10
GF3613	M8 x 1.0 Metric 90 Grease Fitting	10
GF3710	M10 x 1.0 Metric Grease Fitting	25
GF3737	M10 x 1.0 Metric 45 Grease Fitting	10
GF3738	M10 x 1.0 Metric 90 Grease Fitting	10
GF5698	1/8-27 MP Air Vent Grease Fitting	5
GF6250	1/8-27 MP Midget Hydraulic Coupler	2
DUR102	24-Compartment 18" Wide x 12" Deep x 3" High Large Scoop Box	1

## KIT-GF-4

Zinc Plate Grease Fittings



Part #	Description	Qty
GF641	1/4-28 Straight Grease Fitting	15
GF680	1/4-28 x 15/16 Length Straight Grease Fitting	10
GF698	1/4-28 x 1-1/16 Length Straight Grease Fitting	5
GF637	1/4-28 45 Grease Fitting	10
GF638	1/4-28 90 Grease Fitting	10
GF610	1/8-27 MP Straight Grease Fitting	15
GF611	1/8-27 MP 38 Grease Fitting	15
GF688	1/8-27 MP 45 Grease Fitting	15
GF612	1/8-27 MP 67 Grease Fitting	10
GF613	1/8-27 MP 90 Grease Fitting	15
GF667	1/8-27 x 1-1/4 Length Grease Fitting	5
GF627	1/4-18 MP Grease Fitting	10
GF728	3/16 Drive Tupe Grease Fitting	15
GF665	1/4 Straight Drive Type w/o Ball Check Grease Fitting	15
GF608	5/16 Straight Drive Type Grease Fitting	15
DUR111	20-Compartment 18" Wide x 12" Deep x 3" High Large Scoop Box	1

## KIT-GFM-2

Metric Grease Fittings



Part #	Description	Qty
GF3641	M6 x 1.0 Metric Grease Fitting	25
GF3637	M6 x 1.0 Metric 45 Grease Fitting	25
GF3638	M6 x 1.0 Metric 90 Grease Fitting	20
GF4641	M6 x 0.75 Metric Grease Fitting	10
GF4637	M6 x 0.75 Metric 45 Grease Fitting	10
GF4638	M6 x 0.75 90 Grease Fitting	10
GF3610	M8 x 1.0 Metric Grease Fitting	25
GF3688	M8 x 1.0 Metric 45 Grease Fitting	25
GF3613	M8 x 1.0 Metric 90 Grease Fitting	20
GF4610	M8 x 1.25 Metric Grease Fitting	10
GF4688	M8 x 1.25 Metric 45 Grease Fitting	10
GF4613	M8 x 1.25 Metric 90 Grease Fitting	10
GF3710	M10 x 1.0 Metric Grease Fitting	20
GF3737	M10 x 1.0 Metric 45 Grease Fitting	15
GF3738	M10 x 1.0 Metric 90 Grease Fitting	15
GF4710	M10 x 1.5 Metric Grease Fitting	10
GF4737	M10 x 1.5 Metric 45 Grease Fitting	5
GF4738	M10 x 1.5 Metric 90 Grease Fitting	5
DUR102	24-Compartment 18" Wide x 12" Deep x 3" High Large Scoop Box	1

15

IMAGE  
COMING  
SOON



# ASSORTMENT KITS

## KIT-BCF-2 Brass Compression Fittings



Part #	Description	Qty
WH60X4	1/4 Compression Sleeve Fitting	20
WH60X5	5/16 Compression Sleeve Fitting	20
WH60X6	3/8 Compression Sleeve Fitting	20
WH60X8	1/2 Compression Sleeve Fitting	10
WH61X4	1/4 Compression Nut Fitting	10
WH61X5	5/16 Compression Nut Fitting	10
WH61X6	3/8 Compression Nut Fitting	10
WH61X8	1/2 Compression Nut Fitting	10
WH62X4	1/4 Tube x 1/4 Tube Compression Union Fitting	5
WH62X5	5/16 Tube x 5/16 Tube Compression Union Fitting	5
WH62X6	3/8 Tube x 3/8 Tube Compression Union Fitting	5
WH62X8	1/2 Tube x 1/2 Tube Compression Union Fitting	5
WH68X4	1/4 Tube x 1/8 MP Compression Fitting	5
WH68X4X4	1/4 Tube x 1/4 MP Compression Fitting	5
WH69X4	1/4 Tube x 1/8 MP 90 Compression Fitting	5
WH68X5	5/16 Tube x 1/8 MP Compression Fitting	5
WH68X5X4	5/16 Tube x 1/4 MP Compression Fitting	5
WH69X5	5/16 Tube x 1/8 MP 90 Compression Fitting	5
WH68X6	3/8 Tube x 1/4 MP Compression Fitting	5
WH68X6X2	3/8 Tube x 1/8 MP Compression Fitting	5
WH69X6	3/8 Tube x 1/4 MP 90 Compression Fitting	5
WH69X6X2	3/8 Tube x 1/8 MP 90 Compression Fitting	5
WH68X8	1/2 Tube x 3/8 MP Compression Fitting	4
WH69X8	1/2 Tube x 3/8 MP 90 Compression Fitting	4
DUR102	24-Compartment 18" Wide x 12" Deep x 3" High Large Scoop Box	1

## KIT-BPF-2 Brass Fittings



Part #	Description	Qty
WH3129X2	1/8 FP Cap Fitting	5
WH3129X4	1/4 FP Cap Fitting	5
WH3152X2	1/8 MP Hex Head Pipe Plug Fitting	5
WH3152X4	1/4 MP Hex Head Pipe Plug Fitting	5
WH3152X6	3/8 MP Hex Head Pipe Plug Fitting	5
WH3220X4X2	1/4 x 1/8 Reducing Bushing Fitting	5
WH3220X6X2	3/8 x 1/8 Reducing Bushing Fitting	5
WH3220X6X4	3/8 x 1/4 Reducing Bushing Fitting	5
WH3220X8X6	1/2 x 3/8 Reducing Bushing Fitting	5
WH3326X2	1/8 x Close Pipe Nipple Fitting	5
WH3326X4	1/4 x Close Pipe Nipple Fitting	5
WH3326X6	3/8 x Close Pipe Nipple Fitting	5
WH3300X2	1/8 FP x 1/8 FP Coupling Fitting	5
WH3300X4	1/4 FP x 1/4 FP Coupling Fitting	5
WH3300X6	3/8 FP x 3/8 FP Coupling Fitting	5
WH3350X2	1/8 FP x 1/8 MP 45 Elbow Brass Fitting	5
WH3350X4	1/4 FP x 1/8 MP 45 Brass Fitting	5
WH3350X6	3/8 FP x 3/8 MP 45 Brass Fitting	5
WH3400X2	1/8 FP x 1/8 MP 90 Brass Fitting	5
WH3400X4	1/4 FP x 1/4 MP 90 Brass Fitting	5
WH3400X6	3/8 FP x 3/8 MP 90 Brass Fitting	5
WH3700X2	1/8 FP x 1/8 FP x 1/8 FP Tee Fitting	2
WH3700X4	1/4 FP x 1/4 FP x 1/4 FP Tee Fitting	2
WH3700X6	3/8 FP x 3/8 FP x 3/8 FP Tee Fitting	2
DUR102	24-Compartment 18" Wide x 12" Deep x 3" High Large Scoop Box	1

# ASSORTMENT KITS

## KIT-BPF-3

Brass Fittings



Part #	Description	Qty
WH3129X8 WH3129X12	1/2 FP Cap Fitting 3/4 FP Cap Fitting	2 2
WH3152X8 WH3152X12	1/2 MP Hex Head Pipe Plug Fitting 3/4 MP Hex Head Pipe Plug Fitting	2 2
WH3220X12X6 WH3220X12X8 WH3220X16X12	3/4 x 3/8 Reducing Bushing Fitting 3/4 x 1/2 Reducing Bushing Fitting 3/4 x 1/2 Reducing Bushing Fitting	2 2 2
WH3326X8 WH3326X12 WH3328X8 WH3328X12	1/2 x Close Pipe Nipple Fitting 3/4 x Close Pipe Nipping Fitting 1/2 x 2 Close Nipping Fitting 3/4 x 2 Pipe Nipple Fitting	2 2 2 2
WH3300X8 WH3300X12	1/2 FP x 1/2 FP Coupling Fitting 3/4 FP x 3/4 FP Coupling Fitting	2 2
WH3350X8 WH3350X12	1/2 FP x 1/2 MP 45 Fitting 3/4 FP x 3/4 MP 45 Fitting	2 2
WH3400X8 WH3400X12	1/2 FP x 1/2 MP 90 Fitting 3/4 FP x 3/4 MP 90 Fitting	2 2
WH3700X8 WH3700X12	1/2 FP x 1/2 FP x 1/2 FP Tee Fitting 3/4 FP x 3/4 FP x 3/4 FP Tee Fitting	2 2
DUR111	20-Compartment 18" Wide x 12" Deep x 3" High Large Scoop Box	1

## KIT-BINV-2

Brass Inverted Flare Fittings



Part #	Description	Qty
WH131X3 WH131X4 WH131X5 WH131X6	3/16 Inverted Flare Plug Fitting 1/4 Inverted Flare Plug Fitting 5/16 Inverted Flare Plug Fitting 3/8 Inverted Flare Plug Fitting	5 5 5 5
WH302X3 WH302X4 WH302X5 WH302X6	3/16 Inverted Flare Union Fitting 1/4 Inverted Flare Union Fitting 5/16 Inverted Flare Union Fitting 3/8 Inverted Flare Union Fitting	5 5 5 5
WH202X3 WH202X4 WH202X4X4 WH202X5 WH202X5X4 WH202X6 WH202X6X6	3/16 Inverted Flare x 1/8 MP Fitting 1/4 Inverted Flare x 1/8 MP Fitting 1/4 Inverted Flare x 1/4 MP Fitting 5/16 Inverted Flare x 1/8 MP Fitting 5/16 Inverted Flare x 1/4 MP Fitting 3/8 Inverted Flare x 1/8 MP Fitting 3/8 Inverted Flare x 1/4 MP Fitting	5 5 5 5 5 5 5
WH402X3 WH402X4 WH402X4X4 WH402X5 WH402X5X4 WH402X6 WH402X6X6	3/16 Inverted Flare x 1/8 MP 90 Fitting 1/4 Inverted Flare x 1/8 MP 90 Fitting 1/4 Inverted Flare x 1/4 MP 90 Fitting 5/16 Inverted Flare x 1/8 MP 90 Fitting 5/16 Inverted Flare x 1/4 MP 90 Fitting 3/8 Inverted Flare x 1/4 MP 90 Fitting 3/8 Inverted Flare x 3/8 MP 90 Fitting	5 5 5 5 5 5 5
DUR102	24-Compartment 18" Wide x 12" Deep x 3" High Large Scoop Box	1

# ASSORTMENT KITS

## KIT-BSAE-2 SAE Brass Fittings



Part #	Description	Qty
WH37X4	1/4 SAE Flare Cap Fitting	2
WH37X6	3/8 SAE Flare Cap Fitting	2
WH47X4	1/4 SAE Flare Plug Fitting	2
WH47X6	3/8 SAE Flare Plug Fitting	2
WH42X4	1/4 SAE x 1/4 SAE Union Fitting	2
WH42X5	5/16 SAE x 5/16 SAE Union Fitting	2
WH42X6	3/8 SAE x 3/8 SAE Union Fitting	2
WH48X4	1/4 SAE x 1/8 MP Fitting	5
WH48X4X4	1/4 SAE x 1/4 MP Fitting	5
WH48X5	5/16 SAE x 1/8 MP Fitting	5
WH48X5X4	5/16 SAE x 1/4 MP Fitting	5
WH48X6	3/8 SAE x 1/4 MP Fitting	5
WH48X6X2	3/8 SAE x 1/8 MP Fitting	5
WH54X4	1/4 SAE x 1/4 MP 45 Fitting	5
WH54X5	5/16 SAE x 1/8 MP 45 Fitting	5
WH54X6	3/8 SAE x 1/4 MP 45 Fitting	5
WH49X4	1/4 SAE x 1/8 MP 90 Fitting	5
WH49X5	5/16 SAE x 1/8 MP 90 Fitting	5
WH49X5X4	5/16 SAE x 1/4 MP 90 Fitting	5
WH49X6	3/8 SAE x 1/4 MP 90 Fitting	5
WH44X4	1/4 SAE x 1/4 SAE x 1/4 SAE Tee Fitting	2
DUR102	24-Compartment 18" Wide x 12" Deep x 3" High Large Scoop Box	1

## KIT-BSAE-3 SAE Brass Fittings



Part #	Description	Qty
WH37X8	1/2 SAE Flare Cap Fitting	2
WH37X10	5/8 SAE Flare Cap Fitting	2
WH37X12	3/4 SAE Flare Cap Fitting	2
WH47X8	1/2 SAE Flare Plug Fitting	2
WH47X10	5/8 SAE Flare Plug Fitting	2
WH47X12	3/4 SAE Flare Plug Fitting	2
WH42X8	1/2 SAE x 1/2 SAE Union Fitting	2
WH42X10	5/8 SAE x 5/8 SAE Union Fitting	2
WH42X12	3/4 SAE x 3/4 SAE Union Fitting	2
WH48X8	1/2 SAE x 3/8 MP Fitting	2
WH48X8X4	1/2 SAE x 1/4 MP Fitting	2
WH48X10	5/8 SAE x 1/2 MP Fitting	2
WH48X10X6	5/8 SAE x 3/8 MP Fitting	2
WH48X12	3/8 SAE x 1/2 MP Fitting	2
WH54X8	1/2 SAE x 3/8 MP 45 Fitting	2
WH54X10	5/8 SAE x 1/2 MP 45 Fitting	2
WH49X8	1/2 SAE x 3/8 MP 90 Fitting	2
WH49X8X4	1/2 SAE x 1/4 MP 90 Fitting	2
WH49X10	5/8 SAE x 1/2 MP 90 Fitting	2
WH49X10X6	5/8 SAE x 3/8 MP 90 Fitting	2
WH49X12	3/4 SAE x 1/2 MP 90 Fitting	2
DUR102	24-Compartment 18" Wide x 12" Deep x 3" High Large Scoop Box	1

# ASSORTMENT KITS



**KIT-BNF-2**  
1/4, 3/8, & 1/2 Brass Fittings

Part #	Description	Qty
WH1460X4	1/4 Sleeve for Nylon Tube Fitting	20
WH1460X6	3/8 Sleeve for Nylon Tube Fitting	20
WH1460X8	1/2 Sleeve for Nylon Tube Fitting	10
WH1461X4	1/4 Nut for Nylon Tube Fitting	10
WH1461X6	3/8 Nut for Nylon Tube Fitting	10
WH1461X8	1/2 Nut for Nylon Tube Fitting	10
WH1484X4	1/4 Insert for Nylon Tube Fitting	20
WH1484X6	3/8 Insert for Nylon Tube Fitting	20
WH1484X8	1/2 Insert for Nylon Tube Fitting	20
WH1462X4	1/4 Tube x 1/4 Tube Union Fitting	5
WH1468X4	1/4 Tube x 1/8 MP Fitting	5
WH1469X4	1/4 Tube x 1/8 MP 90 Fitting	5
WH1462X6	3/8 Tube x 3/8 Tube Union Fitting	5
WH1468X6	3/8 Tube x 3/8 MP Fitting	5
WH1469X6	3/8 Tube x 3/8 MP 90 Fitting	5
WH1462X8	1/2 Tube x 1/2 Tube Union Fitting	5
WH1468X8	1/2 Tube x 3/8 MP Fitting	5
WH1468X9	1/2 Tube x 3/8 MP 90 Fitting	5
WH1480X	3/8 Tube x 1/4 MP 45 Fitting	5
DUR102	24-Compartment 18" Wide x 12" Deep x 3" High Large Scoop Box	1



**KIT-BNF-3**  
5/8 & 3/4 Brass Fittings

Part #	Description	Qty
WH1460X10	5/8 Sleeve for Nylon Tube Fitting	10
WH1461X10	5/8 Nut for Nylon Tube Fitting	10
WH1484X10	5/8 Insert for Nylon Tube Fitting	10
WH1460X12	3/4 Sleeve for Nylon Tube Fitting	10
WH1461X12	3/4 Nut for Nylon Tube Fitting	10
WH1484X12	3/4 Insert for Nylon Tube Fitting	10
WH1462X10	5/8 Tube x 5/8 Tube Union Fitting	4
WH1468X10	5/8 Tube x 1/2 MP Fitting	2
WH1468X10X6	5/8 Tube x 3/8 MP Fitting	2
WH1480X10	5/8 Tube x 1/2 MP 45 Fitting	2
WH1469X10	5/8 Tube x 1/2 MP 90 Fitting	2
WH1462X12	3/4 Tube x 3/4 Tube Union Fitting	2
WH1468X12	3/4 Tube x 1/2 MP Fitting	2
WH1469X12	3/4 Tube x 1/2 MP 90 Fitting	2
DUR111	20-Compartment 18" Wide x 12" Deep x 3" High Large Scoop Box	1



**KIT-BQCAB-2**  
Brass DOT Push-to-Connect Fittings

Part #	Description	Qty
WH1862X4	1/4 Tube Union Fitting	2
WH1868X4	1/4 Tube x 1/8 MP Fitting	2
WH1868X4X4	1/4 Tube x 1/4 MP Fitting	2
WH1869X4S	1/4 Tube x 1/8 MP Swivel 90 Fitting	2
WH1869X4X4S	1/4 Tube x 1/4 MP Swivel 90 Fitting	2
WH1880X4S	1/4 Tube x 1/8 MP Swivel 45 Fitting	2
WH1880X4X4S	1/4 Tube x 1/4 MP Swivel 45 Fitting	2
WH1871X4S	1/4 Tube x 1/4 Tube x 1/8 MP Swivel Run Tee Fitting	2
WH1872X4S	1/4 Tube x 1/8 MP Swivel x 1/4 Tube Branch Tee Fitting	2
WH1864X4	1/4 Tube Union Tee Fitting	2
WH1862X6	3/8 Tube Union Fitting	2
WH1868X6X2	3/8 Tube x 1/8 MP Fitting	2
WH1868X6	3/8 Tube x 1/4 MP Fitting	2
WH1869X6X2S	3/8 Tube x 1/8 MP Swivel 90 Fitting	2
WH1869X6S	3/8 Tube x 1/4 MP Swivel 90 Fitting	2
WH1880X6S	3/8 Tube x 1/4 MP Swivel 45 Fitting	2
WH1871X6S	3/8 Tube x 3/8 Tube x 1/4 MP Swivel Run Tee Fitting	2
WH1872X6S	3/8 Tube x 1/4 MP Swivel x 3/8 Tube Branch Tee Fitting	2
WH1864X6	3/8 Tube Union Tee Fitting	2
DUR102	24-Compartment 18" Wide x 12" Deep x 3" High Large Scoop Box	1

15

# ASSORTMENT KITS

## KIT-BQCAB-3

1/2 and 5/8 DOT Push-to-Connect Fittings



Part #	Description	Qty
WH1862X8	1/2 Tube Union Fitting	2
WH1864X8	1/2 Tube Union Tee Fitting	2
WH1868X8	1/2 Tube x 3/8 MP Fitting	2
WH1868X8X8	1/2 Tube x 1/2 MP Fitting	2
WH1880X8S	1/2 Tube x 3/8 MP Swivel 45 Fitting	2
WH1869X8S	1/2 Tube x 3/8 MP Swivel 90 Fitting	2
WH1869X8X8S	1/2 Tube x 1/2 MP Swivel 90 Fitting	2
WH1862X10	5/8 Tube Union Fitting	2
WH1868X10	5/8 Tube x 1/2 MP Fitting	2
WH1880X10S	5/8 Tube x 1/2 MP 45 Fitting	2
WH1869X10	5/8 Tube x 1/2 MP 90 Fitting	2
DUR111	20-Compartment 18" Wide x 12" Deep x 3" High Large Scoop Box	1

## KIT-GHF-2

Brass Garden Hose Fittings



Part #	Description	Qty
WH125GHF812	1/2 ID Hose Barb x 3/4 Female Garden Swivel Hose End	5
WH125GHF1012	5/8 ID Hose Barb x 3/4 Female Garden Swivel Hose End	5
WH125GHF1212	3/4 ID Hose Barb x 3/4 Female Garden Swivel Hose End	5
WH125GHH812	1/2 ID Hose Barb x 3/4 Male Garden Hose End	5
WH125GHH1012	5/8 ID Hose Barb x 3/4 Male Garden Hose End	5
WH125GHH1212	3/4 ID Hose Barb x 3/4 Male Garden Hose End	5
WH125GHW	Washers for Garden Hose	20
WH148GFH12X8	3/4 Female Garden Hose x 1/2 MP Adapter Brass Fitting	2
WH148GFH12X12	3/4 Female Garden Hose x 3/4 MP Adapter Brass Fitting	2
WH148GFH12X8F	3/4 Female Garden Hose x 1/2 FP Adapter Brass Fitting	2
WH148GFH12X12F	3/4 Female Garden Hose x 3/4 FP Adapter Brass Fitting	2
WH148GFHS12X12F	3/4 Female Garden Hose Swivel x 3/4 FP Adapter Brass Fitting	2
WH148GHH12X6	3/4 Male Garden Hose x 3/8 MP Adapter Brass Fitting	2
WH148GHH12X8	3/4 Male Garden Hose x 1/2 MP Adapter Brass Fitting	2
WH148GHH12X12	3/4 Male Garden Hose x 3/4 MP Adapter Brass Fitting	2
WH148GHH12X8F	3/4 Male Garden Hose x 1/2 FP Adapter Brass Fitting	2
WH148GHH12X12F	3/4 Male Garden Hose x 3/4 FP Adapter Brass Fitting	2
DUR119	Adjustable 18" Wide x 12" Deep x 3" High Large Scoop Box	1

## KIT-CQDOT-2

Composite Body UV-Resistant DOT Push-to-Connect Air Brake Fittings



Part #	Description	Qty
TRAKV2H03-00	5/32 Tube x 5/32 Tube Union Air Brake Fitting	2
TRAKV2H03-33S	5/32 Tube x 1/16 MP Air Brake Fitting	2
TRAKV2H03-34S	5/32 Tube x 1/8 MP Air Brake Fitting	2
TRAKV2L03-34S	5/32 Tube x 1/8 MP Swivel 90 Air Brake Fitting	2
TRAKV2K03-34S	5/32 Tube x 1/8 MP Swivel 45 Air Brake Fitting	2
TRAKV2T03-34S	5/32 Tube x 1/8 MP Swivel x 5/32 Tube Branch Tee Air Brake Fitting	1
TRAKV2Y03-34S	5/32 Tube x 5/32 Tube x 1/8 MP Swivel Run Tee Air Brake Fitting	1
TRAKV2T03-00	5/32 Tube x 5/32 Tube x 5/32 Tube Union Air Brake Fitting	2
TRAKV2H07-00	1/4 Tube x 1/4 Tube Air Brake Fitting	2
TRAKV2H07-34S	1/4 Tube x 1/8 MP Air Brake Fitting	2
TRAKV2H07-35S	1/4 Tube x 1/4 Tube MP Air Brake Fitting	2
TRAKV2K07-34S	1/4 Tube x 1/8 MP Swivel 45 Air Brake Fitting	2
TRAKV2K07-35S	1/4 Tube x 1/4 MP Swivel 90 Air Brake Fitting	2
TRAKV2L07-35S	1/4 Tube x 1/4 MP Swivel x 1/4 Tube Branch Tee Air Brake Fitting	2
TRAKV2Y07-35S	1/4 Tube x 1/4 Tube x 1/4 MP Swivel Air Brake Fitting	2
TRAKV2T07-00	1/4 Tube x 1/4 Tube x 1/4 Tube Tee Air Brake Fitting	2
DUR102	24-Compartment 18" Wide x 12" Deep x 3" High Large Scoop Box	1

# ASSORTMENT KITS



## KIT-CQDOT-3

Composite Body UV-Resistant DOT Push-to-Connect Air Brake Fittings

Part #	Description	Qty
TRAKV2H11-00	3/8 Tube x 3/8 Tube Air Brake Fitting	2
TRAKV2H11-34S	3/8 Tube x 1/8 MP Air Brake Fitting	2
TRAKV2H11-35S	3/8 Tube x 1/4 Air Brake Fitting	2
TRAKV2H11-36S	3/8 Tube x 3/8 Tube MP Air Brake Fitting	2
TRAKV2L11-34S	3/8 Tube x 1/8 MP Swivel 90 Air Brake Fitting	2
TRAKV2L11-35S	3/8 Tube x 1/4 Swivel 90 Air Brake Fitting	2
TRAKV2L11-36S	3/8 Tube x 3/8 MP Swivel 90 Air Brake Fitting	2
TRAKV2K11-35S	3/8 Tube x 1/4 MP Swivel 45 Air Brake Fitting	2
TRAKV2T11-00	3/8 Tube x 3/8 Tube x 3/8 Tube Tee Air Brake Fitting	2
TRAKV2H13-00	1/2 Tube x 1/2 Tube Air Brake Fitting	2
TRAKV2H13-36S	1/2 Tube x 3/8 MP Air Brake Fitting	2
TRAKV2L13-36S	1/2 Tube x 3/8 MP Swivel 90 Air Brake Fitting	2
TRAKV2K13-36S	1/2 Tube x 3/8 MP Swivel 45 Air Brake Fitting	2
TRAKV2T13-00	1/2 Tube x 1/2 Tube x 1/2 Tube Tee Air Brake Fitting	2
DUR111	20-Compartment 18" Wide x 12" Deep x 3" High Large Scoop Box	1



## KIT-CQDOT-4

5/8 and 3/8 Composite Body UV-Resistant DOT Push-to-Connect Air Brake Fittings

Part #	Description	Qty
TRAKV2H15-00	5/8 Tube x 5/8 Tube Air Brake Fitting	2
TRAKV2H15-36S	5/8 Tube x 3/8 MP Air Brake Fitting	2
TRAKV2H15-37S	5/8 Tube x 1/2 MP Air Brake Fitting	2
TRAKV2L15-36S	5/8 Tube x 3/8 MP Swivel 90 Air Brake Fitting	2
TRAKV2L15-37S	5/8 Tube x 1/2 MP Swivel 90 Air Brake Fitting	2
TRAKV2K15-36S	5/8 Tube x 3/8 MP Swivel 45 Air Brake Fitting	2
TRAKV2H19-36S	3/4 Tube x 3/8 MP Air Brake Fitting	2
TRAKV2H19-37S	3/4 Tube x 1/2 MP Air Brake Fitting	2
TRAKV2L19-37S	3/4 Tube x 1/2 MP Swivel 90 Air Brake Fitting	2
DUR119	Adjustable 18" Wide x 12" Deep x 3" High Large Scoop Box	1

## KIT-SPF-2

Steel Pipe Fittings

Part #	Description	Qty
WHC3129X2	1/8 FP Cap Steel Fitting	5
WHC3129X4	1/4 FP Cap Steel Fitting	5
WHC3129X6	3/8 FP Cap Steel Fitting	5
WHC3159X2	1/8 MP Hex Head Pipe Plug Steel Fitting	5
WHC3159X4	1/4 MP Hex Head Pipe Plug Steel Fitting	5
WHC3159X6	3/8 MP Hex Head Pipe Plug Steel Fitting	5
WHC3109X4X2	1/4 x 1/8 Reducing Bushing Steel Fitting	5
WHC3109X6X2	3/8 x 1/8 Reducing Bushing Steel Fitting	5
WHC3109X6X4	3/8 x 1/4 Reducing Bushing Steel Fitting	5
WHC3109X8X6	1/2 x 3/8 Reducing Bushing Steel Fitting	5
WHC3069X2	1/8 MP Hex Nipple Steel Fitting	5
WHC3069X4	1/4 MP Hex Nipple Steel Fitting	5
WHC3069X6	3/8 MP Hex Nipple Steel Fitting	5
WHC3309X2	1/8 FP x 1/8 FP Coupling Steel Fitting	5
WHC3309X4	1/4 FP x 1/4 FP Coupling Steel Fitting	5
WHC3309X6	3/8 FP x 3/8 FP Coupling Steel Fitting	5
WHC3409X2	1/8 MP x 1/8 FP 90 Steel Fitting	5
WHC3409X4	1/4 MP x 1/4 FP 90 Steel Fitting	5
WHC3409X6	3/8 MP x 3/8 FP 90 Steel Fitting	5
WHC3709X2	1/8 FP x 1/8 FP x 1/8 FP Tee Steel Fitting	2
WHC3709X4	1/4 FP x 1/4 FP x 1/4 FP Tee Steel Fitting	2
WHC3709X6	3/8 FP x 3/8 FP x 3/8 FP Tee Steel Fitting	2
DUR102	24-Compartment 18" Wide x 12" Deep x 3" High Large Scoop Box	1

**IMAGE  
COMING  
SOON**

# ASSORTMENT KITS

## KIT-SPF-3 Steel Pipe Fittings



Part #	Description	Qty
WHC3129X8 WHC3129X12	1/2 FP Cap Steel Fitting 3/4 FP Cap Steel Fitting	2 2
WHC3159X8 WHC3159X12	1/2 MP Hex Head Pipe Plug Steel Fitting 3/4 MP Hex Head Pipe Plug Steel Fitting	2 2
WHC3109X12X4 WHC3109X12X6 WHC3109X12X8 WHC3109X16X8 WHC3109X16X12	3/4 x 1/4 Reducing Bushing Steel Fitting 3/4 x 3/8 Reducing Bushing Steel Fitting 3/4 x 1/2 Reducing Bushing Steel Fitting 1 x 1/2 Reducing Bushing Steel Fitting 1 x 3/4 Reducing Bushing Steel Fitting	2 2 2 2 2
WHC3069X8 WHC3069X12	1/2 MP Hex Nipple Steel Fitting 3/4 MP Hex Nipple Steel Fitting	2 2
WHC3409X8 WHC3409X12	1/2 FP x 1/2 FP Coupling Steel Fitting 3/4 FP x 3/4 FP Coupling Steel Fitting	2 2
WHC3709X8 WHC3709X12	1/2 FP x 1/2 FP x 1/2 FP Tee Steel Fitting 3/4 FP x 3/4 FP x 3/4 FP Tee Steel Fitting	2 2
DUR111	20-Compartment 18" Wide x 12" Deep x 3" High Large Scoop Box	1

## KIT-SPF-4 Steel Pipe Fittings



Part #	Description	Qty
WHC3129X16 WHC3159X16 WHC3109X16X8 WHC3109X16X12 WHC3109X20X16 WHC3069X16 WHC3309X16 WHC3409X16 WHC3709X16	1 FP Cap Steel Fitting 1 MP Hex Head Pipe Plug Steel Fitting 1 x 1/2 Reducing Bushing Steel Fitting 1 x 3/4 Reducing Bushing Steel Fitting 1-1/4 x 1 Reducing Bushing Steel Fitting 1 MP Hex Nipple Steel Fitting 1 FP x 1 FP Coupling Steel Fitting 1 MP x 1 FP 90° Street Elbow Steel Fitting 1 FP x 1 FP x 1 FP Tee Steel Fitting	2 2 2 2 2 2 2 2 2
DUR115	12-Compartment 18" Wide x 12" Deep x 3" High Large Scoop Box	1

## KIT-ORS-1 ORS Steel Fittings



Part #	Description	Qty
WH4129X4 WH4129X6 WH4129X8 WH4129X10 WH4129X12 WH4129X16	1/4 ORS Cap Steel Fitting 3/8 ORS Cap Steel Fitting 1/2 ORS Cap Steel Fitting 5/8 ORS Cap Steel Fitting 3/4 ORS Cap Steel Fitting 1 ORS Cap Steel Fitting	2 2 2 2 2 2
WH4229X4 WH4229X6 WH4229X8 WH4229X10 WH4229X12 WH4229X16	1/4 ORS Plug Steel Fitting 3/8 ORS Plug Steel Fitting 1/2 ORS Plug Steel Fitting 5/8 ORS Plug Steel Fitting 3/4 ORS Plug Steel Fitting 1 ORS Plug Steel Fitting	2 2 2 2 2 2
DUR209	16-Compartment 13*3/8" Wide x 9-1/4" Deep x 2" High Small Scoop Box	1

# ASSORTMENT KITS



## KIT-ORS-3

ORS Steel Fittings

Part #	Description	Qty
WH4129X4	1/4 ORS Cap Steel Fitting	5
WH4129X6	3/8 ORS Cap Steel Fitting	4
WH4129X8	1/2 ORS Cap Steel Fitting	4
WH4129X10	5/8 ORS Cap Steel Fitting	2
WH4129X12	3/4 ORS Cap Steel Fitting	2
WH4129X16	1 ORS Cap Steel Fitting	2
WH4229X4	1/4 ORS Plug Steel Fitting	5
WH4229X6	3/8 ORS Plug Steel Fitting	4
WH4229X8	1/2 ORS Plug Steel Fitting	4
WH4229X10	5/8 ORS Plug Steel Fitting	2
WH4229X12	3/4 ORS Plug Steel Fitting	2
WH4229X16	1 ORS Plug Steel Fitting	2
DUR206	20-Compartment 13-3/8" Wide x 9-1/4" Deep x 2" High Small Scoop Box	1

## KIT-BSPP-2

BSPP Steel Fittings



Part #	Description	Qty
AD9030-02	1/8-28 BSPP Hex Head Plug Steel Fitting	5
AD9030-04	1/4-19 BSPP Hex Head Plug Steel Fitting	5
AD9030-06	3/8-19 BSPP Hex Head Plug Steel Fitting	5
AD9030-08	1/2 BSPP Hex Head Plug Steel Fitting	5
AD9030-10	5/8 BSPP Hex Head Plug Steel Fitting	4
AD9030-12	3/4 BSPP Hex Head Plug Steel Fitting	4
AD9030-16	1 BSPP Hex Head Plug Steel Fitting	2
AD9030-20	1-1/4 BSPP Hex Head Plug Steel Fitting	2
AD9033-02	1/8-28 BSPP Swivel Cap Steel Fitting	5
AD9033-04	1/4-19 BSPP Swivel Cap Steel Fitting	5
AD9033-06	3/8-19 BSPP Swivel Cap Steel Fitting	5
AD9033-08	1/2-14 BSPP Swivel Cap Steel Fitting	5
AD9033-10	5/8-14 BSPP Swivel Cap Steel Fitting	4
AD9033-12	3/4-14 BSPP Swivel Cap Steel Fitting	2
AD9033-16	1-11 BSPP Swivel Cap Steel Fitting	2
AD9033-20	1-1/4-11 BSPP Swivel Cap Steel Fitting	2
DUR111	20-Compartment 18" Wide x 12" Deep x 3" High Large Scoop Box	1

## KIT-JIS-2

BSPP and JIS Steel Fittings



Part #	Description	Qty
AD9030-04	1/4-19 BSPP Hex Head Plug Steel Fitting	2
AD9030-06	3/8-19 BSPP Hex Head Plug Steel Fitting	2
AD9030-08	1/2 BSPP Hex Head Plug Steel Fitting	2
AD9030-12	3/4 BSPP Hex Head Plug Steel Fitting	2
AD9030-16	1 BSPP Hex Head Plug Steel Fitting	2
AD9033-04	1/4-19 BSPP Swivel Cap Steel Fitting	2
AD9033-06	3/8-19 BSPP Swivel Cap Steel Fitting	2
AD9033-08	1/2-14 BSPP Swivel Cap Steel Fitting	2
AD9033-12	3/4-14 BSPP Swivel Cap Steel Fitting	2
AD9033-16	1-11 BSPP Swivel Cap Steel Fitting	2
AD9221-04	1/4-19 JIS 30 Cone Plug Steel Fitting	2
AD9221-06	3/8-19 JIS 30 Cone Plug Steel Fitting	2
AD9221-08	1/2-14 JIS 30 Cone Plug Steel Fitting	2
AD9221-12	3/4-14 JIS 30 Cone Plug Steel Fitting	1
AD9221-16	1-11 JIS 30 Cone Plug Steel Fitting	1
AD9222-04	1/4-19 JIS 30 Cone Cap Steel Fitting	2
AD9222-06	3/8-19 JIS 30 Cone Cap Steel Fitting	2
AD9222-08	1/2-14 JIS 30 Cone Cap Steel Fitting	2
AD9222-12	3/4-14 JIS 30 Cone Cap Steel Fitting	1
AD9222-16	1-11 JIS 30 Cone Cap Steel Fitting	1
DUR111	20-Compartment 13-3/8" Wide x 9-1/4" Deep x 2" High Small Scoop Box	1

15



# ASSORTMENT KITS

## KIT-JIC-2 JIC Steel Fittings



Part #	Description	Qty
WHC5129X4	1/4 JIC Cap Steel Fitting	5
WHC5129X5	5/16 JIC Cap Steel Fitting	5
WHC5129X6	3/8 JIC Cap Steel Fitting	5
WHC5129X8	1/2 JIC Cap Steel Fitting	5
WHC5129X10	5/8 JIC Cap Steel Fitting	5
WHC5129X12	3/4 JIC Cap Steel Fitting	5
WHC5129X16	1 JIC Cap Steel Fitting	2
WHC5129X20	1-1/4 JIC Cap Steel Fitting	1
WHC5129X24	1-1/2 JIC Cap Steel Fitting	1
WHC5529X4	1/4 JIC Plug Steel Fitting	5
WHC5529X5	5/16 JIC Plug Steel Fitting	5
WHC5529X6	3/8 JIC Plug Steel Fitting	5
WHC5529X8	1/2 JIC Plug Steel Fitting	5
WHC5529X10	5/8 JIC Plug Steel Fitting	5
WHC5529X12	3/4 JIC Plug Steel Fitting	5
WHC5529X16	1 JIC Plug Steel Fitting	5
WHC5529X20	1-1/4 JIC Plug Steel Fitting	1
WHC5529X24	1-1/2 JIC Plug Steel Fitting	1
DUR111	20-Compartment 18" Wide x 12" Deep x 3" High Large Scoop Box	1

## KIT-JIC-3 JIC Steel Fittings



Part #	Description	Qty
WHC5305X4	1/4 JIC x 1/4 JIC Union Steel Fitting	2
WHC5305X5	5/16 JIC x 5/16 JIC Union Steel Fitting	2
WHC5305X6	3/8 JIC x 3/8 JIC Union Steel Fitting	2
WHC5205X4	1/4 JIC x 1/8 MP Steel Fitting	2
WHC5205X4X4	1/4 JIC x 1/4 MP Steel Fitting	2
WHC5205X5	5/16 JIC x 1/8 MP Steel Fitting	2
WHC5205X5X4	1/4 JIC x 1/4 MP Steel Fitting	2
WHC5205X6	3/8 JIC x 1/4 MP Steel Fitting	2
WHC5205X6X6	3/8 JIC x 3/8 MP Steel Fitting	2
WHC5405X4	1/4 JIC x 1/8 MP 90 Steel Fitting	2
WHC5405X5	5/16 JIC x 1/8 MP 90 Steel Fitting	2
WHC5405X6	3/8 JIC x 1/4 MP 90 Steel Fitting	2
WHC5355X4	1/4 JIC x 1/8 MP 45 Steel Fitting	2
WHC5355X5	5/16 JIC x 1/8 MP 45 Steel Fitting	2
WHC5355X6	3/8 JIC x 1/4 MP 45 Steel Fitting	2
WHC5506X4	1/4 JIC x 1/4 JIC Female 90 Steel Fitting	2
WHC5506X5	5/16 JIC x 5/16 JIC Female Swivel 90 Steel Fitting	2
WHC5506X6	3/8 JIC x 3/8 JIC Female Swivel 90 Steel Fitting	2
WHC5706X4	1/4 JIC x 1/4 JIC x 1/4 JIC Female Swivel Nut Run Tee Steel Fitting	2
WHC5706X5	5/16 JIC x 5/16 JIC x 5/16 JIC Female Swivel Nut Run Tee Steel Fitting	2
WHC5706X6	3/8 JIC x 3/8 JIC x 3/8 JIC Female Swivel Nut Run Tee Steel Fitting	2
DUR102	24-Compartment 18" Wide x 12" Deep x 3" High Large Scoop Box	1

## KIT-JIC-4 JIC Plastic Cap and Plug Fittings



Part #	Description	Qty
CAP-CD4	1/4 JIC Threaded Plastic Cap	10
CAP-CD5	5/16 JIC Threaded Plastic Cap	10
CAP-CD6	3/8 JIC Threaded Plastic Cap	10
CAP-CD6A	3/8 SAE Threaded Plastic Cap	10
CAP-CD8	1/2 JIC Threaded Plastic Cap	5
CAP-CD10	5/8 JIC Threaded Plastic Cap	5
CAP-CD12	3/4 JIC Threaded Plastic Cap	5
CAP-CD12A	3/4 SAE Threaded Plastic Cap	5
CAP-CD16	1 JIC Threaded Plastic Cap	2
CAP-CD20	1-1/4 Threaded Plastic Cap	2
CAP-PD40	1/4 JIC Threaded Plastic Plug	10
CAP-PD50	5/16 JIC Threaded Plastic Plug	10
CAP-PD60	3/8 JIC Threaded Plastic Plug	10
CAP-PD65	3/8 SAE JIC Threaded Plastic Plug	10
CAP-PD80	1/2 JIC Threaded Plastic Plug	5
CAP-PD100	5/8 JIC Threaded Plastic Plug	5
CAP-PD120	3/4 JIC Threaded Plastic Plug	5
CAP-PD160	1 JIC Threaded Plastic Plug	2
CAP-PD200	1-1/4 JIC Threaded Plastic Plug	2
DUR111	20-Compartment 18" Wide x 12" Deep x 3" High Large Scoop Box	1

15

# ASSORTMENT KITS



## KIT-JIC-6

JIC 1/4, 5/16, & 3/8 ORB Adapter Steel Fittings

Part #	Description	Qty
WHC5315X4	1/4 JIC x 1/4 O-Ring Straight Thread Steel Fitting	2
WHC5315X5X4	5/16 JIC x 1/4 O-Ring Straight Thread Steel Fitting	2
WHC5315X5	5/16 JIC x 5/16 O-Ring Straight Thread Steel Fitting	2
WHC5315X5X6	5/16 JIC x 3/8 O-Ring Straight Thread Steel Fitting	2
WHC5315X6X4	3/8 JIC x 1/4 O-Ring Straight Thread Steel Fitting	2
WHC5315X6	3/8 JIC x 3/8 O-Ring Straight Thread Steel Fitting	2
WHC5365X4	1/4 JIC x 1/4 O-Ring Straight Thread 45 Steel Fitting	2
WHC5365X5	5/16 JIC x 5/16 O-Ring Straight Thread 45 Steel Fitting	2
WHC5365X6	3/8 JIC x 3/8 O-Ring Straight Thread 45 Steel Fitting	2
WHC5515X4	1/4 JIC x 1/4 O-Ring Straight Thread 90 Steel Fitting	2
WHC5515X5	5/16 JIC x 5/16 O-Ring Straight 90 Steel Fitting	2
WHC5515X6	3/8 JIC x 3/8 O-Ring Straight Thread 90 Steel Fitting	2
WHC5716X4	1/4 JIC x 1/4 JIC x 1/4 O-Ring Straight Thread Run Tee Steel Fitting	2
WHC5716X6	3/8 JIC x 3/8 JIC x 3/8 O-Ring Run Tee Steel Fitting	2
WHC5715X4	1/4 JIC x 1/4 ORB x 1/4 JIC Branch Tee Steel Fitting	2
WHC5715X6	3/8 JIC x 3/8 ORB x 3/8 JIC Branch Tee Steel Fitting	2
DUR111	20-Compartment 18" Wide x 12" Deep x 3" High Large Scoop Box	1

## KIT-CAP-2

Non-Threaded Plastic Caps and Plugs



Part #	Description	Qty
CAP-T4	.419 to .485 Tapered Non-Threaded Plastic Cap/Plug	20
CAP-T4X	.447 to .513 Tapered Non-Threaded Plastic Cap/Plug	20
CAP-T5	.471 to .547 Tapered Non-Threaded Plastic Cap/Plug	20
CAP-T6	.532 to .608 Tapered Non-Threaded Plastic Cap/Plug	10
CAP-T6X	.550 to .631 Tapered Non-Threaded Plastic Cap/Plug	10
CAP-T7	.580 to .667 Tapered Non-Threaded Plastic Cap/Plug	10
CAP-T8X	.675 to .755 Tapered Non-Threaded Plastic Cap/Plug	5
CAP-T9	.690 to .788 Tapered Non-Threaded Plastic Cap/Plug	5
CAP-T9X	.723 to .823 Tapered Non-Threaded Plastic Cap/Plug	5
CAP-T11	.802 to .911 Tapered Non-Threaded Plastic Cap/Plug	5
CAP-T11X	.815 to .930 Tapered Non-Threaded Plastic Cap/Plug	5
CAP-T12X	.915 to 1.040 Tapered Non-Threaded Plastic Cap/Plug	5
CAP-T13	.964 to 1.090 Tapered Non-Threaded Plastic Cap/Plug	5
CAP-T13X	.995 to 1.145 Tapered Non-Threaded Plastic Cap/Plug	5
CAP-T14	1.094 to 1.215 Tapered Non-Threaded Plastic Cap/Plug	5
CAP-T15X	1.235 to 1.360 Tapered Non-Threaded Plastic Cap/Plug	5
Cap-T16	1.312 to 1.465 Tapered Non-Threaded Plastic Cap/Plug	5
DUR102	24-Compartment 18" Wide x 12" Deep x 3" High Large Scoop Box	1

## KIT-MTCP-2

Metric Light and Severe Steel Fittings



Part #	Description	Qty
MAL14X06L	6mm Tube Light M12 x 1.5 Thread Hex Tube Plug	2
MAL14X06S	6mm Tube Severe M12 x 1.5 Thread Hex Tube Plug	2
MAL14X08L	8mm Tube Light M14 x 1.5 Thread Hex Tube Plug	2
MAL14X08S	8mm Tube Severe M16 x 1.5 Thread Hex Tube Plug	2
MAL14X10L	10mm Tube Light M16 x 1.5 Thread Hex Tube Plug	2
MAL14X10S	10mm Tube Severe M18 x 1.5 Thread Hex Tube Plug	2
MAL14X12L	12mm Tube Light M18 x 1.5 Thread Hex Tube Plug	2
MAL14X12S	12mm Tube Severe M20 x 1.5 Thread Hex Tube Plug	2
MAL14X14S	14mm Tube Severe M22 x 1.5 Thread Hex Tube Plug	2
MAL1506L	6mm Tube Light M12 x 1.5 Thread Hex Tube Cap	2
MAL1506S	6mm Tube Severe M14 x 1.5 Thread Hex Tube Cap	2
MAL1508L	8mm Tube Light M14 x 1.5 Thread Hex Tube Cap	2
MAL1508S	8mm Tube Severe M16 x 1.5 Thread Hex Tube Cap	2
MAL1510L	10mm Tube Light M16 x 1.5 Thread Hex Tube Cap	2
MAL1510S	10mm Tube Severe M18 x 1.5 Thread Hex Tube Cap	2
MAL1521L	12mm Tube Light M18 x 1.5 Thread Hex Tube Cap	2
MAL1521S	12mm Tube Severe M20 x 1.5 Thread Hex Tube Cap	2
MAL1514S	14mm Tube Severe M22 x 1.5 Thread Hex Tube Cap	2
MAL1306SLR	6mm Tube Blanking Plug	2
MAL1308LS	8mm Tube Blanking Plug	2
MAL1310LSR	10mm Tube Blanking Plug	2
MAL1312LS	12mm Tube Blanking Plug	2
MAL1314SR	14mm Tube Blanking Plug with O-Ring	2
DUR102	24-Compartment 18" Wide x 12" Deep x 3" High Large Scoop Box	1

# ASSORTMENT KITS

## KIT-MTCP-3

Metric Light and Severe Steel Fittings



Part #	Description	Qty
MAL14X15L	15mm Tube Light M22 x 1.5 Thread Hex Tube Plug	2
MAL14X16S	16mm Tube Severe M24 x 1.5 Thread Hex Tube Plug	2
MAL14X18L	18mm Tube Light M26 x 1.5 Thread Hex Tube Plug	2
MAL14X20S	20mm Tube Severe M30 x 2.0 Thread Hex Tube Plug	2
MAL14X22L	22mm Tube Light M30 x 2.0 Thread Hex Tube Plug	2
MAL14X25S	25mm Tube Severe M36 x 2.0 Thread Hex Tube Plug	2
MAL1515L	15mm Tube Light M22 x 1.5 Thread Hex Tube Cap	2
MAL1516S	16mm Tube Severe M24 x 1.5 Thread Hex Tube Cap	2
MAL1518L	18mm Tube Light M26 x 1.5 Thread Hex Tube Cap	2
MAL1520S	20mm Tube Severe M30 x 2.0 Thread Hex Tube Cap	2
MAL1522L	22mm Tube Light M30 x 2.0 Thread Hex Tube Cap	2
MAL1525S	25mm Tube Severe M36 x 2.0 Thread Hex Tube Cap	2
MAL1315LR	15mm Tube Blanking Plug	2
MAL1316SR	16mm Tube Blanking Plug	2
MAL1318LR	18mm Tube Blanking Plug with O-Ring	2
MAL1320S	20mm Tube Blanking Plug	2
MAL1322LR	22mm Tube Blanking Plug	2
MAL1325S	25mm Tube Blanking Plug	2
DUR111	20-Compartment 18" Wide x 12" Deep x 3" High Large Scoop Box	1

## KIT-HHS-2

Heater Hose Steel Fittings



Part #	Description	Qty
COR1712-106	5/8 Hose x 3/8 MP Steel Nipple	2
COR1712-107	5/8 Hose x 1/2 MP Steel Nipple	2
COR1712-128	3/4 Hose x 1/2 MP Steel Nipple	2
COR1712-1612	1 Hose x 3/4 MP Steel Nipple	2
COR1716-108	5/8 Hose x 1/2 MP 90 Fitting	2
COR1716-126	3/4 Hose x 3/8 MP 90 Fitting	1
COR1716-128	3/4 Hose x 1/2 MP 90 Fitting	1
COR1717-128	3/4 Hose x 1/2 MP 45 Hose End Fitting	2
COR1718-10	5/8 Hose x 5/8 Hose x 5/8 Hose Tee Splicer	2
COR1718-12	3/4 Hose x 3/4 Hose x 3/4 Hose Tee Splicer	2
COR1719-10	5/8 Hose x 5/8 Hose x 5/8 Hose Tee Splicer	1
COR1719-12	3/4 Y Connector	1
COR1720-8	1/2 Hose x 1/2 Hose Splicer	2
COR1720-10	5/8 Hose x 5/8 Hose Splicer	2
COR1720-12	3/4 Hose x 3/4 Hose Splicer	2
COR1721-108	5/8 x 1/2 Reducing Hose Splice	2
COR1721-1210	3/4 x 5/8 Reducing Hose Splice	2
COR1721-1612	1 x 3/4 Reducing Hose Splice	2
COR880-1010	5/8 Hose x 5/8 Hose In-Line Shut Off Valve	1
COR885-106	5/8 Hose x 3/8 MP 45 Shut Off Valve	1
DUR111	20-Compartment 18" Wide x 12" Deep x 3" High Large Scoop Box	1

## KIT-BP40-2

Black Pipe Schedule 40 Fittings



Part #	Description	Qty
BP40-3129X2	1/8 FP Cap Black Malleable Pipe Fitting	5
BP40-3129X4	1/4 FP Cap Black Malleable Pipe Fitting	5
BP40-3129X6	3/8 FP Cap Black Malleable Pipe Fitting	5
BP40-3129X8	1/2 FP Cap Black Malleable Pipe Fitting	5
BP40-3151X2	1/8 MP Square Head Plug Black Malleable Pipe Fitting	5
BP40-3151X4	1/4 MP Square Head Plug Black Malleable Pipe Fitting	5
BP40-3151X6	3/8 MP Square Head Plug Black Malleable Pipe Fitting	5
BP40-3151X8	1/2 MP Square Head Plug Black Malleable Pipe Fitting	5
BP40-3326X2	1/8 MP x Close Nipple Black Steel Pipe Fitting	5
BP40-3326X4	1/4 MP x Close Nipple Black Steel Pipe Fitting	5
BP40-3326X6	3/8 MP x Close Nipple Black Steel Pipe Fitting	5
BP40-3326X8	1/2 MP x Close Nipple Black Steel Pipe Fitting	5
BP40-3328X2	1/8 MP x 2 Nipple Black Steel Pipe Fitting	5
BP40-3328X4	1/4 MP x 2 Nipple Black Steel Pipe Fitting	5
BP40-3328X6	3/8 MP x 2 Nipple Black Steel Pipe Fitting	5
BP40-3300X2	1/8 FP x 1/8 FP Coupling Black Malleable Pipe Fitting	5
BP40-3300X4	1/4 FP x 1/4 FP Coupling Black Malleable Pipe Fitting	5
BP40-3300X6	3/8 FP x 3/8 FP Coupling Black Malleable Pipe Fitting	5
BP40-3300X8	1/2 FP x 1/2 FP Coupling Black Malleable Pipe Fitting	5
DUR102	24-Compartment 18" Wide x 12" Deep x 3" High Large Scoop Box	1

15

# ASSORTMENT KITS



**KIT-BP40-3**  
Black Pipe Schedule 40 Fittings

Part #	Description	Qty
BP40-3220X4X2	1/4 x 1/8 Reducing Bushing Black Malleable Pipe Fitting	5
BP40-3220X6X4	3/8 x 1/4 Reducing Bushing Black Malleable Pipe Fitting	5
BP40-3220X6X2	3/8 x 1/8 Reducing Bushing Black Malleable Pipe Fitting	5
BP40-3220X8X4	1/2 x 1/4 Reducing Bushing Black Malleable Pipe Fitting	4
BP40-3220X8X6	1/2 x 3/8 Reducing Bushing Black Malleable Pipe Fitting	4
BP40-3220X12X4	3/4 x 1/4 Reducing Bushing Black Malleable Pipe Fitting	2
BP40-3220X12X6	3/4 x 3/8 Reducing Bushing Black Malleable Pipe Fitting	2
BP40-3220X12X8	3/4 x 1/2 Reducing Bushing Black Malleable Pipe Fitting	2
BP40-3500X2	1/8 FP x 1/8 FP 90 Elbow Black Malleable Pipe Fitting	5
BP40-3500X4	1/4 FP x 1/4 FP 90 Elbow Black Malleable Pipe Fitting	5
BP40-3500X6	3/8 FP x 3/8 FP 90 Elbow Black Malleable Pipe Fitting	5
BP40-3500X8	1/2 FP x 1/2 FP 90 Elbow Black Malleable Pipe Fitting	2
BP40-129X2	1/8 FP x 1/8 FP 45 Black Malleable Pipe Fitting	5
BP40-129X4	1/4 FP x 1/4 FP 45 Black Malleable Pipe Fitting	5
BP40-129X6	3/8 FP x 3/8 FP 45 Black Malleable Pipe Fitting	2
BP40-129X8	1/2 FP x 1/2 FP 45 Black Malleable Pipe Fitting	2
BP40-3700X2	1/8 FP x 1/8 FP x 1/8 FP Tee Black Malleable Pipe Fitting	2
BP40-3700X4	1/4 FP x 1/4 FP x 1/4 FP Tee Black Malleable Pipe Fitting	2
BP40-3700X6	3/8 FP x 3/8 FP x 3/8 FP Tee Black Malleable Pipe Fitting	2
BP40-3700X8	1/2 FP x 1/2 FP x 1/2 FP Tee Black Malleable Pipe Fitting	2
DUR102	24-Compartment 18" Wide x 12" Deep x 3" High Large Scoop Box	1



**KIT-3M-2**  
3M Roloc Surface Conditioning Discs and Roloc Green Corps Fibre Discs

Part #	Description	Qty
3M7480	2" Diameter Coarse Brown Roloc Surface Conditioning Disc	25
3M7481	2" Diameter Medium Maroon Roloc Surface Conditioning Disc	25
3MAB-01398	2" Diameter 24X Black Roloc Green Corps Fibre Disc	25
3MAB-01397	2" Diameter 36X Brown Roloc Green Corps Fibre Disc	25
3MAB-01396	2" Diameter 50X Brown Roloc Green Corps Fibre Disc	25
3M5539	2" Diameter Roloc Disc Pad Assembly	1
DUR119	Adjustable 18" Wide x 12" Deep x 3" High Large Scoop Box	1



**KIT-WEIL-2**  
Weiler Plastic Twist Style Surface Conditioning Discs

Part #	Description	Qty
WEIL51532	2" Diameter Coarse Brown Roloc Plastic Twist Style Disc	20
WEIL51531	2" Diameter Medium Maroon Roloc Plastic Twist Style Disc	20
WEIL51530	2" Diameter Very Fine Blue Roloc Plastic Twist Style Disc	10
WEIL51535	3" Diameter Coarse Brown Roloc Plastic Twist Style Disc	10
WEIL51534	3" Diameter Medium Maroon Roloc Plastic Twist Style Disc	10
WEIL51533	3" Diameter Very Fine Blue Roloc Plastic Twist Style Disc	5
WEIL51551	2" Diameter Roloc Disc Pad Assembly	1
WEIL51552	3" Diameter Roloc Disc Pad Assembly	1
DUR119	Adjustable 18" Wide x 12" Deep x 3" High Large Scoop Box	1



**KIT-WEIL-3**  
Weiler 2" Diameter Roloc Type Surface Conditioning Discs and Blending Discs

Part #	Description	Qty
WEIL51532	2" Diameter Coarse Brown Roloc Plastic Twist Style Disc	25
WEIL51531	2" Diameter Medium Maroon Roloc Plastic Twist Style Disc	25
WEIL60118	2" Diameter x 36X Aluminum Oxide Blending Roloc Quick Change Disc	25
WEIL60121	2" Diameter x 60X Aluminum Oxide Blending Roloc Quick Change Disc	25
WEIL60122	2" Diameter x 80X Aluminum Oxide Blending Roloc Quick Change Disc	25
WEIL51551	2" Diameter Roloc Disc Pad Assembly	1
DUR119	Adjustable 18" Wide x 12" Deep x 3" High Large Scoop Box	1

# ASSORTMENT KITS

## KIT-WEIL-4

Weiler 2" Diameter Roloc Type Surface Conditioning Discs and Blending Discs



Part #	Description	Qty
WEIL60118	2" Diameter x 36x Aluminum Oxide Blending Roloc Quick Change Disc	25
WEIL60121	2" Diameter x 60x Aluminum Oxide Blending Roloc Quick Change Disc	25
WEIL60122	2" Diameter x 80X Aluminum Oxide Blending Roloc Quick Change Disc	25
WEIL60124	2" Diameter x 120X Aluminum Oxide Blending Roloc Quick Change Disc	25
WEIL60131	3" Diameter x 36x Aluminum Oxide Blending Roloc Quick Change Disc	10
WEIL60134	2" Diameter x 60X Aluminum Oxide Blending Roloc Quick Change Disc	10
WEIL60135	3" Diameter x 80X Aluminum Oxide Blending Roloc Quick Change Disc	10
WEIL60137	3" Diameter x 120X Aluminum Oxide Blending Roloc Quick Change Disc	10
WEIL51551	2" Diameter Roloc Disc Pad Assembly	1
WEIL51552	3" Diameter Roloc Disc Pad Assembly	1
DUR115	12-Compartment 18" Wide x 12" Deep x 3" High Large Scoop Box	1

## KIT-3MAB-2

3M Roloc Green Corps Fibre Discs and Cut Off Wheels



Part #	Description	Qty
3MAB-01396	2" Diameter 50X Green Roloc Green Corps Fibre Disc	25
3MAB-01397	2" Diameter 36X Brown Roloc Green Corps Fibre Disc	25
3MAB-01398	2" Diameter 24X Black Roloc Green Corps Fibre Disc	25
3M1989	3" Diameter x 1/32 Thick x 3/8 Arbor 35000 RPM Green Corps Cut Off Wheel	10
3M1990	3" Diameter x 1/16 Thick x 3/8 Arbor 28000 RPM Green Corps Cut Off Wheel	10
3M5539	2" Diameter Roloc Disc Pad Assembly	1
WEIL07727	3/8" Arbor Size x 1/4 Shaft Drive Arbor	1
DUR119	Adjustable 18" Wide x 12" Deep x 3" High Large Scoop Box	1

## KIT-CUTOFF-2

Weiler Cut Off Wheels and Roloc Quick Change Discs



Part #	Description	Qty
WEIL56062	3" Diameter x .035 Thick x 3/8 Arbor 25000 RPM A60T Cut Off Wheel	10
WEIL56068	3" Diameter x 1/16 Thick x 3/8 Arbor 25000 RPM A36T Cut Off Wheel	5
WEIL56076	3" Diameter x 1/8 Thick x 3/8 Arbor 25000 RPM A36T Cut Off Wheel	5
WEIL07727	3/8" Arbor Size x 1/4 Shaft Drive Arbor	1
WEIL60121	2" Diameter x 60X Aluminum Oxide Blending Roloc Quick Change Disc	10
WEIL60122	2" Diameter x 80X Aluminum Oxide Blending Roloc Quick Change Disc	10
WEIL60124	2" Diameter x 120X Aluminum Oxide Blending Roloc Quick Change Disc	10
WEIL51551	2" Diameter Roloc Disc Pad Assembly	1
DUR119	Adjustable 18" Wide x 12" Deep x 3" High Large Scoop Box	1

## KIT-FLAPWHEEL-2

Weiler Straight Shank Mounted Flap Wheels



Part #	Description	Qty
WEIL52003	1" Diameter x 1 Wide 60X 1/4 Straight Shank Mounted Flap Wheel	2
WEIL52004	1" Diameter x 1 Wide 80X 1/4 Straight Shank Mounted Flap Wheel	2
WEIL52005	1" Diameter x 1 Wide 120X 1/4 Straight Shank Mounted Flap Wheel	2
WEIL52015	2" Diameter x 1 Wide 60X 1/4 Straight Shank Mounted Flap Wheel	2
WEIL52016	2" Diameter x 1 Wide 80X 1/4 Straight Shank Mounted Flap Wheel	2
WEIL52017	2" Diameter x 1 Wide 120X 1/4 Straight Shank Mounted Flap Wheel	2
WEIL52027	3" Diameter x 1 Wide 60X 1/4 Straight Shank Mounted Flap Wheel	1
WEIL52028	3" Diameter x 1 Wide 80X 1/4 Straight Shank Mounted Flap Wheel	1
WEIL52029	3" Diameter x 1 Wide 120X 1/4 Straight Shank Mounted Flap Wheel	1
DUR119	Adjustable 18" Wide x 12" Deep x 3" High Large Scoop Box	1

# ASSORTMENT KITS



## KIT-RIVET-2

Steel/Steel and Aluminum Pop Rivets

Part #	Description	Qty
CEBSS44	1/8 Diameter x .188-.250 Grip Range x .400 Length Steel/Steel	50
CEBSS54	5/32 Diameter x .188-.250 Grip Range x .425 Length Steel/Steel	50
CEBSS56	5/32 Diameter x .251-.375 Grip Range x .550 Length Steel/Steel	50
CEBS64	3/16 Diameter x .250-.375 Grip Range x .450 Length Steel/Steel	50
CEBSS66	3/16 Diameter x .251-.375 Grip Range x .575 Length Steel/Steel	50
CEBSS68	3/16 Diameter x .376-.500 Grip Range x .700 Length Steel/Steel	50
CEBLS68	3/16 Diameter x .376-.500 Grip Range x .700 Length Large Flange Steel/Steel	50
CEBLS610	3/16 Diameter x .501-.625 Grip Range x .825 Length Large Flange Steel/Steel	25
CEBSS86	1/4 Diameter x .251-.375 Grip Range x .625 Length Steel/Steel	25
CEBSS88	1/4 Diameter x .376-.500 Grip Range x .750 Length Steel/Steel	25
CEBSS810	1/4 Diameter x .501-.625 Grip Range x .825 Length Steel/Steel	25
CEBAA44	1/8 Diameter x .188-.250 Grip Range x .400 Length Aluminum	50
CEBAA56	5/32 Diameter x .251-.375 Grip Range x .550 Length Aluminum	50
CEBAA66	3/16 Diameter x .251-.375 Grip Range x .575 Length Aluminum	25
CEBAA68	3/16 Diameter x .376-.500 Grip Range x .700 Length Aluminum	25
CEBLAA66	3/16 Diameter x .251-.375 Grip Range x .575 Length Large Flange Aluminum	25
CEBLAA68	3/16 Diameter x .376-.500 Grip Range x .700 Length Large Flange Aluminum	25
CEBAA86	1/4 Diameter x .251-.375 Grip Range x .625 Length Aluminum	25
CEBAA88	1/4 Diameter x .376-.500 Grip Range x .750 Length Aluminum	25
DUR102	24-Compartment 18" Wide x 12" Deep x 3" High Large Scoop Box	1

## KIT-RIVET-3

Steel/Steel and Aluminum Pop Rivets



Part #	Description	Qty
CEBSS44	1/8 Diameter x .188-.250 Grip Range x .400 Length Steel/Steel	50
CEBSS46	1/8 Diameter x .313-.375 Grip Range x .525 Length Steel/Steel	50
CEBSS54	5/32 Diameter x .188-.250 Grip Range x .425 Length Steel/Steel	50
CEBSS56	5/32 Diameter x .251-.375 Grip Range x .550 Length Steel/Steel	50
CEBSS64	3/16 Diameter x .126-.250 Grip Range x .450 Length Steel/Steel	50
CEBSS66	3/16 Diameter x .251-.375 Grip Range x .575 Length Steel/Steel	50
CEBSS68	3/16 Diameter x .376-.500 Grip Range x .700 Length Steel/Steel	50
CEBSS610	3/16 Diameter x .501-.625 Grip Range x .825 Length Steel/Steel	25
CEBLS68	3/16 Diameter x .376-.500 Grip Range x .700 Length Large Flange Steel/Steel	25
CEBLS610	3/16 Diameter x .501-.625 Grip Range x .825 Length Large Flange Steel/Steel	25
CEBAA44	1/8 Diameter x .188-.250 Grip Range x .400 Length Aluminum	50
CEBAA46	1/8 Diameter x .313-.375 Grip Range x .525 Length Aluminum	50
CEBAA54	5/32 Diameter x .188-.250 Grip Range x .425 Length Aluminum	50
CEBAA56	5/32 Diameter x .251-.375 Grip Range x .550 Length Aluminum	50
CEBAA64	3/16 Diameter x .126-.250 Grip Range x .450 Length Aluminum	50
CEBAA66	3/16 Diameter x .251-.375 Grip Range x .575 Length Aluminum	50
CEBAA68	3/16 Diameter x .376-.500 Grip Range x .700 Length Aluminum	25
CEBLAA66	3/16 Diameter x .251-.375 Grip Range x .575 Length Large Flange Aluminum	25
CELAA68	3/16 Diameter x .376-.500 Grip Range x .700 Length Large Flange Aluminum	25
CE39000	Industrial Pop Rivet Hand Tool	1
DUR109	21-Compartment 18" Wide x 12" Deep x 3" High Large Scoop Box	1

# ASSORTMENT KITS

## KIT-RIVET NUT-2

Yellow Zinc Steel Ribbed Rivet Nuts



Part #	Description	Qty
CE57310	6/32 x .020-.080 Grip range x .433 Length Ribbed Rivet Nut	25
CE57320 CE57321	8/32 x .020-.080 Grip Range x .433 Length Ribbed Rivet Nut 8/32 x .080-.130 Grip Range x .484 Length Ribbed Rivet Nut	25 25
CE57330 CE57340	10-24 x .020-.130 Grip Range x .488 Length Ribbed Rivet Nut 10-32 x .020-.130 Grip Range x .488 Length Ribbed Rivet Nut	25 25
CE57350 CE57354	1/4-20 x .027-.165 Grip Range x .580 Length Ribbed Rivet Nut 1/4-20 x .165-.260 Grip Range x .692 Length Ribbed Rivet Nut	25 25
CE57371 CE57374	5/16-18 x .027-.150 Grip Range x .690 Length Ribbed Rivet Nut 5/16-18 x .150-.312 Grip Range x .805 Length Ribbed Rivet Nut	25 25
CE57381 CE57382	3/8-16 x .027-.150 Grip Range x .690 Length Ribbed Rivet Nut 3/8-16 x .150-.312 grip Range x .590 Length Ribbed Rivet Nut	25 25
CE57386 CE57387	M6 x 1.0 x .027-.165 Grip Range x .590 Length Ribbed Rivet Nut M6 x 1.0 x .165-.260 Grip Range x .692 Length Ribbed Rivet Nut	25 25
CE57388 CE57389	M8 x 1.25 x .027-.150 Grip Range x .690 Length Ribbed Rivet Nut M8 x 1.25 x .150-.312 Grip Range x .805 Length Ribbed Rivet Nut	25 25
DUR109	21-Compartment 18" Wide x 12" Deep x 3" High Large Scoop Box	1

## KIT-RIVET NUT-3

Yellow Zinc Steel Ribbed Rivet Nuts



Part #	Description	Qty
CE57310	6/32 x .020-.080 Grip range x .433 Length Ribbed Rivet Nut	25
CE57320 CE57321	8/32 x .020-.080 Grip Range x .433 Length Ribbed Rivet Nut 8/32 x .080-.130 Grip Range x .484 Length Ribbed Rivet Nut	25 25
CE57330 CE57332 CE57340 CE57342	10-24 x .020-.130 Grip Range x .488 Length Ribbed Rivet Nut 10-24 x .130-.225 Grip Rang x .594 Length Ribbed Rivet Nut 10-32 x .020-.130 Grip Range x .488 Length Ribbed Rivet Nut 10-32 x .130-.225 Grip Range x .594 Length Ribbed Rivet Nut	25 25 25 25
CE57350 CE57354	1/4-20 x .027-.165 Grip Range x .580 Length Ribbed Rivet Nut 1/4-20 x .165-.260 Grip Range x .692 Length Ribbed Rivet Nut	25 25
CE57371 CE57374	5/16-18 x .027-.150 Grip Range x .690 Length Ribbed Rivet Nut 5/16-18 x .150-.312 Grip Range x .805 Length Ribbed Rivet Nut	25 25
CE57381 CE57382	3/8-16 x .027-.150 Grip Range x .690 Length Ribbed Rivet Nut 3/8-16 x .150-.312 grip Range x .590 Length Ribbed Rivet Nut	25 25
AVKAA170	Hand Thread Setter Insert Tool	1
AVKAA271-632	6/32 Mandrel/Nosepiece for AVKAA170 Hand Tool	1
AVKAA271-832	8/32 Mandrel/Nosepiece for AVKAA170 Hand Tool	1
AVKAA271-1024	10-24 Mandrel/Nosepiece for AVKAA170 Hand Tool	1
AVKAA271-1032	10-32 Mandrel/Nosepiece for AVKAA170 Hand Tool	1
AVKAA271-420	1/4-20 Mandrel/Nosepiece for AVKAA170 Hand Tool	1
AVKAA271-518	5/16-18 Mandrel/Nosepiece for AVKAA170 Hand Tool	1
AVKAA271-616	3/8-16 Mandrel/Nosepiece for AVKAA170 Hand Tool	1
DUR119	Adjustable 18" Wide x 12" Deep x 3" High Large Scoop Box	1

# ASSORTMENT KITS

## KIT-SSHC-72

18-8 Stainless Steel Hex Nuts, Flat Washers, and Hex Head Cap Screws

Part #	Description	Qty	Part #	Description	Qty				
SSHN1/4-20	1/4-20 Hex Finished Nut	50	SS5161834	5/16-18 x 3/4 Hex Head Cap Screw	25				
SSFW1/4	1/4 ID x .625 OD x .045 Thick Flat Washer	50	SS516181	5/16-18 x 1 Hex Head Cap Screw	25				
SSLW1/4	1/4 Split Lock Washer	50	SS51618114	5/16-18 x 1-1/4 Hex Head Cap Screw	25				
SS142034	1/4-20 x 3/4 Hex Head Cap Screw	50	SS51618112	5/16-18 x 1-1/2 Hex Head Cap Screw	25				
SS14201	1/4-20 x 1 Hex Head Cap Screw	50	SS516182	5/16-18 x 2 Hex Head Cap Screw	10				
SS1420114	1/4-20 x 1-1/4 Hex Head Cap Screw	50	SS51618212	5/16-18 x 2-1/2 Hex Head Cap Screw	10				
SS1420112	1/4-20 x 1-1/2 Hex Head Cap Screw	25	SSHN3/8-16	3/8-16 Hex Finished Nut	25				
SS14202	1/4-20 x 2 Hex Head Cap Screw	10		SSF3/8	3/8 ID x .875 OD x .062 Thick Flat Washer	25			
SS1420212	1/4-20 x 2-1/2 Hex Head Cap Screw	10		SSL3/8	3/8 Split Lock Washer	25			
SSHN5/16-18	5/16-18 Hex Finished Nut	50		SS381634	3/8-16 x 3/4 Hex Head Cap Screw	25			
	SSFW5/16	5/16 ID x .750 OD x .045 Thick Flat Washer		50	SS38161	3/8-16 x 1 Hex Head Cap Screw	25		
	SSLW5/16	5/16 Split Lock Washer	50	SS3816114	3/8-16 x 1-1/4 Hex Head Cap Screw	25			
<div style="border: 1px solid black; padding: 10px; text-align: center; width: fit-content; margin: 0 auto;"> <h1 style="color: green; margin: 0;">IMAGE COMING SOON</h1> </div>			SS3816112	3/8-16 x 1-1/2 Hex Head Cap Screw	25				
			SS38162	3/8-16 x 2 Hex Head Cap Screw	10				
			SS3816212	3/8-16 x 2-1/2 Hex Head Cap Screw	10				
			SSHN7/16-14	7/16-14 Hex Finished Nut	25	SS71614114	7/16-14 x 1-1/4 Hex Head Cap Screw	10	
				SSFW7/16	7/16 ID x 1.10 OD x .062 Thick Flat Washer	25	SS71614112	7/16-14 x 1-1/2 Hex Head Cap Screw	10
				SSLW7/16	7/16 Split Lock Washer	25	SS716142	7/16-14 x 2 Hex Head Cap Screw	10
				SS716141	7/16-14 x 1 Hex Head Cap Screw	10	SS71614212	7/16-14 x 2-1/2 Hex Head Cap Screw	10
				SS71614114	7/16-14 x 1-1/4 Hex Head Cap Screw	10	SSHN1/2-13	1/2-13 Hex Finished Nut	25
			SS71614112	7/16-14 x 1-1/2 Hex Head Cap Screw	10	SSFW1/2		1/2 ID x 1.25 OD x .078 Thick Flat Washer	25
			SS716142	7/16-14 x 2 Hex Head Cap Screw	10	SSLW1/2		1/2 Split Lock Washer	25
SS71614212	7/16-14 x 2-1/2 Hex Head Cap Screw	10	SS12131	1/2-13 x 1 Hex Head Cap Screw	10				
SSHN1/2-13	1/2-13 Hex Finished Nut	25	SS1213114	1/2-13 x 1-1/4 Hex Head Cap Screw	10				
	SSFW1/2	1/2 ID x 1.25 OD x .078 Thick Flat Washer	25	SS1213112	1/2-13 x 1-1/2 Hex Head Cap Screw	10			
	SSLW1/2	1/2 Split Lock Washer	25	SS12132	1/2-13 x 2 Hex Head Cap Screw	10			
	SS12131	1/2-13 x 1 Hex Head Cap Screw	10	SS1213212	1/2-13 x 2-1/2 Hex Head Cap Screw	10			
	SS1213114	1/2-13 x 1-1/4 Hex Head Cap Screw	10	DUR363	72-Opening 33-3/4" Wide x 12" Deep x 42" High Parts Bin	1			
SS1213112	1/2-13 x 1-1/2 Hex Head Cap Screw	10	DUR364		33-3/4" Wide x 12-1/4" Deep x 5-3/4" High Base Stand for Parts Bin	1			



## KIT-SSHC-2

18-8 Stainless Steel 1/4-20, 5/16-18, and 3/8-16 Hex Nuts, Flat Washers, & Hex Head Cap Screws

Part #	Description	Qty
SSHN1/4-20	1/4-20 Hex Finished Nut	50
SSFW1/4	1/4 ID x .625 OD x .045 Thick Flat Washer	50
SSLW1/4	1/4 Split Lock Washer	50
SS142034	1/4-20 x 3/4 Hex Head Cap Screw	50
SS14201	1/4-20 x 1 Hex Head Cap Screw	50
SS1420114	1/4-20 x 1-1/4 Hex Head Cap Screw	25
SS1420112	1/4-20 x 1-1/2 Hex Head Cap Screw	25
SS14202	1/4-20 x 2 Hex Head Cap Screw	25
SSHN5/16-18	5/16-18 Hex Finished Nut	50
SSFW5/16	5/16 ID x .750 OD x .045 Thick Flat Washer	50
SSLW5/16	5/16 Split Lock Washer	50
SS5161834	5/16-18 x 3/4 Hex Head Cap Screw	50
SS516181	5/16-18 x 1 Hex Head Cap Screw	50
SS51618114	5/16-18 x 1-1/4 Hex Head Cap Screw	25
SS51618112	5/16-18 x 1-1/2 Hex Head Cap Screw	25
SS516182	5/16-18 x 2 Hex Head Cap Screw	25
SSHN3/8-16	3/8-16 Hex Finished Nut	25
SSF3/8	3/8 ID x .875 OD x .062 Thick Flat Washer	25
SSL3/8	3/8 Split Lock Washer	25
SS381634	3/8-16 x 3/4 Hex Head Cap Screw	20
SS38161	3/8-16 x 1 Hex Head Cap Screw	20
SS3816114	3/8-16 x 1-1/4 Hex Head Cap Screw	20
SS3816112	3/8-16 x 1-1/2 Hex Head Cap Screw	20
SS38162	3/8-16 x 2 Hex Head Cap Screw	10
DUR102	24-Compartment 18" Wide x 12" Deep x 3" High Large Scoop Box	1



# ASSORTMENT KITS

## KIT-SSHC-3

18-8 Stainless Steel 7/16-14 and 1/2-13 Hex Nuts, Flat Washers, & Hex Head Cap Screws



Part #	Description	Qty
SSHN7/16-14	7/16-14 Hex Finished Nut	25
SSFW7/16	7/16 ID x 1.10 OD x .062 Thick Flat Washer	25
SSLW7/16	7/16 Split Lock Washer	25
SS716141	7/16-14 x 1 Hex Head Cap Screw	10
SS71614114	7/16-14 x 1-1/4 Hex Head Cap Screw	10
SS71614112	7/16-14 x 1-1/2 Hex Head Cap Screw	10
SS716142	7/16-14 x 2 Hex Head Cap Screw	5
SSHN1/2-13	1/2-13 Hex Finished Nut	10
SSFW1/2	1/2 ID x 1.25 OD x .078 Thick Flat Washer	10
SSLW1/2	1/2 Split Lock Washer	10
SS12131	1/2-13 x 1 Hex Head Cap Screw	5
SS1213114	1/2-13 x 1-1/4 Hex Head Cap Screw	5
SS1213112	1/2-13 x 1-1/2 Hex Head Cap Screw	5
SS12132	1/2-13 x 2 Hex Head Cap Screw	5
SS1213212	1/2-13 x 2-1/2 Hex Head Cap Screw	5
DUR113	16-Compartment 18" Wide x 12" Deep x 3" High Large Scoop Box	1

## KIT-SSMETR-2

18-8 Stainless Steel Metric M6 and M8 Hex Nuts, Flat & Split Lock Washers, and Hex Head Cap Screws



Part #	Description	Qty
SSM6X1.0HN	M6 x 1.0 Metric Hex Nut	50
SSM6FW	M6 Metric Flat Washer	50
SSM6LW	M6 Metric Split Lock Washer	50
SSM6X1.0X20	M6 x 1.0 x 20 Metric Hex Head Cap Screw	50
SSM6X1.0X25	M6 x 1.0 x 25 Metric Hex Head Cap Screw	50
SSM6X1.0X30	M6 x 1.0 x 30 Metric Hex Head Cap Screw	50
SSM6X1.0X35	M6 x 1.0 x 35 Metric Hex Head Cap Screw	25
SSM6X1.0X40	M6 x 1.0 x 40 Metric Hex Head Cap Screw	25
SSM8X1.25HN	M8 x 1.25 Metric Hex Nut	50
SSM8FW	M8 Metric Flat Washer	50
SSM8LW	M8 Metric Split Lock Washer	50
SSM8X1.25X20	M8 x 1.25 x 20 Metric Hex Head Cap Screw	25
SSM8X1.25X25	M8 x 1.25 x 25 Metric Hex Head Cap Screw	25
SSM8X1.25X30	M8 x 1.25 x 30 Metric Hex Head Cap Screw	25
SSM8X1.25X35	M8 x 1.25 x 35 Metric Hex Head Cap Screw	25
SSM8X1.25X40	M8 x 1.25 x 40 Metric Hex Head Cap Screw	25
DUR111	20-Compartment 18" Wide x 12" Deep x 3" High Large Scoop Box	1

## KIT-SSMETR-3

18-8 Stainless Steel Metric M10 and M12 Hex Nuts, Flat & Split Lock Washers, and Hex Head Cap Screws



Part #	Description	Qty
SSM10X1.5HN	M10 x 1.5 Metric Hex Nut	50
SSM10FW	M10 Metric Flat Washer	50
SSM10LW	M10 Metric Split Lock Washer	50
SSM10X1.5X25	M10 x 1.5 x 25 Metric Hex Head Cap Screw	25
SSM10X1.5X30	M10 x 1.5 x 30 Metric Hex Head Cap Screw	25
SSM10X1.5X35	M10 x 1.5 x 35 Metric Hex Head Cap Screw	25
SSM10X1.5X40	M10 x 1.5 x 40 Metric Hex Head Cap Screw	10
SSM12X1.75HN	M12 x 1.75 Metric Hex Nut	25
SSM12FW	M10 Metric Flat Washer	25
SSM12LW	M12 Metric Split Lock Washer	25
SSM12X1.75X25	M12 x 1.75 x 25 Metric Hex Head Cap Screw	10
SSM12X1.75X30	M12 x 1.75 x 30 Metric Hex Head Cap Screw	10
SSM12X1.75X35	M12 x 1.75 x 35 Metric Hex Head Cap Screw	10
SSM12X1.75X40	M12 x 1.75 x 40 Metric Hex Head Cap Screw	10
SSM12X1.75X45	M12 x 1.75 x 45 Metric Hex Head Cap Screw	10
SSM12X1.75X50	M12 x 1.75 x 50 Metric Hex Head Cap Screw	10
DUR111	20-Compartment 18" Wide x 12" Deep x 3" High Large Scoop Box	1

# ASSORTMENT KITS



## KIT-SSRHMS-2

18-8 Stainless Steel 6/32, 8/32, & 10/32 Machine Screw Nuts, Flat & Split Lock Washers, & Round Head Slotted Machine Screws

Part #	Description	Qty
SSMSN6/32	6/32 Machine Screw Nut	100
SSFW6	.156 ID x .312 OD Flat Washer	100
SSLW6	6 Split Lock Washer	100
SSRHMS63234	6/32 x 3/4 Round Head Slotted Machine Screw	100
SSRHMS6321	6/32 x 1 Round Head Slotted Machine Screw	100
SSRHMS632114	6/32 x 1-1/4 Round Head Slotted Machine Screw	100
SSMSN8/32	8/32 Machine Screw Nut	100
SSFW8	.174 ID x .375 OD Flat Washer	100
SSLW8	8 Split Lock Washer	100
SSRHMS83234	8/32 x 3/4 Round Head Slotted Machine Screw	100
SSRHMS8321	8/32 x 1 Round Head Slotted Machine Screw	100
SSRHMS832114	8/32 x 1-1/4 Round Head Slotted Machine Screw	100
SSMSN10/32	10/32 Machine Screw Nut	100
SSFW10	.203 ID x .43 OD Flat Washer	100
SSLW10	10 Split Lock Washer	100
SSRHMS103234	10/32 x 3/4 Round Head Slotted Machine Screw	100
SSRHMS10321	10/32 x 1 Round Head Slotted Machine Screw	100
SSRHMS1032114	10/32 x 1-1/4 Round Head Slotted Machine Screw	100
SSRHMS1032112	10/32 x 1-1/2 Round Head Slotted Machine Screw	100
DUR102	24-Compartment 18" Wide x 12" Deep x 3" High Large Scoop Box	1

## KIT-SSPOHMS-2

18-8 Stainless Steel 6/32, 8/32, & 10/32 Machine Screw Nuts, Flat & Split Lock Washers, & Phillips Oval Head Machine Screws



Part #	Description	Qty
SSMSN6/32	6/32 Machine Screw Nut	100
SSFW6	.156 ID x .312 OD Flat Washer	100
SSLW6	6 Split Lock Washer	100
SSPOHMS63234	6/32 x 3/4 Phillips Oval Head Machine Screw	100
SSPOHMS6321	6/32 x 1 Phillips Oval Head Machine Screw	100
SSPOHMS632114	6/32 x 1-1/4 Phillips Oval Head Machine Screw	100
SSMSN8/32	8/32 Machine Screw Nut	100
SSFW8	.174 ID x .375 OD Flat Washer	100
SSLW8	8 Split Lock Washer	100
SSPOHMS83234	8/32 x 3/4 Phillips Oval Head Machine Screw	100
SSPOHMS8321	8/32 x 1 Phillips Oval Head Machine Screw	100
SSPOHMS832114	8/32 x 1-1/4 Phillips Oval Head Machine Screw	100
SSMSN10/32	10/32 Machine Screw Nut	100
SSFW10	.203 ID x .437 OD Flat Washer	100
SSLW10	10 Split Lock Washer	100
SSPOHMS103234	10/32 x 3/4 Phillips Oval Head Machine Screw	100
SSPOHMS10321	10/32 x 1 Phillips Oval Head Machine Screw	100
SSPOHMS1032114	10/32 x 1-1/4 Phillips Oval Head Machine Screw	100
SSPOHMS1032112	10/32 x 1-1/2 Phillips Oval Head Machine Screw	100
DUR102	24-Compartment 18" Wide x 12" Deep x 3" High Large Scoop Box	1

## KIT-SSPPHMS-2

18-8 Stainless Steel 6/32, 8/32, & 10/32 Machine Screw Nuts, Flat & Split Lock Washers, and Phillips Pan Head Machine Screws



Part #	Description	Qty
SSMSN6/32	6/32 Machine Screw Nut	100
SSFW6	.156 ID x .312 OD Flat Washer	100
SSLW6	6 Split Lock Washer	100
SSPPHMS63212	6/32 x 1/2 Phillips Pan Head Machine Screw	100
SSPPHMS63234	6/32 x 3/4 Phillips Pan Head Machine Screw	100
SSPPHMS6321	6/32 x 1 Phillips Pan Head Machine Screw	100
SSMSN8/32	8/32 Machine Screw Nut	100
SSFW8	.174 ID x .375 OD Flat Washer	100
SSLW8	8 Split Lock Washer	100
SSPPHMS83212	8/32 x 1/2 Phillips Pan Head Machine Screw	100
SSPPHMS83234	8/32 x 3/4 Phillips Pan Head Machine Screw	100
SSPPHMS8321	8/32 x 1 Phillips Pan Head Machine Screw	100
SSMSN10/32	10/32 Machine Screw Nut	100
SSFW10	.203 ID x .437 OD Flat Washer	100
SSLW10	10 Split Lock Washer	100
SSPPHMS103212	10/32 x 1/2 Phillips Pan Head Machine Screw	100
SSPPHMS103234	10/32 x 3/4 Phillips Pan Head Machine Screw	100
SSPPHMS10321	10/32 x 1 Phillips Pan Head Machine Screw	100
SSPPHMS1032112	10/32 x 1-1/2 Phillips Pan Head Machine Screw	100
DUR102	24-Compartment 18" Wide x 12" Deep x 3" High Large Scoop Box	1

15

# ASSORTMENT KITS

## KIT-SSHTS-2

18-8 Stainless Steel Hex Head Slotted Washer Type Tapping Screws



Part #	Description	Qty
SSHTS612 SSHTS634 SSHTS61	6 x 1/2 Hex Head Slotted Washer Type Tapping Screw 6 x 3/4 Hex Head Slotted Washer Type Tapping Screw 6 x 1 Hex Head Slotted Washer Type Tapping Screw	50 50 50
SSHTS834 SSHTS81 SSHTS8114 SSHTS8112	8 x 3/4 Hex Head Slotted Washer Type Tapping Screw 8 x 1 Hex Head Slotted Washer Type Tapping Screw 8 x 1-1/4 Hex Head Slotted Washer Type Tapping Screw 8 x 1-1/2 Hex Head Slotted Washer Type Tapping Screw	50 50 50 50
SSHTS1034 SSHTS101 SSHTS10114 SSHTS10112	10 x 3/4 Hex Head Slotted Washer Type Tapping Screw 10 x 1 Hex Head Slotted Washer Type Tapping Screw 10 x 1-1/4 Hex Head Slotted Washer Type Tapping Screw 10 x 1-1/2 Hex Head Slotted Washer Type Tapping Screw	50 50 50 50
SSHTS1234 SSHTS121 SSHTS12114 SSHTS12112	12 x 3/4 Hex Head Slotted Washer Type Tapping Screw 12 x 1 Hex Head Slotted Washer Type Tapping Screw 12 x 1-1/4 Hex Head Slotted Washer Type Tapping Screw 12 x 1-1/2 Hex Head Slotted Washer Type Tapping Screw	50 50 50 25
SSHTS141 SSHTS14114 SSHTS14112	1/4 x 1 Hex Head Slotted Washer Type Tapping Screw 1/4 x 1-1/4 Hex Head Slotted Washer Type Tapping Screw 1/4 x 1-1/2 Hex Head Slotted Washer Type Tapping Screw	25 25 25
DUR102	24-Compartment 18" Wide x 12" Deep x 3" High Large Scoop Box	1

## KIT-SSPOHTS-2

18-8 Stainless Steel Phillips Oval Head Tapping Screw



Part #	Description	Qty
SSPOHTS612 SSPOHTS634 SSPOHTS61	6 x 1/2 Phillips Oval Head Tapping Screw 6 x 3/4 Phillips Oval Head Tapping Screw 6 x 1 Phillips Oval Head Tapping Screw	100 100 100
SSPOHTS812 SSPOHTS834 SSPOHTS81	8 x 1/2 Phillips Oval Head Tapping Screw 8 x 3/4 Phillips Oval Head Tapping Screw 8 x 1 Phillips Oval Head Tapping Screw	100 100 100
SSPOHTS1034 SSPOHTS101 SSPOHTS10114	10 x 3/4 Phillips Oval Head Tapping Screw 10 x 1 Phillips Oval Head Tapping Screw 10 x 1-1/4 Phillips Oval Head Tapping Screw	100 100 100
SSPOHTS121 SSPOHTS12114 SSPHOTS12112	12 x 1 Phillips Oval Head Tapping Screw 12 x 1-1/4 Phillips Oval Head Tapping Screw 12 x 1-1/2 Phillips Oval Head Tapping Screw	100 50 50
SSPOHTS141 SSPOHTS14114 SSPOHTS14112	1/4 x 1 Phillips Oval Head Tapping Screw 1/4 x 1-1/4 Phillips Oval Head Tapping Screw 1/4 x 1-1/2 Phillips Oval Head Tapping Screw	50 50 50
DUR102	24-Compartment 18" Wide x 12" Deep x 3" High Large Scoop Box	1

## KIT-SSPPHTS-2

18-8 Stainless Steel Phillips Pan Head Tapping Screws



Part #	Description	Qty
SSPPHTS612 SSPPHTS634 SSPPHTS61	6 x 1/2 Phillips Pan Head Tapping Screw 6 x 3/4 Phillips Pan Head Tapping Screw 6 x 1 Phillips Pan Head Tapping Screw	50 50 50
SSPPHTS812 SSPPHTS834 SSPPHTS81	8 x 1/2 Phillips Pan Head Tapping Screw 8 x 3/4 Phillips Pan Head Tapping Screw 8 x 1 Phillips Pan Head Tapping Screw	50 50 50
SSPPHTS1012 SSPPHTS1034 SSPPHTS101 SSPPHTS10114	10 x 1/2 Phillips Pan Head Tapping Screw 10 x 3/4 Phillips Pan Head Tapping Screw 10 x 1 Phillips Pan Head Tapping Screw 10 x 1-1/4 Phillips Pan Head Tapping Screw	50 50 50 50
SSPPHTS1012 SSPPHTS1034 SSPPHTS101 SSPPHTS10114	10 x 1/2 Phillips Pan Head Tapping Screw 10 x 3/4 Phillips Pan Head Tapping Screw 10 x 1 Phillips Pan Head Tapping Screw 10 x 1-1/4 Phillips Pan Head Tapping Screw	50 50 50 50
SSPPHTS1234 SSPPHTS121 SSPPHTS12114	12 x 3/4 Phillips Pan Head Tapping Screw 12 x 1 Phillips Pan Head Tapping Screw 12 x 1-1/4 Phillips Pan Head Tapping Screw	50 50 50
SSPPHTS1434 SSPPHTS141	1/4 x 3/4 Phillips Pan Head Tapping Screw 1/4 x 1 Phillips Pan Head Tapping Screw	50 50
DUR102	24-Compartment 18" Wide x 12" Deep x 3" High Large Scoop Box	1

15

# ASSORTMENT KITS



## KIT-SSTEK-2

410 Stainless Steel Hex Head Washer Type and Phillips Pan Head Tek Screws

Part #	Description	Qty
SSTKH81812	8-18 x 1/2 Hex Head Washer Type #2 Tek Screw	50
SSTKH81834	8-18 x 3/4 Hex Head Washer Type #2 Tek Screw	50
SSTKH8181	8-18 x 1 Hex Head Washer Type #2 Tek Screw	50
SSTKH818112	8-18 x 1-1/2 Hex Head Washer Type #2 Tek Screw	50
SSTKH101612	10-16 x 1/2 Hex Head Washer Type #3 Tek Screw	50
SSTKH101634	10-16 x 3/4 Hex Head Washer Type #3 Tek Screw	50
SSTKH10161	10-16 x 1 Hex Head Washer Type #3 Tek Screw	50
SSTKH1016114	10-16 x 1-1/4 Hex Head Washer Type #3 Tek Screw	50
SSTKH121434	12-14 x 3/4 Hex Head Washer Type #3 Tek Screw	25
SSTKH12141	12-14 x 1 Hex Head Washer Type #3 Tek Screw	25
SSTKH1214114	12-14 x 1-1/4 Hex Head Washer Type #3 Tek Screw	25
SSTKH14141	1/4-14 x 1 Hex Head Washer Type #3 Tek Screw	25
SSTKG1414114	1/4-14 x 1-1/4 Hex Head Washer Type #3 Tek Screw	25
SSTKP81812	8-18 x 1/2 Phillips Pan Head #2 Tek Screw	50
SSTKP8181	8-18 x 1 Phillips Pan Head #2 Tek Screw	50
SSTKP101634	10-16 x 3/4 Phillips Pan Head #3 Tek Screw	50
SSTKP10161	10-16 x 1 Phillips Pan Head #3 Tek Screw	50
DUR102	24-Compartment 18" Wide x 12" Deep x 3" High Large Scoop Box	1



## KIT-SSTKH-2

410 Stainless Steel Hex Head Washer Type Tek Screws

Part #	Description	Qty
SSTKH62112	6-20 x 1/2 Hex Head Washer Type #2 Tek Screw	100
SSTKH62034	6-20 x 3/4 Hex Head Washer Type #2 Tek Screw	100
SSTKH81812	8-18 x 1/2 Hex Head Washer Type #2 Tek Screw	100
SSTKH81834	8-18 x 3/4 Hex Head Washer Type #2 Tek Screw	100
SSTKH8181	8-18 x 1 Hex Head Washer Type #2 Tek Screw	100
SSTKH101612	10-16 x 1/2 Hex Head Washer Type #3 Tek Screw	100
SSTKH101634	10-16 x 3/4 Hex Head Washer Type #3 Tek Screw	100
SSTKH10161	10-16 x 1 Hex Head Washer Type #3 Tek Screw	100
SSTKH1016114	10-16 x 1-1/4 Hex Head Washer Type #3 Tek Screw	100
SSTKH121434	12-14 x 3/4 Hex Head Washer Type #3 Tek Screw	50
SSTKH12141	12-14 x 1 Hex Head Washer Type #3 Tek Screw	50
SSTKH1214114	12-14 x 1-1/4 Hex Head Washer Type #3 Tek Screw	50
SSTKH141434	1/4-14 x 3/4 Hex Head Washer Type #3 Tek Screw	50
SSTKH14141	1/4-14 x 1 Hex Head Washer Type #3 Tek Screw	50
SSTKH1414114	1/4-14 x 1-1/4 Hex Head Washer Type #3 Tek Screw	50
DUR111	20-Compartment 18" Wide x 12" Deep x 3" High Large Scoop Box	1

## KIT-SSTKP-2

410 Stainless Steel Phillips Pan Head Tek Screws

Part #	Description	Qty
SSTKP62012	6-20 x 1/2 Phillips Pan Head #2 Tek Screw	10
SSTKP62034	6-20 x 3/4 Phillips Pan Head #2 Tek Screw	10
SSTKP6201	6-20 x 1 Phillips Pan Head #2 Tek Screw	10
SSTKP81812	8-18 x 1/2 Phillips Pan Head #2 Tek Screw	10
SSTKP81834	8-18 x 3/4 Phillips Pan Head #2 Tek Screw	10
SSTKP8181	8-18 x 1 Phillips Pan Head #2 Tek Screw	10
SSTKP101612	10-16 x 1/2 Phillips Pan Head #3 Tek Screw	10
SSTKP101634	10-16 x 3/4 Phillips Pan Head #3 Tek Screw	10
SSTKP10161	10-16 x 1 Phillips Pan Head #3 Tek Screw	10
SSTKP1016114	10-16 x 1-1/4 Phillips Pan Head #3 Tek Screw	10
SSTKP121434	12-14 x 3/4 Phillips Pan Head #3 Tek Screw	50
SSTKP12141	12-14 x 1 Phillips Pan Head #3 Tek Screw	50
SSTKP1214114	12-14 x 1-1/4 Phillips Pan Head #3 Tek Screw	50
SSTKP141434	1/4-14 x 3/4 Phillips Pan Head #3 Tek Screw	50
SSTKP14141	1/4-14 x 1 Phillips Pan Head #3 Tek Screw	50
SSTKP1414114	1/4-14 x 1-1/4 Phillips Pan Head #3 Tek Screw	50
DUR102	24-Compartment 18" Wide x 12" Deep x 3" High Large Scoop Box	1

**IMAGE  
COMING  
SOON**

**15**

# ASSORTMENT KITS

## KIT-SSCP-2 18-8 Stainless Steel Cotter Pin



Part #	Description	Qty
SSCP116112 SSCP1162	1/16 x 1-1/2 Cotter Pin 1/16 x 2 Cotter Pin	50 50
SSCP3321 SSCP332112 SSCP3322	3/32 x 1 Cotter Pin 3/32 x 1-1/2 Cotter Pin 3/32 x 2 Cotter Pin	50 50 50
SSCP181 SSCP18112 SSCP182	1/8 x 1 Cotter Pin 1/8 x 1-1/2 Cotter Pin 1/8 x 2 Cotter Pin	50 50 50
SSCP5321 SSCP532112 SSCP5322	5/32 x 1 Cotter Pin 5/32 x 1-1/2 Cotter Pin 5/32 x 2 Cotter Pin	50 50 25
SSCP3161 SSCP316112 SSCP3162	3/16 x 1 Cotter Pin 3/16 x 1-1/2 Cotter Pin 3/16 x 2 Cotter Pin	25 25 25
SSCP141 SSCP14112 SSCP142	1/4 x 1 Cotter Pin 1/4 x 1-1/2 Cotter Pin 1/4 x 2 Cotter Pin	25 25 20
SSCP516112 SSCP5162	5/16 x 1-1/2 Cotter Pin 5/16 x 2 Cotter Pin	20 20
DUR102	24-Compartment 18" Wide x 12" Deep x 3" High Large Scoop Box	1

## KIT-HC-2A Breeze 300 Series Stainless Steel Hose Clamps



Part #	Description	Qty
BRE3504 BRE3506	7/32 to 5/8 Plated Hex Screw 5/16" Band Miniature Hose Clamp 7/16 to 25/32 Plated Hex Screw 5/16" Band Miniature Hose Clamp	10 10
BRE62008 BRE62010 BRE62012 BRE62016 BRE62020 BRE62024	1/2 to 29/32 Plated Hex Screw 1/2" Band General Purpose Hose Clamp 9/16 to 1-1/16 Plated Hex Screw 1/2" Band General Purpose Hose Clamp 11/16 to 1-1/4 Plated Hex Screw 1/2" Band General Purpose Hose Clamp 13/16 to 1-1/2 Plated Hex Screw 1/2" Band General Purpose Hose Clamp 13/16 to 1-3/4 Plated Hex Screw 1/2" Band General Purpose Hose Clamp 1-1/16 to 2 Plated Hex Screw 1/2" Band General Purpose Hose Clamp	10 10 10 10 10 10
DUR119	Adjustable 18" Wide x 12" Deep x 3" High Large Scoop Box	1

## KIT-HC-5A Breeze 300 Series Stainless Steel Hose Clamps



Part #	Description	Qty
BRE62040 BRE62048 BRE62052 BRE62056 BRE62072	2-1/16 to 3 Plated Hex Screw 1/2" Band General Purpose Hose Clamp 2-9/16 to 3-1/2 Plated Hex Screw 1/2" Band General Purpose Hose Clamp 2-13/16 to 3-3/4 Plated Hex Screw 1/2" Band General Purpose Hose Clamp 3-1/16 to 4 Plated Hex Screw 1/2" Band General Purpose Hose Clamp 4-1/8 to 5 Plated Hex Screw 1/2" Band General Purpose Hose Clamp	10 10 10 10 10
DUR90508S702	5 Loop Hose Clamp Rack	1

## KIT-HC-10A Breeze 300 Series Stainless Steel Hose Clamps



Part #	Description	Qty
BRE3504 BRE3506	7/32 to 5/8 Plated Hex Screw 5/16" Band Miniature Hose Clamp 7/16 to 25/32 Plated Hex Screw 5/16" Band Miniature Hose Clamp	10 10
BRE62008 BRE62010 BRE62012 BRE62016 BRE62020 BRE62028 BRE62032 BRE62036	1/2 to 29/32 Plated Hex Screw 1/2" Band General Purpose Hose Clamp 9/16 to 1-1/16 Plated Hex Screw 1/2" Band General Purpose Hose Clamp 11/16 to 1-1/4 Plated Hex Screw 1/2" Band General Purpose Hose Clamp 13/16 to 1-1/2 Plated Hex Screw 1/2" Band General Purpose Hose Clamp 13/16 to 1-3/4 Plated Hex Screw 1/2" Band General Purpose Hose Clamp 1-5/16 to 2-1/4 Plated Hex Screw 1/2" Band General Purpose Hose Clamp 1-9/16 to 2-1/2 Plated Hex Screw 1/2" Band General Purpose Hose Clamp 1-13/16 to 2-3/4 Plated Hex Screw 1/2" Band General Purpose Hose Clamp	10 10 10 10 10 10 10 10
DUR90708S129	10 Loop Hose Clamp Rack	1

15

# ASSORTMENT KITS



## KIT-HCL-10

Breeze 300 Series Stainless Steel Liner Hose Clamps

Part #	Description	Qty
BRE9206	7/16 to 25/32 Plated Hex Screw 1/2" Band Liner Hose Clamp	10
BRE9208	11/16 to 15/16 Plated Hex Screw 1/2" Band Liner Hose Clamp	10
BRE9210	9/16 to 1-1/16 Plated Hex Screw 1/2" Band Liner Hose Clamp	10
BRE9212	11/16 to 1-1/4 Plated Hex Screw 1/2" Band Liner Hose Clamp	10
BRE9216	13/16 to 1-1/2 Plated Hex Screw 1/2" Band Liner Hose Clamp	10
BRE9220	13/16 to 1-3/4 Plated Hex Screw 1/2" Band Liner Hose Clamp	10
BRE9228	1-5/16 to 2-1/4 Plated Hex Screw 1/2" Band Liner Hose Clamp	10
BRE9232	1-9/16 to 2-1/2 Plated Hex Screw 1/2" Band Liner Hose Clamp	10
BRE9236	1-13/16 to 2-3/4 Plated Hex Screw 1/2" Band Liner Hose Clamp	10
DUR90708S129	10 Loop Hose Clamp Rack	1

## KIT-CMC-2

Partially Cushioned Metal Hose Clamps



Part #	Description	Qty
CMC-1/4X1/4	1/4 x 1/4 Partially Cushioned Wire and Tube Galvanized Steel Clamp	20
CMC-3/8X1/4	3/8 x 1/4 Partially Cushioned Wire and Tube Galvanized Steel Clamp	20
CMC-1/2X1/4	1/2 x 1/4 Partially Cushioned Wire and Tube Galvanized Steel Clamp	10
CMC-5/8X1/4	5/8 x 1/4 Partially Cushioned Wire and Tube Galvanized Steel Clamp	10
CMC-3/4X1/4	3/4 x 1/4 Partially Cushioned Wire and Tube Galvanized Steel Clamp	10
CMC-1X1/4	1 x 1/4 Partially Cushioned Wire and Tube Galvanized Steel Clamp	10
CMC-1-1/4X1/4	1-1/4 x 1/4 Partially Cushioned Wire and Tube Galvanized Steel Clamp	10
CMC-3/8X3/8	3/8 x 3/8 Partially Cushioned Wire and Tube Galvanized Steel Clamp	10
CMC-1/2X3/8	1/2 x 3/8 Partially Cushioned Wire and Tube Galvanized Steel Clamp	10
CMC-5/8X3/8	5/8 x 3/8 Partially Cushioned Wire and Tube Galvanized Steel Clamp	10
CMC-3/4X3/8	3/4 x 3/8 Partially Cushioned Wire and Tube Galvanized Steel Clamp	10
CMC-1X3/8	1 x 3/8 Partially Cushioned Wire and Tube Galvanized Steel Clamp	10
CMC-1-1/4X3/8	1-1/4 x 3/8 Partially Cushioned Wire and Tube Galvanized Steel Clamp	4
CMC-1-1/2X3/8	1-1/2 x 3/8 Partially Cushioned Wire and Tube Galvanized Steel Clamp	4
DUR113	16-Compartment 18" Wide x 12" Deep x 3" High Large Scoop Box	1

## KIT-COV-2

Vinyl Coated Wire and Loom Clamps



Part #	Description	Qty
COV1/4X1/4	1/4 x 1/4 Vinyl Coated Wire and Tube Clamp	25
COV3/8X1/4	3/8 x 1/4 Vinyl Coated Wire and Tube Clamp	25
COV1/2X1/4	1/2 x 1/4 Vinyl Coated Wire and Tube Clamp	25
COV5/8X1/4	5/8 x 1/4 Vinyl Coated Wire and Tube Clamp	25
COV3/4X1/4	3/4 x 1/4 Vinyl Coated Wire and Tube Clamp	20
COV1X1/4	1 x 1/4 Vinyl Coated Wire and Tube Clamp	10
COV11/4X1/4	1-1/4 x 1/4 Vinyl Coated Wire and Tube Clamp	10
COV3/8X3/8	3/8 x 3/8 Vinyl Coated Wire and Tube Clamp	10
COV1/2X3/8	1/2 x 3/8 Vinyl Coated Wire and Tube Clamp	10
COV5/8X3/8	5/8 x 3/8 Vinyl Coated Wire and Tube Clamp	10
COV3/4X3/8	3/4 x 3/8 Vinyl Coated Wire and Tube Clamp	10
COV1X3/8	1 x 3/8 Vinyl Coated Wire and Tube Clamp	10
COV11/4X3/8	1-1/4 x 3/8 Vinyl Coated Wire and Tube Clamp	5
COV11/2X3/8	1-1/2 x 3/8 Vinyl Coated Wire and Tube Clamp	5
DUR113	16-Compartment 18" Wide x 12" Deep x 3" High Large Scoop Box	1

## KIT-OET-2

Stainless Steel Pinch Type Stepless Ear Clamps



Part #	Description	Qty
OET16700001	5.8mm to 7.0mm x 5mm Band Width Stepless Ear Clamp	20
OET16700002	6.8mm to 8.0mm x 5mm Band Width Stepless Ear Clamp	20
OET16700003	7mm to 8.7mm x 5mm Band Width Stepless Ear Clamp	20
OET16700004	7.8mm to 9.5mm x 5mm Band Width Stepless Ear Clamp	20
OET16700010	9.6mm to 11.3 x 5mm Band Width Stepless Ear Clamp	20
OET16700013	12.0mm to 14.5mm x 7mm Band Width Stepless Ear Clamp	20
OET16700016	13.2mm to 15.7mm x 7mm Band Width Stepless Ear Clamp	20
OET16700017	14.5mm to 17.0mm x 7mm Band Width Stepless Ear Clamp	20
OET16700020	15.3mm to 18.5mm x 7mm Band Width Stepless Ear Clamp	20
OET16700024	17.8mm to 21mm x 7mm Band Width Stepless Ear Clamp	10
OET16700028	20.3mm to 23.5mm x 7mm Band Width Stepless Ear Clamp	10
OET16700031	22.4mm to 25.6mm x 7mm Band Width Stepless Ear Clamp	10
OET16700033	23.9mm to 27.1mm x 7mm Band Width Stepless Ear Clamp	10
OET16700035	25.4mm to 28.6mm x 7mm Band Width Stepless Ear Clamp	10
OET14100396	Single Action 5mm, 7mm, 9mm Standard Oetiker Clamp Tool for Pinch Type Clamps	1
DUR109	21-Compartment 18" Wide x 12" Deep x 3" High Large Scoop Box	1

# ASSORTMENT KITS

## KIT-HOS END-2

#4, #5, and #6 Reusable Type Hose Ends



Part #	Description	Qty
R5-04-02MP	3/16 Hose x 1/8 MP Reusable Type Hose End	4
R5-04-04MP	3/16 Hose x 1/4 MP Reusable Type Hose End	4
R5-04-04FJ	3/16 Hose x 1/4 JIC Female Swivel Reusable Type Hose End	4
R5-04-04FJ90	3/16 Hose x 1/4 JIC Female Swivel 90 Reusable Type Hose End	2
R5-04-04FJ45	3/16 Hose x 1/4 JIC Female Swivel 45 Reusable Type Hose End	2
R5-05-04MP	1/4 Hose x 1/4 MP Reusable Type Hose End	4
R5-05-05FJ	1/4 Hose x 5/16 JIC Female Swivel Reusable Type Hose End	4
R5-05-05FJ90	1/4 Hose x 5/16 JIC Female Swivel 90 Reusable Type Hose End	2
R5-05-05FJ45	1/4 Hose x 5/16 JIC Female Swivel 45 Reusable Type Hose End	2
R5-06-04MP	5/16 Hose x 1/4 MP Reusable Type Hose End	4
R5-06-06MP	5/16 Hose x 3/8 MP Reusable Type Hose End	4
R5-06-06FJ	5/16 Hose x 3/8 JIC Female Swivel Reusable Type Hose End	4
R5-06-06FA	5/16 Hose x 3/8 SAE Female Swivel Reusable Type Hose End	4
R5-06-06FJ90	5/16 Hose x 3/8 JIC Female Swivel 90 Reusable Type Hose End	2
R5-06-06FJ45	5/16 Hose x 3/8 JIC Female Swivel 45 Reusable Type Hose End	2
DUR111	20-Compartment 18" Wide x 12" Deep x 3" High Large Scoop Box	1

## KIT-HOS END-3

#8, #10, and #12 Reusable Hose Ends



Part #	Description	Qty
R5-08-08MP	13/32 Hose x 1/2 MP Reusable Type Hose End	2
R5-08-08FJ	13/32 Hose x 1/2 JIC Female Swivel Reusable Type Hose End	2
R5-08-08FJ90	13/32 Hose x 1/2 JIC Female Swivel 90 Reusable Type Hose End	2
R5-10-08MP	1/2 Hose x 1/2 MP Reusable Type Hose End	2
R5-10-10FJ	1/2 Hose x 5/8 JIC Female Swivel Reusable Type Hose End	2
R5-10-10FJ90	1/2 Hose x 5/8 JIC Female Swivel 90 Reusable Type Hose End	2
R5-12-12MP	5/8 Hose x 3/4 MP Reusable Type Hose End	2
R5-12-12FJ	5/8 Hose x 3/4 JIC Female Swivel Reusable Type Hose End	2
R5-12-12FA	5/8 Hose x 3/4 SAE Female Swivel Reusable Type Hose End	2
DUR119	Adjustable 18" Wide x 12" Deep x 3" High Large Scoop Box	1

## KIT-HOS END-4

1/4, 5/16, 3/8, 1/2, 5/8, & 3/4 Low Pressure Push On Hose Ends



Part #	Description	Qty
WH10004B-102	1/4 Hose x 1/8 MP Low Pressure Push On Hose End	5
WH10004B-104	1/4 Hose x 1/4 MP Low Pressure Push On Hose End	5
WH10004B-604	1/4 Hose x 1/4 JIC Female Swivel Low Pressure Push On Hose End	5
WH10005B-104	5/16 Hose x 1/4 MP Low Pressure Push On Hose End	5
WH10005B-405	5/16 Hose x 5/16 SAE Female Swivel Low Pressure Push On Hose End	5
WH10006B-104	3/8 Hose x 1/4 MP Low Pressure Push On Hose End	5
WH10006B-406	3/8 Hose x 3/8 SAE Female Swivel Low Pressure Push On Hose End	5
WH10008B-108	1/2 Hose x 1/2 MP Low Pressure Push On Hose End	2
WH10008B-608	1/2 Hose x 1/2 JIC Female Swivel Low Pressure Push On Hose End	2
WH10010B-108	5/8 Hose x 1/2 MP Low Pressure Push On Hose End	2
WH10010B-610	5/8 Hose x 5/8 JIC Female Swivel Low Pressure Push On Hose End	2
WH10012B-112	3/4 Hose x 3/4 MP Low Pressure Push On Hose End	2
WH10012B-412	3/4 Hose x 3/4 SAE Female Swivel Low Pressure Push On Hose End	2
DUR119	Adjustable 18" Wide x 12" Deep x 3" High Large Scoop Box	1

# ASSORTMENT KITS



## KIT-HOS END-5

3/16, 1/4, 5/16, & 3/8 Brass Barb Hose Ends

Part #	Description	Qty
WH10503B-102	3/16 Hose x 1/8 MP Brass Barb Hose End	5
WH10503B-104	3/16 Hose x 1/4 MP Brass Barb Hose End	5
WH10504B-102	1/4 Hose x 1/8 MP Brass Barb Hose End	5
WH10504B-104	1/4 Hose x 1/4 MP Brass Barb Hose End	5
WH10504B-204	1/4 Hose x 1/4 FP Brass Barb Hose End	2
WH10504B-C04	1/4 Hose x 1/4 MP Brass 90 Barb Hose End	2
WH10504B-Y04	1/4 Hose x 1/4 Hose Brass Barb Hose End	5
WH10505B-102	5/16 Hose x 1/8 MP Brass Barb Hose End	5
WH10505B-104	5/16 Hose x 1/4 MP Brass Barb Hose End	5
WH10505B-Y05	5/16 Hose x 5/16 Hose Brass Barb Hose End	5
WH10506B-102	3/8 Hose x 1/8 MP Brass Barb Hose End	5
WH10506B-104	3/8 Hose x 1/4 MP Brass Barb Hose End	5
WH10506B-C04	3/8 Hose x 1/4 MP Brass 90 Barb Hose End	2
WH10506B-204	3/8 Hose x 1/4 FP Brass Barb Hose End	2
WH10506B-Y06	3/8 Hose x 3/8 Hose Brass Barb Hose End	5
DUR111	20-Compartment 18" Wide x 12" Deep x 3" High Large Scoop Box	1

## KIT-HOS END-6

1/2, 5/8, & 3/4 Brass Barb Hose End Fittings



Part #	Description	Qty
WH10508B-104	1/2 Hose x 1/4 MP Brass Barb Hose End	4
WH10508B-106	1/2 Hose x 3/8 MP Brass Barb Hose End	4
WH10508B-108	1/2 Hose x 1/2 MP Brass Barb Hose End	4
WH10508B-T08	1/2 Hose x 1/2 Hose x 1/2 Hose Brass Barb Tee Fitting	2
WH10508B-Y08	1/2 Hose x 1/2 Hose Brass Barb Hose End	2
WH10510B-108	5/8 Hose x 1/2 MP Brass Barb Hose End	2
WH10510B-112	5/8 Hose x 3/4 MP Brass Barb Hose End	2
WH10510B-Y10	5/8 Hose x 5/8 Hose Brass Barb Hose End	2
WH10512B-108	3/4 Hose x 1/2 MP Brass Barb Hose End	2
WH10512B-112	3/4 Hose x 3/4 MP Brass Barb Hose End	2
WH10512B-212	3/4 Hose x 3/4 FP Brass Barb Hose End	2
WH10512B-Y12	3/4 Hose x 3/4 Hose Brass Barb Hose End	2
DUR119	Adjustable 18" Wide x 12" Deep x 3" High Large Scoop Box	1

## KIT-HOS END-7

1/4, 5/16, and 3/8 Low Pressure Push On Hose Ends



Part #	Description	Qty
WH10004B-Y04	1/4 Hose x 1/4 Hose Union Low Pressure Push On Hose End	5
WH10004B-102	1/4 Hose x 1/8 MP Low Pressure Push On Hose End	5
WH10004B-104	1/4 Hose x 1/4 MP Low Pressure Push On Hose End	5
WH10004B-106	1/4 Hose x 3/8 MP Low Pressure Push On Hose End	2
WH10004B-404	1/4 Hose x 1/4 SAE Female Swivel Low Pressure Push On Hose End	5
WH10004B-405	1/4 Hose x 5/16 SAE Female Swivel Low Pressure Push On Hose End	5
WH10004B-B04	1/4 Hose x 1/4 Inverted Flare Low Pressure Push On Hose End	2
WH10005B-Y05	5/16 Hose x 5/16 Hose Union Low Pressure Push On Hose End	5
WH10005B-102	5/16 Hose x 1/8 MP Low Pressure Push On Hose End	5
WH10005B-104	5/16 Hose x 1/4 MP Low Pressure Push On Hose End	5
WH10005B-405	5/16 Hose x 5/16 SAE Female Swivel Low Pressure Push On Hose End	5
WH10005B-B05	5/16 Hose x 5/16 Inverted Flare Low Pressure Push On Hose End	2
WH10006B-Y06	3/8 Hose x 3/8 Hose Union Low Pressure Push On Hose End	5
WH10006B-104	3/8 Hose x 1/4 MP Low Pressure Push On Hose End	5
WH10006B-106	3/8 Hose x 3/8 MP Low Pressure Push On Hose End	2
WH10006B-406	3/8 Hose x 3/8 SAE Female Swivel Low Pressure Push On Hose End	5
WH10006B-B06	3/8 Hose x 3/8 Male Inverted Flare Low Pressure Push On Hose End	2
WH10006B-C04	3/8 Hose x 1/4 MP 90 Low Pressure Push On Hose End	2
DUR102	24-Compartment 18" Wide x 12" Deep x 3" High Large Scoop Box	1



# ASSORTMENT KITS

## KIT-BABHE-2

3/8 Field Attachable Air Brake Hose Ends



Part #	Description	Qty
WH33806A	3/8 Brass Sleeve for Air Brake Hose End	10
WH33806B	3/8 Nut for Air Brake Hose End	2
WH33806D	3/8 Nut with Spring Guard for Air Brake Hose End	2
WH33806C	Spring Guard for 3/8 Air Brake Hose End	2
WH1391X6	3/8 Hose x 1/4 MP DOT Insert for Air Brake Hose End	2
WH1391X6X6	3/8 Hose x 3/8 MPDOT Insert for Air Brake Hose End	2
WH1390X6	3/8 ABS x 1/4 MP DOT Adapter for Air Brake Hose End	2
WH1390X6X6	3/8 ABS x 3/8 MP DOT Adapter for Air Brake Hose End	2
WH33806B-Y24	3/8 Hose x 1/4 MP Air Brake Hose End	2
WH33806B-Y26	3/8 Hose x 3/8 MP Air Brake Hose End	2
WH33806B-Y34	3/8 Hose x 1/4 MP Air Brake Hose End	2
WH33806B-Y36	3/8 Hose x 3/8 MP Air Brake Hose End	2
WH33806B-Y38	3/8 Hose x 1/2 MP Air Brake Hose End	2
WH33806B-Y76	3/8 ID Hose x 3/4-20 ABS Thread Female Swivel Reusable Hose End	2
DUR119	Adjustable 18" Wide x 12" Deep x 3" High Large Scoop Box	1

## KIT-BABHE-3

1/2 Field Attachable Air Brake Hose Ends



Part #	Description	Qty
WH33808A	1/2 Brass Sleeve for Air Brake Hose End	5
WH33808B	1/2 Nut for Air Brake Hose End	2
WH33808C	1/2 Spring Guard for Air Brake Hose End	2
WH33808D	1/2 Nut with Spring Guard for Air Brake Hose End	2
WH1391X8	1/2 Hose x 3/8 MP DOT Insert Body for Air Brake Hose End	2
WH1391X8X8	1/2 Hose x 1/2 MP DOT Insert Body for Air Brake Hose End	2
WH1390X8	1/2 ABS x 3/8 MP DOT Adapter for Air Brake Hose End	2
WH1390X8X8	1/2 ABS x 1/2 MP DOT Adapter for Air Brake Hose End	2
WH33808B-Y26	1/2 Hose x 3/8 MP Reusable Air Brake Hose End	2
WH33808B-Y28	1/2 Hose x 1/2 MP Reusable Air Brake Hose End	2
WH33808B-Y36	1/2 Hose x 3/8 MP Air Brake Hose End	2
WH33808B-Y38	1/2 Hose x 1/2 MP Reusable Air Brake Hose End	2
WH33808B-Y78	1/2 Hose x 1/2 ABS Female Swivel Air Brake Hose End	2
DUR119	Adjustable 18" Wide x 12" Deep x 3" High Large Scoop Box	1

## KIT-A/C-END-2

5/16 and 13/32 Crimp Type Refrigeration Hose Ends



Part #	Description	Qty
DAYBL1101	5/16 ID Hose x 3/8 SAE Female Swivel Crimp Type Hose End	2
DAYBL1102	13/32 Hose x 1/2 SAE Female Swivel Crimp Type Hose End	2
DAYBL1301	5/16 Hose x 3/8 Tube Bumped O-Ring Female Swivel Crimp Type Hose End	2
DAYBL1302	13/32 Hose x 1/2 Tube Bumped O-Ring Female Swivel Crimp Type Hose End	2
DAYBL1301-3	5/16 Hose x 3/8 Tube Bumped O-Ring Female Swivel with 16mm R134A Service Port Crimp Type Hose End	2
DAYBL1302-3	13/32 Hose x 1/2 Tube Bumped O-Ring Female Swivel with 16mm R134A Service Port Crimp Type Hose End	2
DAYBL1311	5/16 Hose x 3/8 Tube Bumped O-Ring Female Swivel 45 Crimp Type Hose End	2
DAYBL1312	13/32 x 1/2 Tube Bumped O-Ring Female Swivel 45 Crimp Type Hose End	2
DAYBL1321	5/16 Hose x 3/8 Tube Bumped O-Ring 90 Crimp Type Hose End	2
DAYBL1322	13/32 Hose x 1/2 Tube Bumped O-Ring Female Swivel 90 Crimp Type Hose End	2
DAYBL1321-3	5/16 Hose x 3/8 Tube Bumped O-Ring 90 Female Swivel with R134A Service Port Crimp Type Hose End	2
DAYBL1401	5/16 Hose x 3/8 Tube Male Bump O-Ring Crimp Type Hose End	2
DAYBL1402	13/32 Hose x 1/2 Tube Bumped O-Ring Male Swivel Crimp Type Hose End	2
DAYBL1421	5/16 Hose x 3/8 Tube Bumped Male O-Ring Rigid 90 Crimp Type Hose End	2
DAYBL1422	13/32 Hose x 1/2 Tube Bumped O-Ring Male Swivel 90 Crimp Type Hose End	2
DAYBL6101	5/16 Hose x 5/16 Hose Splicer Crimp Type Hose End	2
DAYBL6102	13/32 Hose x 13/32 Hose Splice Crimp Type Hose End	2
DUR119	Adjustable 18" Wide x 12" Deep x 3" High Large Scoop Box	1

15

# ASSORTMENT KITS

**IMAGE  
COMING  
SOON**

## KIT-A/C-END-3

1/2 & 5/8 Crimp Type Refrigeration Hose Ends

Part #	Description	Qty
DAYBL1303	1/2 Hose x 5/8 Tube Bumped O-Ring 7/8-14 Female Swivel	2
DAYBL1304	5/8 Hose x 3/4 Tube Bumped O-Ring Female Swivel	2
DAYBL1303-3	1/2 Hose x 5/8 Tube Female Swivel w/ 13mm R134A Service Port	2
DAYBL1303-4	5/8 Hose x 3/4 Tube Female Swivel w/ 13mm R134A Service Port	2
DAYBL1313	1/2 Hose x 5/8 Tube Bumped O-Ring Female Swivel 45	2
DAYBL1314	5/8 Hose x 3/4 Tube Bumped O-Ring 45	2
DAYBL1322-3	1/2 Hose x 5/8 Tube Bumped O-Ring Female Swivel 7/8-14 w/ 13mm R134A Service Port 90	2
DAYBL1403	1/2 Hose x 5/8 Tube Bumped O-Ring Male Swivel	2
DAYBL1404	5/8 Hose x 3/4 Tube Bumped O-Ring Male Swivel	2
DAYBL1423	1/2 Hose x 5/8 Tube Bumped O-Ring Male Swivel 90	2
DAYBL1424	5/8 Hose x 3/4 Tube Bumped O-Ring Male Swivel 90	2
DAYBL6103	1/2 Hose x 1/2 Hose Splice	2
DAYBL6104	5/8 Hose x 5/8 Hose Splice	2
DAYBL6103-9	1/2 Hose x 1/2 Hose Splice with 134A 16mm Service Port	2
DUR119	Adjustable 18" Wide x 12" Deep x 3" High Large Scoop Box	1

## KIT-SRP-2

Plain Spiral Roll Pins



Part #	Description	Qty
SRP181	1/8 x 1 Spiral Roll Pin	25
SRP18114	1/8 x 1-1/4 Spiral Roll Pin	25
SRP5321	5/32 x 1 Spiral Roll Pin	25
SRP532114	5/32 x 1-1/4 Spiral Roll Pin	25
SRP532112	5/32 x 1-1/2 Spiral Roll Pin	25
SRP3161	3/16 x 1 Spiral Roll Pin	25
SRP316114	3/16 x 1-1/4 Spiral Roll Pin	25
SRP316112	3/16 x 1-1/2 Spiral Roll Pin	25
SRP316134	3/16 x 1-3/4 Spiral Roll Pin	25
SRP141	1/4 x 1 Spiral Roll Pin	25
SRP14114	1/4 x 1-1/4 Spiral Roll Pin	25
SRP14112	1/4 x 1-1/2 Spiral Roll Pin	25
SRP14134	1/4 x 1-3/4 Spiral Roll Pin	25
SRP142	1/4 x 2 Spiral Roll Pin	25
SRP5161	5/16 x 1 Spiral Roll Pin	25
SRP516114	5/16 x 1-1/4 Spiral Roll Pin	25
SRP516112	5/16 x 1-1/2 Spiral Roll Pin	25
SRP516134	5/16 x 1-3/4 Spiral Roll Pin	25
SRP5162	5/16 x 2 Spiral Roll Pin	25
DUR102	24-Compartment 18" Wide x 12" Deep x 3" High Scoop Box	1

## KIT-MSTP-2

Zinc Plate Metric Spring Tension Pins

**IMAGE  
COMING  
SOON**

Part #	Description	Qty
M3X16STP	M3 x 12 Metric Spring Tension Pin	50
M3X24STP	M3 x 24 Metric Spring Tension Pin	50
M3X35STP	M3 x 35 Metric Spring Tension Pin	50
M3X40STP	M3 x 40 Metric Spring Tension Pin	50
M4X12STP	M4 x 12 Metric Spring Tension Pin	50
M4X16STP	M4 x 16 Metric Spring Tension Pin	50
M4X24STP	M4 x 24 Metric Spring Tension Pin	50
M4X30STP	M4 x 30 Metric Spring Tension Pin	50
M4X40STP	M4 x 40 Metric Spring Tension Pin	50
M5X16STP	M5 x 16 Metric Spring Tension Pin	50
M5X24STP	M5 x 24 Metric Spring Tension Pin	50
M5X30STP	M5 x 30 Metric Spring Tension Pin	50
M5X40STP	M5 x 40 Metric Spring Tension Pin	50
M5X45STP	M5 x 45 Metric Spring Tension Pin	50
M6X20STP	M6 x 20 Metric Spring Tension Pin	50
M6X24STP	M6 x 24 Metric Spring Tension Pin	50
M6X30STP	M6 x 30 Metric Spring Tension Pin	25
M6X35STP	M6 x 35 Metric Spring Tension Pin	25
M6X40STP	M6 x 40 Metric Spring Tension Pin	25
M6X50STP	M6 x 50 Metric Spring Tension Pin	25
DUR102	24-Compartment 18" Wide x 12" Deep x 3" High Scoop Box	1

# ASSORTMENT KITS

## KIT-STP-2

Zinc Plate Spring Tension Pins



Part #	Description	Qty
STP1/16X3/4 STP1/16X1	1/16 x 3/4 Spring Tension Pins 1/16 x 1 Spring Tension Pins	50 50
STP5/64X1 STP5/64X11/2	5/64 x 1 Spring Tension Pins 5/64 x 1-1/2 Spring Tension Pins	50 50
STP3/32X1 STP3/32X11/2	3/32 x 1 Spring Tension Pins 3/32 x 1-1/2 Spring Tension Pins	50 50
STP1/8X1 STP1/8X11/4 STP1/8X11/2 STP1/8X2	1/8 x 1 Spring Tension Pins 1/8 x 1-1/4 Spring Tension Pins 1/8 x 1-1/2 Spring Tension Pins 1/8 x 2 Spring Tension Pins	50 50 50 50
STP5/32X1 STP5/32X11/4 STP5/32X11/2	5/32 x 1 Spring Tension Pins 5/32 x 1-1/4 Spring Tension Pins 5/32 x 1-1/2 Spring Tension Pins	25 25 25
STP3/16X1 STP3/16X11/2 STP3/16X2	3/16 x 1 Spring Tension Pins 3/16 x 1-1/2 Spring Tension Pins 3/16 x 2 Spring Tension Pins	25 25 25
STP1/4X1 STP1/4X11/4 STP1/4X11/2	1/4 x 1 Spring Tension Pins 1/4 x 1-1/4 Spring Tension Pins 1/4 x 1-1/2 Spring Tension Pins	25 20 20
DUR102	24-Compartment 18" Wide x 12" Deep x 3" High Large Scoop Box	1

## KIT-SNAP-2

Zinc Plate Lynch Pins, Round Snap Pins, and Square Snap Pins



Part #	Description	Qty
LP3161916 LP141916 LP5161916 LP716134 LP716214	3/16 x 1-9/16 OA 1-1/2 EL Standard Ring Lynch Pin 1/4 x 1-9/16 OA 1-1/4 EL Standard Ring Lynch Pin 5/16 x 1-9/16 OA 1-1/4 EL Standard Ring Lynch Pin 7/16 x 1-3/4 OA 1-3/8 EL Standard Ring Lynch Pin 7/16 x 2-1/4 OA 1-3/4 EL Standard Ring Lynch Pin	10 10 10 5 5
SNAP142RD SNAP14212SQ SNAP14234SQ	1/4 x 2 Shank Length Round Snapper Pin 1/4 x 2-1/2 Shank Length Square Snapper Pin 1/4 x 2-3/4 Shank Length Square Snapper Pin	5 5 5
SNAP516212RD SNAP516234SQ	5/16 x 2-1/2 Shank Length Round Snapper Pin 5/16 x 2-3/4 Shank Length Square Snapper Pin	5 5
SNAP382RD SNAP38212SQ SNAP38234SQ	3/8 x 2 Shank Length Round Snapper Pin 3/8 x 2-1/2 Shank Length Square Snapper Pin 3/8 x 2-3/4 Shank Length Square Snapper Pin	5 5 5
DUR119	Adjustable 18" Wide x 12" Deep x 3" High Large Scoop Box	1

## KIT-CLP-2

Zinc Plate Clevis Pins



Part #	Description	Qty
CLP3/16X3/4 CLP3/16X1 CLP3/16X1-1/4	3/16 x 3/4 Clevis Pin 3/16 x 1 Clevis Pin 3/16 x 1-1/4 Clevis Pin	25 25 25
CLP1/4X3/4 CLP1/4X1 CLP1/4X1-1/4 CLP1/4X1-1/2	1/4 x 3/4 Clevis Pin 1/4 x 1 Clevis Pin 1/4 x 1-1/4 Clevis Pin 1/4 x 1-1/2 Clevis Pin	20 20 15 15
CLP5/16X3/4 CLP5/16X1 CLP5/16X1-1/4 CLP5/16X1-1/2 CLP5/16X2	5/16 x 3/4 Clevis Pin 5/16 x 1 Clevis Pin 5/16 x 1-1/4 Clevis Pin 5/16 x 1-1/2 Clevis Pin 5/16 x 2 Clevis Pin	15 15 15 10 10
CLP3/8X1 CLP3/8X1-1/4 CLP3/8X1-1/2 CLP3/8X2	3/8 x 1 Clevis Pin 3/8 x 1-1/4 Clevis Pin 3/8 x 1-1/2 Clevis Pin 3/8 x 2 Clevis Pin	10 10 5 5
CLP7/16X1-1/4 CLP7/16X1-1/2	7/16 x 1-1/4 Clevis Pin 7/16 x 1-1/2 Clevis Pin	5 5
DUR102	24-Compartment 18" Wide x 12" Deep x 3" High Scoop Box	1

15

# ASSORTMENT KITS



## KIT-HP-2

Yellow Dichromate Zinc Plate Hitch Pins

Part #	Description	Qty
HP384	3/8 x 4-3/8 OA 4" EL Hitch Pin	2
HP12434	1/2 x 4-3/4 OA 4" EL Hitch Pin	2
HP58634	5/8 x 6-3/4 OA 6" EL Hitch Pin	2
HP34434	3/4 x 4-3/4 OA 6" EL Hitch Pin	2
HP78714	7/8 x 7-1/4 OA 6-1/4" EL Hitch Pin	2
HP1714	1 x 7-1/4 OA 6-1/4" EL Hitch Pin	2
DUR117	Vertical 6-Compartment 18" Wide x 12" Deep x 3" High Large Scoop Box	1

## KIT-HPC-2

Zinc Plate Hairpin Cotter Pins



Part #	Description	Qty
HPC1/32X19/32	.028 Wire Diameter x .600 Length BP-231 Hairpin Cotter	50
HPC1/32X7/16	.035 Wire Diameter x 7/16 Length BP-226 Hairpin Cotter	50
HPC3/64X7/16	.042 Wire Diameter x 7/16 Length BP-232 Hairpin Cotter	50
HPX3/64X1	.042 Wire Diameter x 1 Length BP-223 Hairpin Cotter	50
HPC3/64X1-9/16	.047 Wire Diameter x 1-9/16 Length BP-228 Hairpin Cotter	50
HPC1/16X1-7/8	.072 Wire Diameter x 1-7/8 Length BP-239 Hairpin Cotter	25
HPC5/64X1-3/16	.080 Wire Diameter x 1-3/16 Length BP-213 Hairpin Cotter	25
HPC3/32X1-1/8	.093 Wire Diameter x 1-1/8 Length BP-228 Hairpin Cotter	25
HPC3/32X2	.093 Wire Diameter x 2 Length BP-228 Hairpin Cotter	25
HPC7/64X1-1/4	.102 Wire Diameter x 1-1/4 Length BP-230 Hairpin Cotter	25
HPC1/8X1-9/16	.125 Wire Diameter x 1-9/16 Length BP-215 Hairpin Cotter	25
HPC1/8X1-15/16	.125 Wire Diameter x 1-15/16 Length BP-216 Hairpin Cotter	25
HPC1/8X2-1/2	.125 Wire Diameter x 2-1/2 Length BP-227 Hairpin Cotter	25
HPC1/8X2-9/16	.125 Wire Diameter x 2-9/16 Length BP-211 Hairpin Cotter	20
HPC5/32X2-15/16	.148 Wire Diameter x 2-15/16 Length BP-210 Hairpin Cotter	20
HPC5/32X3-5/16	.148 Wire Diameter x 3-5/16 Length BP-209 Hairpin Cotter	10
HPC3/16X3-1/4	.177 Wire Diameter x 3-1/4 Length BP-206 Hairpin Cotter	10
HPC3/16X3-3/4	.177 Wire Diameter x 3-3/4 Length Hairpin Cotter	10
HPC1/4X4	.243 Wire Diameter x 4 Length BP-219 Hairpin Cotter	10
DUR119	Adjustable 18" Wide x 12" Deep x 3" High Large Scoop Box	1

## KIT-CP-2

Zinc Plate Cotter Pins



Part #	Description	Qty
CP116112	1/16 x 1-1/2 Cotter Pin	50
CP1162	1/16 x 2 Cotter Pin	50
CP3321	3/32 x 1 Cotter Pin	50
CP332112	3/32 x 1-1/2 Cotter Pin	50
CP3322	3/32 x 2 Cotter Pin	50
CP181	1/8 x 1 Cotter Pin	50
CP18112	1/8 x 1-1/2 Cotter Pin	50
CP182	1/8 x 2 Cotter Pin	50
CP5321	5/32 x 1 Cotter Pin	50
CP532112	5/32 x 1-1/2 Cotter Pin	50
CP5322	5/32 x 2 Cotter Pin	25
CP3161	3/16 x 1 Cotter Pin	25
CP316112	3/16 x 1-1/2 Cotter Pin	25
CP3162	3/16 x 2 Cotter Pin	25
CP141	1/4 x 1 Cotter Pin	25
CP14112	1/4 x 1-1/2 Cotter Pin	25
CP142	1/4 x 2 Cotter Pin	20
CP516112	5/16 x 1-1/2 Cotter Pin	20
CP5162	5/16 x 2 Cotter Pin	20
DUR102	24-Compartment 18" Wide x 12" Deep x 3" High Large Scoop Box	1

# ASSORTMENT KITS

## KIT-CP-3 Zinc Plate Cotter Pins



Part #	Description	Qty
CP182	1/8 x 2 Cotter Pin	50
CP18212	1/8 x 2-1/2 Cotter Pin	50
CP183	1/8 x 3 Cotter Pin	50
CP18312	1/8 x 3-1/2 Cotter Pin	25
CP184	1/8 x 4 Cotter Pin	25
CP5322	5/32 x 2 Cotter Pin	25
CP532212	5/32 x 2-1/2 Cotter Pin	25
CP5323	5/32 x 3 Cotter Pin	25
CP532312	5/32 x 3-1/2 Cotter Pin	25
CP5324	5/32 x 4 Cotter Pin	20
CP3163	3/16 x 3 Cotter Pin	20
CP316312	3/16 x 3-1/2 Cotter Pin	20
CP3164	3/16 x 4 Cotter Pin	20
CP143	1/4 x 3 Cotter Pin	20
CP144	1/4 x 4 Cotter Pin	10
DUR119	Adjustable 18" Wide x 12" Deep x 3" High Large Scoop Box	1

**IMAGE  
COMING  
SOON**

## KIT-SPRING-2 Universal Springs

Part #	Description	Qty
AV14097	1/32 Wire Size x 11-1/2 Length Universal Spring	10
AV14098	1/16 Wire Size x 4-3/8 Length Universal Spring	10
AV14099	1/32 Wire Size x 1-13/16 Length Universal Spring	10
AV14100	3/32 Wire Size x 8-1/2 Length Universal Spring	10
AV14104	1/16 Wire Size x 8-1/4 Length Universal Spring	10
DUR125	Horizontal 6-Compartment 18" Wide x 12" Deep x 3" High Small Scoop Box	1



## KIT-NNA-2 Nylon Nail Anchors

Part #	Description	Qty
NNA1434MH	1/4 x 3/4 Mushroom Head Nylon Nail Anchor	100
NNA141MH	1/4 x 1 Mushroom Head Nylon Nail Anchor	100
NNA14112MH	1/4 x 1-1/2 Mushroom Head Nylon Nail Anchor	100
NNA142MH	1/4 x 2 Mushroom Head Nylon Nail Anchor	100
NNA143MH	1/4 x 3 Mushroom Head Nylon Nail Anchor	50
NNA144MH	1/4 x 4 Mushroom Head Nylon Nail Anchor	25
DUR119	Adjustable 18" Wide x 12" Deep x 3" High Large Scoop Box	1



## KIT-GRM-2 Rubber Grommets

Part #	Description	Qty
GRM187602	3/16 ID x 9/32 Groove Diameter x 7/16 OD x 1/16 Groove Width Rubber Grommet	25
GRM250110	5/8 ID x 7/8 Groove Diameter x 1-1/8 OD x 1-1/16 Groove Width Rubber Grommet	25
GRM312062	5/16 ID x 7/16 Groove Diameter x 5/8 OD x 1/16 Groove Width Rubber Grommet	25
GRM375062	3/8 ID x 1/2 Groove Diameter x 5/8 OD x 1/16 Groove Width Rubber Grommet	25
GRM375110	3/8 ID x 17/32 Groove Diameter x 3/4 OD x 1/8 Groove Width Rubber Grommet	25
GRM437062	7/16 ID x 9/16 Groove Diameter x 3/4 OD x 1/16 Groove Width Rubber Grommet	25
GRM500062	1/2 ID x 13/16 Groove Diameter x 1-1/16 OD x 1/16 Groove Width Rubber Grommet	25
GRM500110	1/2 ID x 3/4 Groove Diameter x 1 OD x 1/8 Groove Width Rubber Grommet	25
GRM562062	9/16 ID x 13/16 Groove Diameter x 1-1/16 OD x 1/16 Groove Width Rubber Grommet	25
GRM625062	5/8 ID x 7/8 Groove Diameter x 1-1/8 OD x 1/16 Groove Width Rubber Grommet	20
GRM625110	5/8 ID x 7/8 Groove Diameter x 1-1/8 OD x 1/8 Groove Width Rubber Grommet	20
GRM750062	3/4 ID x 1-1/16 Groove Diameter x 1-3/8 OD x 1/16 Groove Width Rubber Grommet	15
GRM750110	3/4 ID x 1-1/16 Groove Diameter x 1-3/8 OD x 1/8 Groove Width Rubber Grommet	15
GRM875110	7/8 ID x 1-1/4 Groove Diameter x 1-5/8 OD x 1/8 Groove Width Rubber Grommet	5
GRM875187	7/8 ID x 1-1/4 Groove Diameter x 1-5/8 OD x 3/16 Groove Width Rubber Grommet	5
GRM1000110	1 ID x 1-3/8 Groove Diameter x 1-3/4 OD x 1/8 Groove Width Rubber Grommet	5
GRM1000187	1 ID x 1-3/8 Groove Diameter x 1-3/4 OD x 3/16 Groove Width Rubber Grommet	5
GRM1250250	1-1/4 ID x 2-3/8 Groove Diameter x 2-3/4 OD x 1/4 Groove Width Rubber Grommet	5
DUR102	24-Compartment 18" Wide x 12" Deep x 3" High Large Scoop Box	1

**15**

# ASSORTMENT KITS



## KIT-KEST-2 Zinc Plate Square Key Stock

Part #	Description	Qty
KEST3/16X12	3/16 x 12 Length Square Key Stock	3
KEST1/4X12	1/4 x 12 Length Square Key Stock	3
KEST5/16X12	5/16 x 12 Length Square Key Stock	3
KEST3/8X12	3/8 x 12 Length Square Key Stock	3
KEST7/16X12	7/16 x 12 Length Square Key Stock	3
KEST1/2X12	1/2 x 12 Length Square Key Stock	3
KEST9/16X12	9/16 x 12 Length Square Key Stock	3
KEST5/8X12	5/8 x 12 Length Square Key Stock	3
KEST11/16X12	11/16 x 12 Length Square Key Stock	3
KEST3/4X12	3/4 x 12 Length Square Key Stock	3
DUR381	12-1/4" Wide x 6-1/4" Deep x 12" High Keystock Rack	1

## KIT-KEST-3 Zinc Plate Square Key Stock



Part #	Description	Qty
KEST1/8X12	1/8 x 12 Length Square Key Stock	3
KEST3/16X12	3/16 x 12 Length Square Key Stock	3
KEST1/4X12	1/4 x 12 Length Square Key Stock	3
KEST5/16X12	5/16 x 12 Length Square Key Stock	3
KEST3/8X12	3/8 x 12 Length Square Key Stock	3
KEST7/16X12	7/16 x 12 Length Square Key Stock	3
KEST1/2X12	1/2 x 12 Length Square Key Stock	3
KEST9/16X12	9/16 x 12 Length Square Key Stock	3
KEST5/8X12	5/8 x 12 Length Square Key Stock	3
KEST11/16X12	11/16 x 12 Length Square Key Stock	2
KEST3/4X12	3/4 x 12 Length Square Key Stock	2
DUR125	Horizontal 6-Compartment 18" Wide x 12" Deep x 3" High Large Scoop Box	1

## KIT-WK-2 Plain Steel Woodruff Keys



Part #	Description	Qty
WK1/16X12	1/16 x 1/2 #1 Woodruff Key	25
WK3/32X12	3/32 x 1/2 #2 Woodruff Key	25
WK3/32X5/8	3/32 x 5/8 #4 Woodruff Key	25
WK1/8X1/2	1/8 x 1/2 #3 Woodruff Key	25
WK1/8X5/8	1/8 x 5/8 #5 Woodruff Key	25
WK1/8X3/4	1/8 x 3/4 #7 Woodruff Key	25
WK5/32X5/8	5/32 x 5/8 #6 Woodruff Key	25
WK5/32X3/4	5/32 x 3/4 #8 Woodruff Key	25
WK5/32X7/8	5/32 x 7/8 #10 Woodruff Key	25
WK3/16X5/8	3/16 x 5/8 #6 Woodruff Key	25
WK3/16X3/4	3/16 x 3/4 #9 Woodruff Key	25
WK3/16X7/8	3/16 x 7/8 #11 Woodruff Key	20
WK3/16X1	3/16 x 1 #13 Woodruff Key	20
WK3/16X11/8	3/16 x 1-1/8 #16 Woodruff Key	20
WK3/16X11/4	3/16 x 1-1/4 #19 Woodruff Key	20
WK7/32X7/8	7/32 x 7/8 #12 Woodruff Key	10
WK7/32X1	7/32 x 1 #14 Woodruff Key	10
WK1/4X3/4	1/4 x 3/4 #9 Woodruff Key	10
WK1/4X1	1/4 x 1 #15 Woodruff Key	10
WK1/4X11/4	1/4 x 1-1/4 #21 Woodruff Key	5
DUR102	24-Compartment 18" Wide x 12" Deep x 3" High Large Scoop Box	1

# ASSORTMENT KITS

## KIT-ERS-2 E Type Retaining Rings



Part #	Description	Qty
ERS3/32	3/32 Shaft Size E Type Retaining Ring	50
ERS1/8	1/8 Shaft Size E Type Retaining Ring	50
ERS5/32	5/32 Shaft Size E Type Retaining Ring	50
ERS3/16	3/16 Shaft Size E Type Retaining Ring	50
ERS7/32	7/32 Shaft Size E Type Retaining Ring	50
ERS1/4	1/4 Shaft Size E Type Retaining Ring	50
ERS5/16	5/16 Shaft Size E Type Retaining Ring	50
ERS3/8	3/8 Shaft Size E Type Retaining Ring	50
ERS7/16	7/16 Shaft Size E Type Retaining Ring	50
ERS1/2	1/2 Shaft Size E Type Retaining Ring	50
ERS5/8	5/8 Shaft Size E Type Retaining Ring	20
ERS3/4	3/4 Shaft Size E Type Retaining Ring	20
ERS7/8	7/8 Shaft Size E Type Retaining Ring	20
ERS1	1 Shaft Size E Type Retaining Ring	20
DUR102	24-Compartment 18" Wide x 12" Deep x 3" High Large Scoop Box	1

## KIT-RRE-2 External Retaining Rings



Part #	Description	Qty
RRE-3/16	3/16 Shaft Diameter External Retaining Ring	50
RRE-1/4	1/4 Shaft Diameter External Retaining Ring	50
RRE-5/16	5/16 Shaft Diameter External Retaining Ring	50
RRE-3/8	3/8 Shaft Diameter External Retaining Ring	50
RRE-13/32	13/32 Shaft Diameter External Retaining Ring	50
RRE7/16	7/16 Shaft Diameter External Retaining Ring	50
RRE-1/2	1/2 Shaft Diameter External Retaining Ring	50
RRE-9/16	9/16 Shaft Diameter External Retaining Ring	50
RRE-5/8	5/8 Shaft Diameter External Retaining Ring	50
RRE-11/16	11/16 Shaft Diameter External Retaining Ring	50
RRE-3/4	3/4 Shaft Diameter External Retaining Ring	50
RRE-13/16	13/16 Shaft Diameter External Retaining Ring	25
RRE-7/8	7/8 Shaft Diameter External Retaining Ring	25
RRE15/16	15/16 Shaft Diameter External Retaining Ring	25
RRE-1	1 Shaft Diameter External Retaining Ring	20
RRE-1-1/4	1-1/4 Shaft Diameter External Retaining Ring	10
DUR102	24-Compartment 18" Wide x 12" Deep x 3" High Large Scoop Box	1

## KIT-RRI-2 Internal Retaining Rings



Part #	Description	Qty
RRI-1/4	1/4 Shaft Diameter Internal Retaining Ring	50
RRI-5/16	5/16 Shaft Diameter Internal Retaining Ring	50
RRI-3/8	3/8 Shaft Diameter Internal Retaining Ring	50
RRI-7/16	7/16 Shaft Diameter Internal Retaining Ring	50
RRI-1/2	1/2 Shaft Diameter Internal Retaining Ring	50
RRI-9/16	9/16 Shaft Diameter Internal Retaining Ring	50
RRI-5/8	5/8 Shaft Diameter Internal Retaining Ring	25
RRI-11/16	11/16 Shaft Diameter Internal Retaining Ring	25
RRI-3/4	3/4 Shaft Diameter Internal Retaining Ring	25
RRI-13/16	13/16 Shaft Diameter Internal Retaining Ring	25
RRI-7/8	7/8 Shaft Diameter Internal Retaining Ring	20
RRI-1	1 Shaft Diameter Internal Retaining Ring	20
RRI-1-1/16	1-1/16 Shaft Diameter Internal Retaining Ring	20
RRI-1-1/8	1-1/8 Shaft Diameter Internal Retaining Ring	10
DUR102	24-Compartment 18" Wide x 12" Deep x 3" High Large Scoop Box	1

# ASSORTMENT KITS

IMAGE  
COMING  
SOON

## KIT-RRE/RRI-2

External and Internal Retaining Rings

Part #	Description	Qty
RRE-3/16	3/16 Shaft Diameter External Retaining Ring	50
RRE-1/4	1/4 Shaft Diameter External Retaining Ring	50
RRE-5/16	5/16 Shaft Diameter External Retaining Ring	50
RRE-3/8	3/8 Shaft Diameter External Retaining Ring	50
RRE-13/32	13/32 Shaft Diameter External Retaining Ring	50
RRE-7/16	7/16 Shaft Diameter External Retaining Ring	50
RRE-1/2	1/2 Shaft Diameter External Retaining Ring	50
RRE-9/16	9/16 Shaft Diameter External Retaining Ring	50
RRE-5/8	5/8 Shaft Diameter External Retaining Ring	50
RRE-11/16	11/16 Shaft Diameter External Retaining Ring	50
RRE-3/4	3/4 Shaft Diameter External Retaining Ring	25
RRE-13/16	13/16 Shaft Diameter External Retaining Ring	25
RRE-7/8	7/8 Shaft Diameter External Retaining Ring	25
RRE-15/16	15/16 Shaft Diameter External Retaining Ring	25
RRE-1	1 Shaft Diameter External Retaining Ring	20
RRE-1-1/4	1-1/4 Shaft Diameter External Retaining Ring	10
RRI-1/4	1/4 Shaft Diameter Internal Retaining Ring	50
RRI-5/16	5/16 Shaft Diameter Internal Retaining Ring	50
RRI-3/8	3/8 Shaft Diameter Internal Retaining Ring	50
RRI-7/16	7/16 Shaft Diameter Internal Retaining Ring	50
RRI-1/2	1/2 Shaft Diameter Internal Retaining Ring	50
RRI-9/16	9/16 Shaft Diameter Internal Retaining Ring	50
RRI-5/8	5/8 Shaft Diameter Internal Retaining Ring	25
RRI-11/16	11/16 Shaft Diameter Internal Retaining Ring	25
RRI-3/4	3/4 Shaft Diameter Internal Retaining Ring	25
RRI-13/16	13/16 Shaft Diameter Internal Retaining Ring	25
RRI-7/8	7/8 Shaft Diameter Internal Retaining Ring	20
RRI-1	1 Shaft Diameter Internal Retaining Ring	20
RRI-1-1/16	1-1/16 Shaft Diameter Internal Retaining Ring	20
RRI-1-1/8	1-1/8 Shaft Diameter Internal Retaining Ring	10
DUR107	32-Compartment 18" Wide x 12" Deep x 3" High Large Scoop Box	1

## KIT-O-RING-2

Buna-N 70 Durometer O-Rings



Part #	Description	Qty
PRP-568-010	.239 ID x .070 Width Buna-N 70 Durometer O-Ring	30
PRP-568-011	.301 ID x .070 Width Buna-N 70 Durometer O-Ring	30
PRP-568-012	.364 ID x .070 Width Buna-N 70 Durometer O-Ring	30
PRP-568-013	.426 ID x .070 Width Buna-N 70 Durometer O-Ring	30
PRP-568-014	.489 ID x .070 Width Buna-N 70 Durometer O-Ring	30
PRP-568-110	.362 ID x .103 Width Buna-N 70 Durometer O-Ring	30
PRP-568-111	.424 ID x .103 Width Buna-N 70 Durometer O-Ring	30
PRP-568-112	.487 ID x .103 Width Buna-N 70 Durometer O-Ring	30
PRP-568-113	.549 ID x .103 Width Buna-N 70 Durometer O-Ring	30
PRP-568-114	.612 ID x .103 Width Buna-N 70 Durometer O-Ring	30
PRP-568-115	.674 ID x .103 Width Buna-N 70 Durometer O-Ring	30
PRP-568-116	.737 ID x .103 Width Buna-N 70 Durometer O-Ring	30
PRP-568-210	.734 ID x .139 Width Buna-N 70 Durometer O-Ring	25
PRP-568-211	.796 ID x .139 Width Buna-N 70 Durometer O-Ring	25
PRP-568-212	.859 ID x .139 Width Buna-N 70 Durometer O-Ring	25
PRP-568-213	.921 ID x .139 Width Buna-N 70 Durometer O-Ring	25
PRP-568-214	.984 ID x .139 Width Buna-N 70 Durometer O-Ring	25
PRP568-215	1.046 ID x .139 Width Buna-N 70 Durometer O-Ring	25
PRP-568-216	1.109 ID x .139 Width Buna-N 70 Durometer O-Ring	25
PRP-568-217	1.171 ID x .139 Width Buna-N 70 Durometer O-Ring	25
PRP-568-218	1.234 ID x .139 Width Buna-N 70 Durometer O-Ring	25
PRP-568-325	1.475 ID x .210 Width Buna-N 70 Durometer O-Ring	10
PRP-568-326	1.600 ID x .210 Width Buna-N 70 Durometer O-Ring	10
PRP-568-327	1.725 ID x .210 Width Buna-N 70 Durometer O-Ring	10
PRP-568-328	1.850 ID x .210 Width Buna-N 70 Durometer O-Ring	10
PRP-568-329	1.975 ID x .210 Width Buna-N 70 Durometer O-Ring	10
PRP-568-330	2.100 ID x .210 Width Buna-N 70 Durometer O-Ring	10
DUR107	32-Compartment 18" Wide x 12" Deep x 3" High Large Scoop Box	1



# ASSORTMENT KITS

## KIT-O-RING-3 Buna-N 70 Durometer O-Rings



Part #	Description	Qty
PRP-568-008	.176 ID x .070 Width Buna-N 70 Durometer O-Ring	25
PRP-568-009	.208 ID x .070 Width Buna-N 70 Durometer O-Ring	25
PRP-568-010	.239 ID x .070 Width Buna-N 70 Durometer O-Ring	25
PRP-568-011	.301 ID x .070 Width Buna-N 70 Durometer O-Ring	25
PRP-568-012	.364 ID x .070 Width Buna-N 70 Durometer O-Ring	25
PRP-568-013	.426 ID x .070 Width Buna-N 70 Durometer O-Ring	25
PRP-568-014	.489 ID x .070 Width Buna-N 70 Durometer O-Ring	25
PRP-568-015	.551 ID x .070 Width Buna-N 70 Durometer O-Ring	25
PRP-568-016	.614 ID x .070 Width Buna-N 70 Durometer O-Ring	25
PRP-568-017	.676 ID x .070 Width Buna-N 70 Durometer O-Ring	25
PRP-568-018	.739 ID x .070 Width Buna-N 70 Durometer O-Ring	25
PRP-568-019	.801 ID x .070 Width Buna-N 70 Durometer O-Ring	25
PRP-568-020	.864 ID x .070 Width Buna-N 70 Durometer O-Ring	25
PRP-568-021	.926 ID x .070 Width Buna-N 70 Durometer O-Ring	25
PRP-568-022	.989 ID x .070 Width Buna-N 70 Durometer O-Ring	25
PRP-568-023	1.051 ID x .070 Width Buna-N 70 Durometer O-Ring	25
PRP-568-024	1.114 ID x .070 Width Buna-N 70 Durometer O-Ring	25
PRP-568-025	1.176 ID x .070 Width Buna-N 70 Durometer O-Ring	25
PRP-568-026	1.239 ID x .070 Width Buna-N 70 Durometer O-Ring	25
PRP-568-027	1.301 ID x .070 Width Buna-N 70 Durometer O-Ring	25
PRP-568-028	1.364 ID x .070 Width Buna-N 70 Durometer O-Ring	25
PRP-568-029	1.489 ID x .070 Width Buna-N 70 Durometer O-Ring	25
PRP-568-030	1.614 ID x .070 Width Buna-N 70 Durometer O-Ring	25
DUR102	24-Compartment 18" Wide x 12" Deep x 3" High Large Scoop Box	1

## KIT-O-RING-3A Buna-N 90 Durometer O-Rings



Part #	Description	Qty
WH7629X4	.351 ID x .072 Buna-N 90 Durometer Straight Thread #4 O-Ring	30
WH7629X5	.414 ID x .072 Buna-N 90 Durometer Straight Thread #5 O-Ring	30
WH7629X6	.468 ID x .078 Buna-N 90 Durometer Straight Thread #6 O-Ring	30
WH7629X8	.644 ID x .087 Buna-N 90 Durometer Straight Thread #8 O-Ring	30
WH7629X10	.755 ID x .097 Buna-N 90 Durometer Straight Thread #10 O-Ring	20
WH7629X12	.924 ID x .116 Buna-N 90 Durometer Straight Thread #12 O-Ring	20
WH7629X16	1.171 ID x .116 Buna-N 90 Durometer Straight Thread #16 O-Ring	20
WH4629X4	.301 ID x .070 Buna-N 90 Durometer ORS Face Seal #4 O-Ring	30
WH4629X6	.364 ID x .070 Buna-N 90 Durometer ORS Face Seal #6 O-Ring	30
WH4629X8	.489 ID x .070 Buna-N 90 Durometer ORS Face Seal #8 O-Ring	30
WH4629X10	.614 ID x .070 Buna-N 90 Durometer ORS Face Seal #10 O-Ring	20
WH4629X12	.739 ID x .070 Buna-N 90 Durometer ORS Face Seal #12 O-Ring	20
WH4629X16	.926 ID x .070 Buna-N 90 Durometer ORS Face Seal #16 O-Ring	20
PRP-568-210B90	.734 ID x .139 Buna-N 90 Durometer Code 61, Code 62 #8 O-Ring	10
PRP-568-214B90	.984 ID x .139 Buna-N 90 Durometer Code 61, Code 62 #12 O-Ring	10
PRP-568-219B90	1.296 ID x .139 Buna-N 90 Durometer Code 61, Code 62 #16 O-Ring	10
PRP-568-222B90	1.484 ID x .139 Buna-N 90 Durometer Code 61, Code 62 #20 O-Ring	10
PRP-568-225B90	1.859 ID x .139 Buna-N 90 Durometer Code 61, Code 62 #24 O-Ring	10
DUR206	24-Compartment 13-3/8" Wide x 9-1/4" Deep x 2" High Small Scoop Box	1

# ASSORTMENT KITS

## KIT-O-RING-4

Buna-N 70 Durometer O-Rings



Part #	Description	Qty
PRP-568-109	.299 ID x .103 Width Buna-N 70 Durometer O-Ring	25
PRP-568-110	.362 ID x .103 Width Buna-N 70 Durometer O-Ring	25
PRP-568-111	.424 ID x .103 Width Buna-N 70 Durometer O-Ring	25
PRP-568-112	.487 ID x .103 Width Buna-N 70 Durometer O-Ring	25
PRP-568-113	.549 ID x .103 Width Buna-N 70 Durometer O-Ring	25
PRP-568-114	.612 ID x .103 Width Buna-N 70 Durometer O-Ring	25
PRP-568-115	.674 ID x .103 Width Buna-N 70 Durometer O-Ring	25
PRP-568-116	.737 ID x .103 Width Buna-N 70 Durometer O-Ring	25
PRP-568-117	.799 ID x .103 Width Buna-N 70 Durometer O-Ring	25
PRP-568-118	.862 ID x .103 Width Buna-N 70 Durometer O-Ring	25
PRP-568-119	.924 ID x .103 Width Buna-N 70 Durometer O-Ring	25
PRP-568-120	.987 ID x .103 Width Buna-N 70 Durometer O-Ring	25
PRP-568-121	1.049 ID x .103 Width Buna-N 70 Durometer O-Ring	25
PRP-568-122	1.112 ID x .103 Width Buna-N 70 Durometer O-Ring	25
PRP-568-123	1.147 ID x .103 Width Buna-N 70 Durometer O-Ring	25
PRP-568-124	1.237 ID x .103 Width Buna-N 70 Durometer O-Ring	25
PRP-568-125	1.299 ID x .103 Width Buna-N 70 Durometer O-Ring	25
PRP-568-126	1.362 ID x .103 Width Buna-N 70 Durometer O-Ring	25
PRP-568-127	1.424 ID x .103 Width Buna-N 70 Durometer O-Ring	25
PRP-568-128	1.487 ID x .103 Width Buna-N 70 Durometer O-Ring	25
PRP-568-129	1.549 ID x .103 Width Buna-N 70 Durometer O-Ring	25
PRP-568-130	1.612 ID x .103 Width Buna-N 70 Durometer O-Ring	25
PRP-568-131	1.674 ID x .103 Width Buna-N 70 Durometer O-Ring	25
PRP-568-132	1.750 ID x .103 Width Buna-N 70 Durometer O-Ring	25
DUR102	24-Compartment 18" Wide x 12" Deep x 3" High Large Scoop Box	1

## KIT-O-RING-5

Buna-N 70 Durometer O-Rings



Part #	Description	Qty
PRP-568-209	.671 ID x .139 Width Buna-N 70 Durometer O-Ring	20
PRP-568-210	.734 ID x .139 Width Buna-N 70 Durometer O-Ring	20
PRP-568-211	.796 ID x .139 Width Buna-N 70 Durometer O-Ring	20
PRP-568-212	.859 ID x .139 Width Buna-N 70 Durometer O-Ring	20
PRP-568-213	.921 ID x .139 Width Buna-N 70 Durometer O-Ring	20
PRP-568-214	.984 ID x .139 Width Buna-N 70 Durometer O-Ring	20
PRP-568-215	1.046 ID x .139 Width Buna-N 70 Durometer O-Ring	10
PRP-568-216	1.109 ID x .139 Width Buna-N 70 Durometer O-Ring	10
PRP-568-217	1.171 ID x .139 Width Buna-N 70 Durometer O-Ring	10
PRP-568-218	1.234 ID x .139 Width Buna-N 70 Durometer O-Ring	10
PRP-568-219	1.296 ID x .139 Width Buna-N 70 Durometer O-Ring	10
PRP-568-220	1.359 ID x .139 Width Buna-N 70 Durometer O-Ring	10
PRP-568-221	1.421 ID x .139 Width Buna-N 70 Durometer O-Ring	10
PRP-568-222	1.484 ID x .139 Width Buna-N 70 Durometer O-Ring	10
PRP-568-223	1.609 ID x .139 Width Buna-N 70 Durometer O-Ring	10
PRP-568-224	1.750 ID x .139 Width Buna-N 70 Durometer O-Ring	5
PRP-568-225	1.859 ID x .139 Width Buna-N 70 Durometer O-Ring	5
PRP-568-226	2.000 ID x .139 Width Buna-N 70 Durometer O-Ring	5
PRP-568-227	2.109 ID x .139 Width Buna-N 70 Durometer O-Ring	5
PRP-568-228	2.234 ID x .139 Width Buna-N 70 Durometer O-Ring	5
PRP-568-229	2.359 ID x .139 Width Buna-N 70 Durometer O-Ring	5
PRP-568-230	2.500 ID x .139 Width Buna-N 70 Durometer O-Ring	5
PRP-568-231	2.609 ID x .139 Width Buna-N 70 Durometer O-Ring	5
PRP-568-232	2.734 ID x .139 Width Buna-N 70 Durometer O-Ring	5
DUR102	24-Compartment 18" Wide x 12" Deep x 3" High Large Scoop Box	1

# ASSORTMENT KITS

## KIT-O-RING-6 Buna-N 90 Durometer O-Rings



Part #	Description	Qty
WH7629X4	.351 ID x .072 Buna-N 90 Durometer Straight Thread #4 O-Ring	30
WH7629X5	.414 ID x .072 Buna-N 90 Durometer Straight Thread #5 O-Ring	30
WH7629X6	.468 ID x .078 Buna-N 90 Durometer Straight Thread #6 O-Ring	30
WH7629X8	.644 ID x .087 Buna-N 90 Durometer Straight Thread #8 O-Ring	30
WH7629X10	.755 ID x .097 Buna-N 90 Durometer Straight Thread #10 O-Ring	20
WH7629X12	.924 ID x .116 Buna-N 90 Durometer Straight Thread #12 O-Ring	20
WH7629X16	1.171 ID x .116 Buna-N 90 Durometer Straight Thread #16 O-Ring	20
WH7629X20	1.475 ID x .118 Buna-N 90 Durometer Straight Thread #20 O-Ring	10
WH7629X24	1.720 ID x .118 Buna-N 90 Durometer Straight Thread #24 O-Ring	10
WH4629X4	.301 ID x .070 Buna-N 90 Durometer ORS Face Seal #4 O-Ring	30
WH4629X6	.364 ID x .070 Buna-N 90 Durometer ORS Face Seal #6 O-Ring	30
WH4629X8	.489 ID x .070 Buna-N 90 Durometer ORS Face Seal #8 O-Ring	30
WH4629X10	.614 ID x .070 Buna-N 90 Durometer ORS Face Seal #10 O-Ring	20
WH4629X12	.739 ID x .070 Buna-N 90 Durometer ORS Face Seal #12 O-Ring	20
WH4629X16	.926 ID x .070 Buna-N 90 Durometer ORS Face Seal #16 O-Ring	20
WH4629X20	1.176 ID x .070 Buna-N 90 Durometer ORS Face Seal #20 O-Ring	10
WH4629X24	1.489 ID x .070 Buna-N 90 Durometer ORS Face Seal #24 O-Ring	10
PRP-568-210B90	.734 ID x .139 Buna-N 90 Durometer Code 61, Code 62 #8 O-Ring	10
PRP-568-214B90	.984 ID x .139 Buna-N 90 Durometer Code 61, Code 62 #12 O-Ring	10
PRP-568-219B90	1.296 ID x .139 Buna-N 90 Durometer Code 61, Code 62 #16 O-Ring	10
PRP-568-222B90	1.484 ID x .139 Buna-N 90 Durometer Code 61, Code 62 #20 O-Ring	10
PRP-568-225B90	1.859 ID x .139 Buna-N 90 Durometer Code 61, Code 62 #24 O-Ring	10
DUR102	24-Compartment 18" Wide x 12" Deep x 3" High Large Scoop Box	1

## KIT-HS-2 Black and Red Dual Wall and Heavy Wall 3:1 Ratio Heat Shrink Tubes



Part #	Description	Qty
HS3/16AWBK	3/16 ID x 6" Length Black Dual Wall Heat Shrink Tube w/ Adhesive Melt Liner	10
HS3/16AWRD	3/16 ID x 6" Length Red Dual Wall Heat Shrink Tube w/ Adhesive Melt Liner	10
HS1/4AWBK	1/4 ID x 6" Length Black Dual Wall Heat Shrink Tube w/ Adhesive Melt Liner	10
HS1/4AWRD	1/4 ID x 6" Length Red Dual Wall Heat Shrink Tube w/ Adhesive Melt Liner	10
HS3/8AWBK	3/8 ID x 6" Length Black Dual Wall Heat Shrink Tube w/ Adhesive Melt Liner	10
HS3/8AWRD	3/8 ID x 6" Length Red Dual Wall Heat Shrink Tube w/ Adhesive Melt Liner	10
HS1/2AWBK	1/2 ID x 6" Length Black Dual Wall Heat Shrink Tube w/ Adhesive Melt Liner	10
HS1/2AWRD	1/2 ID x 6" Length Red Dual Wall Heat Shrink Tube w/ Adhesive Melt Liner	10
HS6-1BK	.750 ID x 6" Length Heavy Wall Heat Shrink Tube w/ Adhesive Melt Liner	2
HS6-1RD	.750 ID x 6" Length Heavy Wall Heat Shrink Tube w/ Adhesive Melt Liner	2
HS4-3/0BK	1.100 ID x 6" Length Black Heavy Wall Heat Shrink Tube w/ Adhesive Melt Liner	2
HS4-3/0RD	1.100 ID x 6" Length Red Heavy Wall Heat Shrink Tube w/ Adhesive Melt Liner	2
DUR117	6-Vertical 18" Wide x 12" Deep x 3" High Large Scoop Box	1

## KIT-TERM-2 Vinyl Connectors



Part #	Description	Qty
RNSC	22-18 GA Nylon Insulated Stop Connector	50
R10R	22-18 GA Vinyl 10 Ring Connector	50
R14R	22-18 GA Vinyl 1/4 Ring Connector	50
R516R	22-18 GA Vinyl 5/16 Ring Connector	50
RNIFF-250	22-18 GA Nylon .250 Female Fully Insulated Connector	50
RNIFM-250	22-18 GA Nylon .250 Male Fully Insulated Connector	50
BNSC	16-14 GA Nylon Insulated Stop Connector	50
B10R	16-14 GA Vinyl 10 Ring Connector	50
B14R	16-14 GA Vinyl 1/4 Ring Connector	50
B516R	16-14 GA Vinyl 5/16 Ring Connector	50
B38R	16-14 GA Vinyl 3/8 Ring Connector	50
BNIFF-250	16-14 GA Nylon .250 Female Fully Insulated Connector	50
BNIFM-250	16-14 GA Nylon .250 Male Fully Insulated Connector	50
YNSC	12-10 GA Nylon Insulated Stop Connector	50
Y10R	12-10 GA Vinyl 10 Ring Connector	50
Y14R	12-10 GA Vinyl 1/4 Ring Connector	50
Y516R	12-10 GA Vinyl 5/16 Ring Connector	50
Y38R	12-10 GA Vinyl 3/8 Ring Connector	25
Y12R	12-10 GA Vinyl 5/16 Ring Connector	25
DUR102	24-Compartment 18" Wide x 12" Deep x 3" High Large Scoop Box	1

15

# ASSORTMENT KITS



## KIT-TERM-3

Nylon Connectors with Heat Shrink

Part #	Description	Qty
R10RHS	22-18 GA Nylon 10 Ring Connector with Heat Shrink	25
R14RHS	22-18 GA Nylon 1/4 Ring Connector with Heat Shrink	25
R38RHS	22-18 GA Nylon 3/8 Ring Connector with Heat Shrink	25
RNSCHS	22-18 GA Nylon Heat Shrink Stop Connector	50
RNIFFHS-250	22-18 GA Nylon .250 Female Fully Insulated Connector w/ Heat Shrink	20
RNIFMHS-250	22-18 GA Nylon .250 Female Fully Insulated Connector w/ Heat Shrink	20
B10RHS	16-14 GA Nylon 10 Ring Connector with Heat Shrink	25
B14RHS	16-14 GA Nylon 1/4 Ring Connector with Heat Shrink	25
B516RHS	16-14 GA Nylon 5/16 Ring Connector with Heat Shrink	25
B38RHS	16-14 GA Nylon 3/8 Ring Connector with Heat Shrink	25
BNSCHS	16-14 GA Nylon Heat Shrink Stop Connector	50
BNIFFHS-250	16-14 GA Nylon .250 Female Fully Insulated Connector w/ Heat Shrink	20
BNIFMHS-250	16-14 GA Nylon .250 Male Fully Insulated Connector w/ Heat Shrink	20
Y10RHS	12-10 GA Nylon 10 Ring Connector with Heat Shrink	25
Y14RHS	12-10 GA Nylon 1/4 Ring Connector with Heat Shrink	25
Y38RHS	12-10 GA Nylon 3/8 Ring Connector with Heat Shrink	20
YNSCHS	12-10 GA Nylon Heat Shrink Stop Connector	25
DUR102	24-Compartment 18" Wide x 12" Deep x 3" High Large Scoop Box	1

## KIT-TERM-3E

Economy Nylon Connectors with Heat Shrink



Part #	Description	Qty
R10RHS-E	22-18 GA Nylon 10 Ring Connector with Heat Shrink	25
R14RHS-E	22-18 GA Nylon 1/4 Ring Connector with Heat Shrink	25
R38RHS-E	22-18 GA Nylon 3/8 Ring Connector with Heat Shrink	25
RNSCHS-E	22-18 GA Nylon Heat Shrink Stop Connector	50
RNIFFHS-250-E	22-18 GA Nylon .250 Female Fully Insulated Connector w/ Heat Shrink	20
RNIFMHS-250-E	22-18 GA Nylon .250 Female Fully Insulated Connector w/ Heat Shrink	20
B10RHS-E	16-14 GA Nylon 10 Ring Connector with Heat Shrink	25
B14RHS-E	16-14 GA Nylon 1/4 Ring Connector with Heat Shrink	25
B516RHS-E	16-14 GA Nylon 5/16 Ring Connector with Heat Shrink	25
B38RHS-E	16-14 GA Nylon 3/8 Ring Connector with Heat Shrink	25
BNSCHS-E	16-14 GA Nylon Heat Shrink Stop Connector	50
BNIFFHS-250-E	16-14 GA Nylon .250 Female Fully Insulated Connector w/ Heat Shrink	20
BNIFMHS-250-E	16-14 GA Nylon .250 Male Fully Insulated Connector w/ Heat Shrink	20
Y10RHS-E	12-10 GA Nylon 10 Ring Connector with Heat Shrink	25
Y14RHS-E	12-10 GA Nylon 1/4 Ring Connector with Heat Shrink	25
Y38RHS-E	12-10 GA Nylon 3/8 Ring Connector with Heat Shrink	20
YNSCHS-E	12-10 GA Nylon Heat Shrink Stop Connector	25
DUR102	24-Compartment 18" Wide x 12" Deep x 3" High Large Scoop Box	1

## KIT-TERM-5

Non-Insulated Connectors



Part #	Description	Qty
XRSC	22-18 GA Non-Insulated Stop Connector	50
XR6R	22-18 GA 6 Non-Insulated Ring Connector	50
XR8R	22-18 GA 8 Non-Insulated Ring Connector	50
XR10R	22-18 GA 10 Non-Insulated Ring Connector	50
XR14R	22-18 GA 1/4 Non-Insulated Ring Connector	50
XRFF-250	22-18 GA .250 Female Quick Slide Connector	50
XRFFM-250	22-18 GA .250 Male Quick Disconnect	50
XBSC	16-14 GA Non-Insulated Stop Connector	50
XB8R	16-14 GA 8 Non-Insulated Ring Connector	50
XB10R	16-14 GA 10 Non-Insulated Ring Connector	50
XB516R	16-14 GA 5/16 Non-Insulated Ring Connector	50
XBFF-250	16-14 GA .250 Female Quick Slide Connector	50
XBFFM-250	16-14 GA .250 Male Quick Disconnect	50
XYSC	12-10 GA Non-Insulated Stop Connector	50
XY10R	12-10 GA 10 Non-Insulated Ring Connector	50
XY14R	12-10 GA 1/4 Non-Insulated Ring Connector	50
XY516R	12-10 GA 5/16 Non-Insulated Ring Connector	50
XY38R	12-10 GA 3/8 Non-Insulated Ring Connector	50
XY12R	12-10 GA 1/2 Non-Insulated Ring Connector	50
DUR102	24-Compartment 18" Wide x 12" Deep x 3" High Large Scoop Box	1

15

# ASSORTMENT KITS

## KIT-TERM-5A

Non-Insulated Connectors



Part #	Description	Qty
XRSC	22-18 GA Non-Insulated Stop Connector	25
XR6R	22-18 GA 6 Non-Insulated Ring Connector	25
XR8R	22-18 GA 8 Non-Insulated Ring Connector	25
XR10R	22-18 GA 10 Non-Insulated Ring Connector	25
XRFF-250	22-18 GA .250 Female Quick Slide Connector	25
XRFM-250	22-18 GA .250 Male Quick Disconnect	25
XBSC	16-14 GA Non-Insulated Stop Connector	25
XB8R	16-14 GA 8 Non-Insulated Ring Connector	25
XB10R	16-14 GA 10 Non-Insulated Ring Connector	25
XB516R	16-14 GA 5/16 Non-Insulated Ring Connector	25
XBFF-250	16-14 GA .250 Female Quick Slide Connector	25
XBFM-250	16-14 GA .250 Male Quick Disconnect	25
XYSC	12-10 GA Non-Insulated Stop Connector	25
XY10R	12-10 GA 10 Non-Insulated Ring Connector	25
XY14R	12-10 GA 1/4 Non-Insulated Ring Connector	25
XY516R	12-10 GA 5/16 Non-Insulated Ring Connector	10
XY38R	12-10 GA 3/8 Non-Insulated Ring Connector	10
XY12R	12-10 GA 1/2 Non-Insulated Ring Connector	10
DUR206	20-Compartment 13-3/8" Wide x 9-1/4" Deep x 2" High Small Scoop Box	1

## KIT-TERM-6

Nylon Connectors



Part #	Description	Qty
RN10R	22-18 GA Nylon 10 Ring Connector	50
RN14R	22-18 GA Nylon 1/4 Ring Connector	50
RN516R	22-18 GA Nylon 5/16 Ring Connector	50
RNSC	22-18 GA Nylon Stop Connector	50
RNIFF-2503M	22-18 GA Nylon .250 Female Fully Insulated Connector	50
RNIFM-2503M	22-18 GA Nylon .250 Male Fully Insulated Connector	50
BN10R	16-14 GA Nylon 10 Ring Connector	50
BN14R	16-14 GA Nylon 1/4 Ring Connector	50
BN516R	16-14 GA Nylon 5/16 Ring Connector	50
BN38R	16-14 GA Nylon 3/8 Ring Connector	50
BNSC	16-14 GA Nylon Stop Connector	50
BNIFF-2503M	16-14 GA Nylon .250 Female Fully Insulated Connector	50
BNIFM-2503M	16-14 GA Nylon .250 Male Fully Insulated Connector	50
YN10R	12-10 GA Nylon 10 Ring Connector	50
YN14R	12-10 GA Nylon 1/4 Ring Connector	50
YN516R	12-10 GA Nylon 5/16 Ring Connector	50
YN38R	12-10 GA Nylon 3/8 Ring Connector	50
YNSC	12-10 GA Nylon Stop Connector	50
YNIFF-2503M	12-10 GA Nylon .250 Female Fully Insulated Connector	50
YNIFM-2503M	12-10 GA Nylon .250 Male Fully Insulated Connector	50
DUR102	24-Compartment 18" Wide x 12" Deep x 3" High Large Scoop Box	1

# ASSORTMENT KITS



## KIT-FUSE-2

Glass, Glass Type, ATO, and MINI Blade Type Fuses

Part #	Description	Qty
LITAGC-5	5 Amp 32 Volt 1/4 x 1-1/4 Glass Fuse	10
LITAGC-71/2	7-1/2 Amp 32 Volt 1/4 x 1-1/4 Glass Fuse	10
LITAGC-10	10 Amp 32 Volt 1/4 x 1-1/4 Glass Fuse	10
LITAGC-15	15 Amp 32 Volt 1/4 x 1-1/4 Glass Fuse	15
LITAGC-20	20 Amp 32 Volt 1/4 x 1-1/4 Glass Fuse	15
LITAGC-25	25 Amp 32 Volt 1/4 x 1-1/4 Glass Fuse	15
LITAGC-30	30 Amp 32 Volt 1/4 x 1-1/4 Glass Fuse	10
LITSFE-9	9 Amp 32 Volt 1/4 x 7/8 Glass Type Fuse	10
LITSFE-14	14 Amp 32 Volt 1/4 x 1-1/16 Glass Type Fuse	10
LITSFE-20	20 Amp 32 Volt 1/4 x 1-1/4 Glass Type Fuse	10
LITSFE-30	30 Amp 32 Volt 1/4 x 1-7/16 Glass Type Fuse	10
LITATO-71/2	7-1/2 Amp Brown Blade Type Fuse	10
LITATO-10	10 Amp Red Blade Type Fuse	10
LITATO-15	15 Amp Blue Blade Type Fuse	15
LITATO-20	20 Amp Yellow Blade Type Fuse	15
LITATP-25	25 Amp Clear Blade Type Fuse	15
LITATO-30	30 Amp Green Blade Type Fuse	15
LITMIN-10	10 Amp Red Mini Blade Type Fuse	10
LITMIN-15	15 Amp Blue Mini Blade Type Fuse	15
LITMIN-20	20 Amp Yellow Mini Blade Type Fuse	15
LITMIN-25	25 Amp Clear Mini Blade Type Fuse	15
LITMIN-30	30 Amp Green Mini Blade Type Fuse	10
DUR102	24-Compartment 18" Wide x 12" Deep x 3" High Large Scoop Box	1

## KIT-FUSE-3

MINI and ATO Blade Type Fuses




Part #	Description	Qty
LITMIN-2	2 Amp Gray MINI Blade Type Fuse	10
LITMIN-3	3 Amp Violet MINI Blade Type Fuse	10
LITMIN-4	4 Amp Pink MINI Blade Type Fuse	10
LITMIN-5	5 Amp Tan MINI Blade Type Fuse	10
LITMIN-71/2	7-1/2 Amp Brown MINI Blade Type Fuse	10
LITMIN-10	10 Amp Red MINI Blade Type Fuse	20
LITMIN-15	15 Amp Blue MINI Blade Type Fuse	20
LITMIN-20	20 Amp Yellow MINI Blade Type Fuse	20
LITMIN-25	25 Amp Clear MINI Blade Type Fuse	20
LITMIN-30	30 Amp Green MINI Blade Type Fuse	20
LITATO-2	2 Amp Gray ATO Blade Type Fuse	10
LITATO-3	3 Amp Violet ATO Blade Type Fuse	10
LITATO-4	4 Amp Pink ATO Blade Type Fuse	10
LITATO-5	5 Amp Tan ATO Blade Type Fuse	10
LITATO-71/2	7-1/2 Amp Brown ATO Blade Type Fuse	10
LITATO-10	10 Amp Red ATO Blade Type Fuse	20
LITATO-15	15 Amp Blue ATO Blade Type Fuse	20
LITATO-20	20 Amp Yellow ATO Blade Type Fuse	20
LITATO-25	25 Amp Clear ATO Blade Type Fuse	20
LITATO-30	30 Amp Green ATO Blade Type Fuse	20
LITATO-40	40 Amp Orange ATO Blade Type Fuse	20
DUR102	24-Compartment 18" Wide x 12" Deep x 3" High Large Scoop Box	1

# ASSORTMENT KITS

## KIT-FUSE-4

MINI, ATO, & MAXI Blade Type Fuses



Part #	Description	Qty
LITMIN-3	3 Amp Violet MINI Blade Type Fuse	10
LITMIN-4	4 Amp Pink MINI Blade Type Fuse	10
LITMIN-5	5 Amp Tan MINI Blade Type Fuse	10
LITMIN-7 1/2	7-1/2 Amp Brown MINI Blade Type Fuse	10
LITMIN-10	10 Amp Red MINI Blade Type Fuse	10
LITMIN-15	15 Amp Blue MINI Blade Type Fuse	10
LITMIN-20	20 Amp Yellow MINI Blade Type Fuse	10
LITMIN-25	25 Amp Clear MINI Blade Type Fuse	10
LITMIN-30	30 Amp Green MINI Blade Type Fuse	10
LITATO-3	3 Amp Violet ATO Blade Type Fuse	10
LITATO-4	4 Amp Pink ATO Blade Type Fuse	10
LITATO-5	5 Amp Tan ATO Blade Type Fuse	10
LITATO-7 1/2	7-1/2 Amp Brown ATO Blade Type Fuse	10
LITATO-10	10 Amp Red ATO Blade Type Fuse	10
LITATO-15	15 Amp Blue ATO Blade Type Fuse	10
LITATO-20	20 Amp Yellow ATO Blade Type Fuse	10
LITATO-25	25 Amp Clear ATO Blade Type Fuse	10
LITATO-30	30 Amp Green ATO Blade Type Fuse	10
LITMAX-20	20 Amp Yellow MAXI Blade Type Fuse	2
LITMAX-30	30 Amp Green MAXI Blade Type Fuse	2
LITMAX-40	40 Amp Orange MAXI Blade Type Fuse	2
LITMAX-50	50 Amp Red MAXI Blade Type Fuse	2
LITMAX-60	60 Amp Blue MAXI Blade Type Fuse	2
DUR102	24-Compartment 18" Wide x 12" Deep x 3" High Large Scoop Box	1

## KIT-FUSE-6

Fuse Holders



Part #	Description	Qty
LITFHA-2	12 GA ATO In Line Fuse Holder	4
LITFHA-200	ATO Add-A-Circuit Fuse Holder	1
LITFHA-30	12 GA ATO In Line Fuse Holder with 30 Amp Fuse	4
LITFHAC-2	12 GA ATO In Line Fuse Holder with Protective Cap	4
LITFHAC-WP	12 GA Environmentally Sealed Blade Type Fuse Holder	2
LITFHM-200	MINI Add-A-Circuit Fuse Holder	1
LITFNY-30	12 GA Fuse Holder for 1/4 x 1-1/4 Length Fuses w/ 30 Amp Fuse	4
LITFHM-2	12 GA MINI Fuse Holder with Protective Cap	4
LITFHP-1	14 GA Universal In Line Fuse Holder	4
LITFNY-1	14 GA Fuse Holder for 1/4 x 1-1/4 Fuses	4
LITMAH-1	6 GA Wire MAXI In Line Fuse Holder with Protective Cap	1
DUR119	Adjustable 18" Wide x 12" Deep x 3" High Large Scoop Box	1

## KIT-FUSE-ATO-2


ATO Blade Type Fuses



Part #	Description	Qty
LITATO-1	1 Amp Black Blade Type Fuse	15
LITATO-2	2 Amp Gray Blade Type Fuse	15
LITATO-3	3 Amp Violet Blade Type Fuse	15
LITATO-4	4 Amp Pink Blade Type Fuse	15
LITATO-5	5 Amp Tan Blade Type Fuse	20
LITATO-7 1/2	7-1/2 Amp Brown Blade Type Fuse	20
LITATO-10	10 Amp Red Blade Type Fuse	20
LITATO-15	15 Amp Blue Blade Type Fuse	25
LITATO-20	20 Amp Yellow Blade Type Fuse	25
LITATO-25	25 Amp Clear Blade Type Fuse	25
LITATO-30	30 Amp Green Blade Type Fuse	25
LITATO-40	40 Amp Orange Blade Type Fuse	20
DUR111	20-Compartment 18" Wide x 12" Deep x 3" High Large Scoop Box	1

# ASSORTMENT KITS

IMAGE  
COMING  
SOON



## KIT-FUSE-JCAS-2

JCAS and LJCAS Fuses

Part #	Description	Qty
LITJCAS-20	20 Amp 32 Volt Slo-Blo Blue High Amp Fuse	10
LITJCAS-25	25 Amp 32 Volt Slo-Blo White High Amp Fuse	10
LITJCAS-30	30 Amp 32 Volt Slo-Blo Pink High Amp Fuse	10
LITJCAS-40	40 Amp 32 Volt Slo-Blo Green High Amp Fuse	10
LITJCAS-50	50 Amp 32 Volt Slo-Blo Red High Amp Fuse	10
LITJCAS-60	60 Amp 32 Volt Slo-Blo Yellow High Amp Fuse	10
LITLJCAS-20	20 Amp 32 Volt Slo-Blo Blue High Amp Low Profile Fuse	10
LITLJCAS-25	25 Amp 32 Volt Slo-Blo White High Amp Low Profile Fuse	10
LITLJCAS-30	30 Amp 32 Volt Slo-Blo Pink High Amp Low Profile Fuse	10
LITLJCAS-40	40 Amp 32 Volt Slo-Blo Green High Amp Low Profile Fuse	10
LITLJCAS-50	50 Amp 32 Volt Slo-Blo Red High Amp Low Profile Fuse	10
LITLJCAS-60	60 Amp 32 Volt Slo-Blo Yellow High Amp Low Profile Fuse	10
DUR113	16-Compartment 18" Wide x 12" Deep x 3" High Large Scoop Box	1

## KIT-TY-BK-2

UV-Resistant Black Nylon Cable Ties

Part #	Description	Qty
TY-4-18BK	4" x .094 Width 18lb Black UV Resistant Nylon Cable Tie	100
TY-6-30BK	6" x .140Width 30lb Black UV Resistant Nylon Cable Tie	100
TY-8-50BK	8" x .180 Width 50lb Black UV Resistant Nylon Cable Tie	100
TY-12-50BK	12" x .180 Width 50lb Black UV Resistant Cable Tie	100
TY-15-50BK	15" x .180 Width 50lb Black UV Resistant Cable Tie	50
TY-15-120BK	15" x .300 Width 120lb Black UV Resistant Cable Tie	50
TY-MT-1.1BK	1.125 Adhesive Back 4-Way Black UV Resistant Mounting Tab	25
DUR125	6-Horizontal 18" Wide x 12" Deep x 3" High Large Scoop Box	1

## KIT-TY-N-2

UV-Resistant Black Nylon Cable Ties

Part #	Description	Qty
TY-4-18N	4" x .094 Width 18lb Natural Nylon Cable Tie	100
TY-6-30N	6" x .140Width 30lb Natural Nylon Cable Tie	100
TY-8-50N	8" x .180 Width 50lb Natural Nylon Cable Tie	100
TY-12-50N	12" x .180 Width 50lb Natural Nylon Cable Tie	100
TY-15-50N	15" x .180 Width 50lb Natural Nylon Cable Tie	50
TY-15-120N	15" x .300 Width 120lb Natural Nylon	50
TY-MT-1.1N	1.125 Adhesive Back 4-Way Mounting Tab	25
DUR125	6-Horizontal 18" Wide x 12" Deep x 3" High Large Scoop Box	1

## KIT-WGPT-2

Primary WGPT Wire

Part #	Description	Qty
WGPT16BK-C	16 GA Black SAE J1128 80 PVC Primary Wire	100ft
WGPT16RD-C	16 GA Red SAE J1128 80 PVC Primary Wire	100ft
WGPT16W-C	16 GA White SAE J1128 PVC Primary Wire	100ft
WGPT16BR-C	16 GA Brown SAE J1128 PVC Primary Wire	100ft
WGPT16BL-C	16 GA Blue SAE J1128 PVC Primary Wire	100ft
WGPT16GR-C	16 GA Green J1128 PVC Primary Wire	100ft
WGPT16Y-C	16 GA Yellow J1128 PVC Primary Wire	100ft
WGPT14BK-C	14 GA Black J1128 80 PVC Primary Wire	100ft
WGPT14RD-C	14 GA Red SAE J1128 80 PVC Primary Wire	100ft
WGPT14W-C	14 GA White SAE J1128 80 PVC Primary Wire	100ft
WGPT14BR-C	14 GA Brown SAE J1128 80 PVC Primary Wire	100ft
WGPT14BL-C	14 GA blue SAE J1128 80 PVC Primary Wire	100ft
WGPT14GR-C	14 GA Green SAE J1128 80 PVC Primary Wire	100ft
WGPT14Y-C	14 GA Yellow SAE J1128 80 PVC Primary Wire	100ft
WGPT12BK-C	12 GA Black J1128 80 PVC Primary Wire	100ft
WGPT12RD-C	12 GA Red SAE J1128 80 PVC Primary Wire	100ft
WGPT12W-C	12 GA White SAE J1128 80 PVC Primary Wire	100ft
WGPT12BR-C	12 GA Brown SAE J1128 80 PVC Primary Wire	100ft
WGPT12BL-C	12 GA Blue SAE J1128 80 PVC Primary Wire	100ft
WGPT12GR-C	12 GA Green SAE J1128 80 PVC Primary Wire	100ft
WGPT12Y-C	12 GA Yellow SAE J1128 80 PVC Primary Wire	100ft
DUR	Wide x Deep x High Wire Rack	1



# ASSORTMENT KITS

## KIT-ID30-2

Wire Nuts and Connectors



Part #	Description	Qty
ID30-71	71B Gray Wire Nut	100
ID30-72	72B Blue Wire Nut	100
ID30-73	73B Orange Wire Nut	100
ID30-74	74B Yellow Wire Nut	50
ID30-76	76B Red Wire Nut	25
ID30-341	Tan No. 22 - No. 8 AWG 600 Volt Wing Nut Wire Connector	50
ID30-342	Gray No. 18 - No. 8 AWG 600 Volt Wing Nut Wire Connector	50
ID30-452	Red No. 18 - No. 8 AWG 600 Volt Wing Nut Wire Connector	25
ID30-454	Blue No. 14 - No. 8 AWG 600 Volt Wing Nut Wire Connector	20
DUR115	12-Compartment 18" Wide x 12" Deep x 3" High Large Scoop Box	1

## KIT-BT-2

Battery Terminals, Color Coded Connector Lugs, and Cable Splices



Part #	Description	Qty
BAS4	4 GA Cable Splice Color Coded Gray	5
BAL414	4 GA 1/4 Ring Color Coded Gray Connector Lug	5
BAL438	4 GA 3/4 Ring Color Coded Gray Connector Lug	5
BT-4P	4 GA Positive Crimp Type Battery Terminal	2
BT-4N	4 GA Negative Crimp Type Battery Terminal	2
BAS1	1 GA Cable Splice Color Coded Pink	5
BAL138	1 GA 3/8 Ring Color Coded Pink Connector Lug	5
BAL112	1 GA 1/2 Ring Color Coded Pink Connector Lug	5
BT-1-2P	1-2 GA Positive Crimp Type Battery Terminal	2
BT-1-2N	1-2 GA Negative Crimp Type Battery Terminal	2
BAS10	1/0 GA Cable Splice Color Coded Black	5
BAL1038	1/0 GA 3/8 Ring Color Coded Black Connector Lug	5
BAL1012	1/0 GA 1/2 Ring Color Coded Black Connector Lug	5
BT-10P	1/0 GA Positive Crimp Type Battery Terminal	2
BT-10N	1/0 GA Negative Crimp Type Battery Terminal	2
BAS20	2/0 GA Cable Splice Color Coded Orange	5
BAL2038	2/0 GA 3/8 Ring Color Coded Orange Connector Lug	5
BAL2012	2/0 GA 1/2 Ring Color Coded Orange Connector Lug	5
BT-20P	2/0 GA Positive Crimp Type Battery Terminal	2
BT-20N	2/0 GA Negative Crimp Type Battery Terminal	2
DUR102	24-Compartment 18" Wide x 12" Deep x 3" High Large Scoop Box	1

## KIT-BT-3

Positive and Negative Battery Terminals



Part #	Description	Qty
BT-4P	4 GA Positive Crimp Type Battery Terminal	4
BT-4N	4 GA Negative Crimp Type Battery Terminal	4
BT-1-2P	1-2 GA Positive Crimp Type Battery Terminal	4
BT-1-2N	1-2 GA Negative Crimp Type Battery Terminal	4
BT-10P	1/0 GA Positive Crimp Type Battery Terminal	4
BT-10N	1/0 GA Negative Crimp Type Battery Terminal	4
BT-10PFL	1/0 GA Positive Flag Crimp Type Battery Terminal	2
BT-10NFL	1/0 GA Negative Flag Crimp Type Battery Terminal	2
BT-10PRA	1/0 GA Positive Right Angle Crimp Type Battery Terminal	2
BT-10NRA	1/0 GA Negative Right Angle Crimp Type Battery Terminal	2
BT-20P	2/0 GA Positive Crimp Type Battery Terminal	2
BT-20N	2/0 GA Negative Crimp Type Battery Terminal	2
BT-20PFL	2/0 GA Positive Flag Crimp Type Battery Terminal	2
BT-20NFL	2/0 GA Negative Flag Crimp Type Battery Terminal	2
BT-20PRA	2/0 Positive Right Angle Crimp Type Battery Terminal	2
BT-20NRA	2/0 Negative Right Angle Crimp Type Battery Terminal	2
DUR113	16-Compartment 18" Wide x 12" Deep x 3" High Large Scoop Box	1

# ASSORTMENT KITS

## KIT-BCT

Battery Terminals, Connector Lugs, and Heat Shrink Tubes with Crimp Tool



Part #	Description	Qty
BT-BCT-1 BT-CC2/0	6 GA to 250 MCM 25" Length Hex Battery Terminal Crimp Tool 2/0 GA 7-3/8" Length Copper Cable Cutting Tool	1 1
BT-20P BT-20N BAL2038 BAL2012	2/0 GA Positive Crimp Type Battery Terminal 2/0 GA Positive Crimp Type Battery Terminal 2/0 GA 3/8 Ring Color Coded Orange Connector Lug 2/0 GA 1/2 Ring Color Coded Orange Connector Lug	2 2 2 2
HS6-1BK HS6-1RD	.750 ID x 6" Length Black Heavy Wall 3:1 Shrink Ratio Heat Shrink Tube with Adhesive Melt Liner .750 ID x 6" Length Red Heavy Wall 3:1 Shrink Ratio Heat Shrink Tube with Adhesive Melt Liner	2 2
BT-BCT-1BX	Metal Box for BCT Crimp Tools and Accessories	1

## KIT-BCL-2

Copper Lugs



Part #	Description	Qty
BCL814 BCL8516	8 GA 1/4 Ring Copper Lug 8 GA 5/16 Ring Copper Lug	25 25
BCL614 BCL6516 BCL638	6 GA 1/4 Ring Copper Lug 6 GA 5/16 Ring Copper Lug 6 GA 3/8 Ring Copper Lug	25 25 25
BCL414 BCL4516 BCL438	4 GA 1/4 Ring Copper Lug 4 GA 5/16 Ring Copper Lug 4 GA 3/8 Ring Copper Lug	25 25 25
BCL214 BCL4516 BCL238	2 GA 1/4 Ring Copper Lug 2 GA 5/16 Ring Copper Lug 2 GA 3/8 Ring Copper Lug	25 25 25
BCL138	1 GA 3/8 Ring Copper Lug	10
BCL1014 BCL10516 BCL1038	1/0 GA 1/4 Ring Copper Lug 1/0 GA 5/16 Ring Copper Lug 1/0 GA 3/8 Ring Copper Lug	10 10 10
BCL2038 BCL2012	2/0 GA 3/8 Ring Copper Lug 2/0 GA 1/2 Ring Copper Lug	10 10
DUR102	24-Compartment 18" Wide x 12" Deep x 3" High Large Scoop Box	1

## KIT-BL-2

Copper Lugs



Part #	Description	Qty
BCL814 BCL8516	8 GA 1/4 Ring Copper Lug 8 GA 5/16 Ring Copper Lug	25 25
BCL614 BCL6516 BCL638	6 GA 1/4 Ring Copper Lug 6 GA 5/16 Ring Copper Lug 6 GA 3/8 Ring Copper Lug	25 25 25
BCL414 BCL4516 BCL438	4 GA 1/4 Ring Copper Lug 4 GA 5/16 Ring Copper Lug 4 GA 3/8 Ring Copper Lug	25 25 25
BCL214 BCL4516 BCL238	2 GA 1/4 Ring Copper Lug 2 GA 5/16 Ring Copper Lug 2 GA 3/8 Ring Copper Lug	25 25 25
BCL138	1 GA 3/8 Ring Copper Lug	10
BCL1014 BCL10516 BCL1038	1/0 GA 1/4 Ring Copper Lug 1/0 GA 5/16 Ring Copper Lug 1/0 GA 3/8 Ring Copper Lug	10 10 10
BCL2038 BCL2012	2/0 GA 3/8 Ring Copper Lug 2/0 GA 1/2 Ring Copper Lug	10 10
DUR102	24-Compartment 18" Wide x 12" Deep x 3" High Large Scoop Box	1

# ASSORTMENT KITS

## KIT-BAL-2

Color Coded Connector Lugs



Part #	Description	Qty
BAS6	6 GA Cable Splice Color Coded Blue	10
BAL614	6 GA 1/4 Ring Color Coded Blue Connector Lug	10
BAL638	6 GA 3/8 Ring Color Coded Blue Connector Lug	10
BAS4	4 GA Cable Splice Color Coded Gray	10
BAL414	4 GA 1/4 Ring Color Coded Gray Connector Lug	10
BAL4516	4 GA 5/16 Ring Color Coded Gray Connector Lug	10
BAL438	4 GA 3/8 Ring Color Coded Gray Connector Lug	10
BAL412	4 GA 1/2 Ring Color Coded Gray Connector Lug	5
BAS1	1 GA Cable Splice Color Coded Pink	5
BAL114	1 GA 1/4 Ring Color Coded Pink Connector Lug	5
BAL1516	1 GA 5/16 Ring Color Coded Pink Connector Lug	5
BAL138	1 GA 3/8 Ring Color Coded Pink Connector Lug	5
BAS10	1/0 GA Cable Splice Color Coded Black	5
BAL10516	1/0 GA 5/16 Ring Color Coded Black Connector Lug	5
BAL1038	1/0 GA 3/8 Ring Color Coded Black Connector Lug	5
BAL1012	1/0 GA 1/2 Ring Color Coded Black Connector Lug	5
BAS20	2/0 GA Cable Splice Color Coded Orange	2
BAL2014	2/0 GA 1/4 Ring Color Coded Orange Connector Lug	2
BAL20516	2/0 GA 5/16 Ring Color Coded Connector Lug	2
BAL2038	2/0 GA 3/8 Ring Color Coded Connector Lug	2
BAL2012	2/0 GA 1/2 Ring Color Coded Connector Lug	2
DUR102	24-Compartment 18" Wide x 12" Deep x 3" High Large Scoop Box	1

## KIT-WP-2

Weather Pack Connectors, Cable Seals, and Connector Housings



Part #	Description	Qty
PAC12089040	20-18 GA Male Weather Pack Connector	50
PAC12089188	20-18 GA Female Weather Pack Connector	50
PAC12124582	16-14 GA Male Weather Pack Connector	50
PAC12124580	16-14 GA Female Weather Pack Connector	50
PAC12124587	12-10 GA Male Weather Pack Connector	25
PAC12124581	12-10 GA Female Weather Pack Connector	25
PAC12041351	Tan Silicone Weather Pack Cable Seal for 18 GA Wire	50
PAC12015323	Green Silicone Weather Pack Cable Seal for 16-14 GA Wire	50
PAC12010293	Light Gray Silicone Weather Pack Cable Seal for 16-14 Wire	50
PAC12015193	Blue Silicone Weather Pack Cable Seal for 12-10 GA Wire	50
PAC12010300	Light Green Silicone Weather Pack Cable Seal Cavity Plug	50
PAC12015791	1 Cavity Flat Female Weather Pack Connector Housing	10
PAC12010996	1 Cavity Flat Male Weather Pack Connector Housing	10
PAC12015792	2 Cavity Flat Female Weather Pack Connector Housing	5
PAC12010973	2 Cavity Flat Male Weather Pack Connector Housing	5
PAC12020829	3 Cavity Flat Female Weather Pack Connector Housing	5
PAC12020827	3 Cavity Flat Male Weather Pack Connector Housing	5
PAC12020832	4 Cavity Flat Female Weather Pack Connector Housing	2
PAC12080830	4 Cavity Flat Male Weather Pack Connector Housing	2
PAC12015024	4 Cavity Square Male Weather Pack Connector Housing	2
PAC12015798	4 Cavity Square Female Weather Pack Connector Housing	2
PAC12020926	6 Cavity Flat Female Weather Pack Connector Housing	2
PAC12020786	6 Cavity Flat Male Weather Pack Connector Housing	2
DUR102	21-Compartment 18" Wide x 12" Deep x 3" High Large Scoop Box	1

# ASSORTMENT KITS



## KIT-WP-3

Weather Pack Connectors, Cable Seals, and Connector Housings

Part #	Description	Qty
PAC12089040	20-18 GA Male Weather Pack Connector	50
PAC12089188	20-18 GA Female Weather Pack Connector	50
PAC12124582	16-14 GA Male Weather Pack Connector	50
PAC12124580	16-14 GA Female Weather Pack Connector	50
PAC12124587	12-10 GA Male Weather Pack Connector	25
PAC12124581	12-10 GA Female Weather Pack Connector	25
PAC12041351	Tan Silicone Weather Pack Cable Seal for 18 GA Wire	50
PAC12015323	Green Silicone Weather Pack Cable Seal for 16-14 GA Wire	50
PAC12010293	Light Gray Silicone Weather Pack Cable Seal for 16-14 Wire	50
PAC12015193	Blue Silicone Weather Pack Cable Seal for 12-10 GA Wire	50
PAC12010300	Light Green Silicone Weather Pack Cable Seal Cavity Plug	50
PAC12015791	1 Cavity Flat Female Weather Pack Connector Housing	10
PAC12010996	1 Cavity Flat Male Weather Pack Connector Housing	10
PAC12015792	2 Cavity Flat Female Weather Pack Connector Housing	5
PAC12010973	2 Cavity Flat Male Weather Pack Connector Housing	5
PAC12020829	3 Cavity Flat Female Weather Pack Connector Housing	5
PAC12020827	3 Cavity Flat Male Weather Pack Connector Housing	5
PAC12020832	4 Cavity Flat Female Weather Pack Connector Housing	2
PAC12080830	4 Cavity Flat Male Weather Pack Connector Housing	2
PAC12014012	GM Weather Pack Male and Female Removal Tool	1
SAR3138CT	20-18 AWG 16-14 GA Pin & Sleeve Core Insulation Ratchet Type Crimp Tool	1
DUR109	21-Compartment 18" Wide x 12" Deep x 3" High Large Scoop Box	1



## KIT-BULB-2

Miniature Bulbs

Part #	Description	Qty
SYL194	14 Volt T-3 1/4 Wedge Type Base Miniature Bulb	10
SYL53	14.4 Volt G-3 1/2 Bayonet Base Miniature Bulb	10
SYL57	14 Volt G-4 1/2 Miniature Bayonet Base Miniature Bulb	10
SYL1893	14 Volt T-3 1/4 Miniature Bayonet Base Miniature Bulb	10
SYL97	13.5 Volt G-6 Single Contact Bayonet Base Miniature Bulb	10
SYL912	12.8 Volt T-5 Wedge Base Miniature Bulb	10
SYL1156	12.8 Volt S-8 Single Contact Base Miniature Bulb	10
SYL1157	12.8 Volt S-8 Double Contact Base Miniature Bulb	10
SYL3156	12.8 Volt GT-8 Single Contact Wedge Base Miniature Bulb	10
SYL3157	12.8 Volt GT-8 Double Contact Wedge Base Miniature Bulb	10
DUR119	Adjustable 18" Wide x 12" Deep x 3" High Large Scoop Box	1



## KIT-SYL-2

Miniature Bulbs

Part #	Description	Qty
SYL53	14.4 Volt G-3 1/2 Bayonet Base Miniature Bulb	10
SYL57	14 Volt G-4 1/2 Miniature Bayonet Base Miniature Bulb	10
SYL67	13.5 Volt G-6 Single Contact Bayonet Base Miniature Bulb	10
SYL194	14 Volt T-3 1/4 Wedge Type Base Miniature Bulb	10
SYL921	12.8 Volt T-5 Wedge Base Miniature Bulb	10
SYL1156	12.8 Volt S-8 Single Contact Base Miniature Bulb	10
SYL1157	12.8 Volt S-8 Double Contact Base Miniature Bulb	10
SYL1895	14 Volt G-4 1/2 Miniature Bayonet Base Miniature Bulb	10
SYL1893	14 Volt T-3 1/4 Miniature Bayonet Base Miniature Bulb	10
SYL3156	12.8 Volt GT-8 Single Contact Wedge Base Miniature Bulb	10
SYL3157	12.8 Volt GT-8 Double Contact Wedge Base Miniature Bulb	10
DUR119	Adjustable 18" Wide x 12" Deep x 3" High Large Scoop Box	1

# ASSORTMENT KITS

## KIT-SWITCH-2

### Toggle Switches



Part #	Description	Qty
POL34-571 POL34-571L	On-Off SPST 2-Screw Terminal 20Amp 12VDC Toggle Switch On-off 2-Screw Terminal Long Handle SPST 20Amp 12VDC Toggle Switch	2 1
POL34-579 POL34-570	MOM Off-On 2-Screw Terminal SPST 20Amp 12VDC Toggle Switch MOM On-Off SPST 20Amp 12VDC 2-Position Toggle Switch	1 2
POL34-572 POL34-573	On-On 3-Screw Terminal SPDT 20Amp 12VDC Toggle Switch On-Off-On 3-Screw Terminal SPDT 20Amp 12VDC Toggle Switch	2 2
POL34-575 POL34-596	MOM On-Off-MOM-On 3-Screw Terminal SPDT 20Amp 12VDC Toggle Switch On-Off-MOM-On SPDT 20Amp 12 VDC Toggle Switch	1 1
POL34-574 POL34-576 POL34-577	On-Off 4-Screw Terminal DPST 20Amp 12VDC Toggle Switch On-On 6-Screw Terminal DPDT 20Amp 12VDC Toggle Switch On-Off-On 6Screw Terminal DPDT 20Amp 12VDC Toggle Switch	1 1 1
POL34-578 POL34-580 POL34-580LQ	MOM On-Off-On 6-Screw Terminal DPDT 20Amp 12VDC Toggle Switch MOM On-Off-MOM-On 6-Screw Terminal DPDT 20Amp 12 VDC Toggle Switch MOM On-Off-MOM-On Long Handle 6-Blade Terminal DPDT 20Amp 12 VDC Toggle Switch	1 1 1
POL34-592Q POL34-593LQ	On-On 6-Blade Terminal DPDT 20Amp 12VDC Reversing Toggle Switch On-Off-On Long Handle 6-Blade Terminal DPDT 20Amp 12VDC Toggle Switch	2 1
POL25-370	Toggle Switch Boot Cover	5
POL34-571C POL34-212	On-Off Plasticized Housing w/ 2-8" Wire Leads SPST 20Amp 12VDC Toggle Switch On-off 2-Screw Terminal SPST 50Amp 6-24 Volt Toggle Switch	2 2
POL34-360	12 Volt 60Amp 24Vol 40Amp Momentary Start Switch	2
POL35-306 POL34-218	Off-On 6-28 Volt 75 Amp Push-Pull Switch On-Off-On 3-Screw Terminal SPDT 50Amp 6-24 Volt Toggle Switch	1 2
POL34-215	MOM On-Off-MOM 3-Screw Terminal SPDT 50Amp 6-24 Volt Toggle Switch	2
DUR102	24-Compartment 18" Wide x 12" Deep x 3" High Large Scoop Box	1

## KIT-RELAY-2

### Five Terminal Relays



Part #	Description	Qty
BOSH332002150	75 Amp 12 Volt SPST No Four Terminal Power Relay	1
BOSH332019150 BOSH332019151 BOSH332019155	30 Amp 12 Volt No SPST Five Terminal with Bracket Relay 30 Amp 12 Volt No SPST Five Terminal Relay 30 Amp 12 Volt No SPST Five Terminal Mounting Bracket w/ Diode Relay	2 2 2
BOSH332019157	40 Amp 12 Volt NC SPDT Five Terminal Relay	2
BOSH332209150 BOSH332209151	30 Amp 12 Volt SPDT Five Terminals Mounting Bracket Relay 30 Amp 12 Volt NC SPDT Five Terminal Relay	2 2
BOSH332209159	40 Amp 12 Volt SPDT Five Terminal with Resistor Relay	2
BOSH332209161	30 Amp 12 Volt SPDT Five Terminal Bracket Mounting w/ Resistor Relay	2
DUR119	Adjustable 18" Wide x 12" Deep x 3" High Large Scoop Box	1

# ASSORTMENT KITS



**KIT-CB-2**  
Type I and Type II Circuit Breakers

Part #	Description	Qty
POL54-115	15 Amp 12 Volt Type I Circuit Breaker	2
POL54-120	20 Amp 12 Volt Type I Circuit Breaker	2
POL54-125	25 Amp 12 Volt Type I Circuit Breaker	2
POL54-130	30 Amp 12 Volt Type I Circuit Breaker	2
POL54-140	40 Amp 12 Volt Type I Circuit Breaker	2
POL54-710	10 Amp 12 Volt Blade Type II Circuit Breaker	2
POL54-715	15 Amp 12 Volt Blade Type II Circuit Breaker	2
POL54-720	20 Amp 12 Volt Blade Type II Circuit Breaker	2
POL54-725	25 Amp 12 Volt Blade Type II Circuit Breaker	2
POL54-730	30 Amp 12 Volt Blade Type II Circuit Breaker	2
POL54-410	10 Amp 12 Volt Snap In Type II Circuit Breaker	2
POL54-415	15 Amp 12 Volt Snap In Type II Circuit Breaker	2
POL54-420	20 Amp 12 Volt Snap In Type II Circuit Breaker	2
POL54-425	25 Amp 12 Volt Snap In Type II Circuit Breaker	2
POL54-430	30 Amp 12 Volt Snap In Type II Circuit Breaker	2
POL54-950	20 Amp MAXI Style Plug In Circuit Breaker	1
POL54-951	30 Amp MAXI Style Plug In Circuit Breaker	1
POL54-890PL	10 Amp 12 Volt Plug In Type II Circuit Breaker for Mack	2
POL54-891PL	15 Amp 12 Volt Plug In Type II Circuit Breaker for Mack	2
POL54-892PL	20 Amp 12 Volt Plug In Type II Circuit Breaker for Mack	2
POL54-893PL	25 Amp 12 Volt Plug In Type II Circuit Breaker for Mack	2
POL54-894PL	30 Amp 12 Volt Plug In Type II Circuit Breaker for Mack	2
DUR102	24-Compartment 18" Wide x 12" Deep x 3" High Large Scoop Box	1



**KIT-FL-2**  
Thermal and Electronic Flashers

Part #	Description	Qty
FL552	12 Volt 2 Terminal Heavy Duty Thermal Flasher	2
FL550	12 Volt 3 Terminal Variable Load Thermal Flasher	2
FL850/5X	12 Volt 3 Terminal Heavy Duty Electro Mechanical Flasher	2
FL852/X50	12 Volt 2 Terminal Heavy Duty Electro Mechanical Flasher	2
CEC-EF22	24 Volt 12 Amp 10 Lamp 2 Terminal Electronic Heavy Duty Flasher	2
CEC-EF23	24 Volt 15 Amp 10 Lamp 2 Terminal Electronic Heavy Duty Flasher	2
CEC-EF32	12 Volt 25 Amp 12 Lamp 2 Terminal Electronic Flasher	4
CEC-EF33	12 Volt 25 Amp 12 Lamp 3 Terminal Electronic Flasher	2
CEC-EF40	12 Volt 35 Amp 12 Lamp 2 Terminal Electronic Flasher	2
CEC-EF41	12 Volt 35 Amp 12 Lamp 3 Terminal Electronic Flasher	2
DUR119	Adjustable 18" Wide x 12" Deep x 3" High Large Scoop Box	1



**KIT-APEX-2**  
Phillips Insert Bits, Torx Driver Bits, and Magnetic Hex Socket Bits


Part #	Description	Qty
APEX440-1	#1 x 1/4 Hex Phillips Insert Bit	10
APEX440-12	#1 x 2" Length x 1/4 Hex Phillips Insert Bit	5
APEX440-2	#2 x 1/4 Hex Phillips Insert Bit	10
APEX440-22	#2 x 2" Length x 1/4 Hex Phillips Insert Bit	5
APEX440-3	#3 x 1/4 Hex Phillips Insert Bit	10
APEX440-32	#3 x 2" Length x 1/4 Hex Phillips Insert Bit	5
APEX440-TX15	T-15 Torx 1/4 Hex Driver Bit	5
APEX440-TX20	T-20 Torx 1/4 Hex Driver Bit	5
APEX440-TX25	T-25 Torx 1/4 Hex Driver Bit	10
APEX440-TX30	T-30 Torx 1/4 Hex Driver Bit	10
APEX440-TX40	T-40 Torx 1/4 Hex Driver Bit	10
APEX480-1	#1 x 5/16 Hex Phillips Insert Bit	10
APEX480-2	#2 x 5/16 Hex Phillips Insert Bit	10
APEX480-3	#3 x 5/16 Hex Phillips Insert Bit	10
APEX480-4	#4 x 5/16 Hex Phillips Insert Bit	5
APEX480-TX25	T-25 Torx 5/16 Shank Hex Driver Bit	5
APEX480-TX30	T-30 Torx 5/16 Shank Hex Driver Bit	5
APEX480-TX40	T-40 Torx 5/16 Shank Hex Driver Bit	5
APEX480-TX50	T-50 Torx 5/16 Shank Hex Driver Bit	5
APEXMDA-08	1/4 x 1-5/8 x 1/4 Hex Magnetic Hex Socket	2
APEXMDA-10	5/16 x 1-5/8 x 1/4 Hex Magnetic Hex Socket	4
APEXMDA-12	3/8 x 1-7/8 x 1/4 Hex Magnetic Hex Socket	4
APEXMDA-14	7/16 x 1-3/4 x 1/4 Hex Magnetic Hex Socket	2
APEXMDC-10	5/16 x 2-9/16 x 1/4 Hex Magnetic Hex Socket	2
DUR102	24-Compartment 18" Wide x 12" Deep x 3" High Large Scoop Box	1

15

# ASSORTMENT KITS

## KIT-HBD-2

Fuel Line and Vacuum Tube



Part #	Description	Qty
HBD6675-03226	3/16 ID x 25ft SAE 30R7 Premium Fuel Line	25FT
HBD6675-04226	1/4 ID x 25ft SAE 30R7 Premium Fuel Line	25FT
HBD6675-05226	5/16 ID x 25ft SAE 30R7 Premium Fuel Line	25FT
HBD6675-06226	3/8 ID x 25ft SAE 30R7 Premium Fuel Line	25FT
HBD5300-01001	3/32 x 50ft Vacuum Tube	50FT
HBD5300-02001	7/64 x 50ft Vacuum Tube	50FT
HBD5300-03001	5/32 x 50ft Vacuum Tube	50FT
HBD5300-04001	7/32 x 50ft Vacuum Tube	50FT
DUR384	26-1/8" Wide x 5-7/8" Deep x 21-1/2" High Wire Spool Rack	1

## KIT-TRB7Z-2

Zinc and Yellow Dichromate Plate Threaded Rod



Part #	Description	Qty
TRB71/4-20X3Z	1/4-20 x 3ft B7 Zinc and Yellow Dichromate Plate Threaded Rod	2
TRB75/16-18X3Z	5/16-18 x 3ft B7 Zinc and Yellow Dichromate Plate Threaded Rod	2
TRB73/8-16X3Z	3/8-16 x 3ft B7 Zinc and Yellow Dichromate Plate Threaded Rod	2
TRB77/16-14X3Z	7/16-14 x 3ft B7 Zinc and Yellow Dichromate Plate Threaded Rod	1
TRB71/2-13X3Z	1/2-13 x 3ft B7 Zinc and Yellow Dichromate Plate Threaded Rod	1
TRB75/8-11X3Z	5/8-11 x 3ft B7 Zinc and Yellow Dichromate Plate Threaded Rod	1
TRB73/4-10X3Z	3/4-10 x 3ft B7 Zinc and Yellow Dichromate Threaded Rod	1
DUR367	18-Opening 24-1/8" Wide x 6-7/8" Deep x 24" High Threaded Rod Rack	1

## KIT-TRB7Z-3

Zinc and Yellow Dichromate Plate Threaded Rod



Part #	Description	Qty
TRB71/4-28X3Z	1/4-28 x 3ft B7 Zinc and Yellow Dichromate Plate Threaded Rod	2
TRB75/16-24X3Z	5/16-24 x 3ft B7 Zinc and Yellow Dichromate Plate Threaded Rod	2
TRB73/8-24X3Z	3/8-24 x 3ft B7 Zinc and Yellow Dichromate Plate Threaded Rod	2
TRB77/16-20X3Z	7/16-14 x 3ft B7 Zinc and Yellow Dichromate Plate Threaded Rod	1
TRB71/2-20X3Z	1/2-13 x 3ft B7 Zinc and Yellow Dichromate Plate Threaded Rod	1
TRB75/8-18X3Z	5/8-11 x 3ft B7 Zinc and Yellow Dichromate Plate Threaded Rod	1
TRB73/4-16X3Z	3/4-10 x 3ft B7 Zinc and Yellow Dichromate Threaded Rod	1
DUR367	18-Opening 24-1/8" Wide x 6-7/8" Deep x 24" High Threaded Rod Rack	1

## KIT-PPHTS-SP12

Zinc Plate Phillips Pan Head Tapping Screws

**IMAGE  
COMING  
SOON**

Part #	Description	Qty
PPHTS812	8 x 1/2 Phillips Pan Head Tapping Screw	50
PPHTS81	8 x 1 Phillips Pan Head Tapping Screw	50
PPHTS8114	8 x 1-1/4 Phillips Pan Head Tapping Screw	50
PPHTS1034	10 x 3/4 Phillips Pan Head Tapping Screw	25
PPHTS101	10 x 1 Phillips Pan Head Tapping Screw	25
PPHTS10112	10 x 1-1/2 Phillips Pan Head Tapping Screw	25
PPHTS1234	12 x 3/4 Phillips Pan Head Tapping Screw	25
PPHTS121	12 x 1 Phillips Pan Head Tapping Screw	25
PPHTS12112	12 x 1-1/2 Phillips Pan Head Tapping Screw	25
PPHTS1434	1/4 x 3/4 Phillips Pan Head Tapping Screw	10
PPHTS141	1/4 x 1 Phillips Pan Head Tapping Screw	10
PPHTS14112	1/4 x 1-1/2 Phillips Pan Head Tapping Screw	10
DURSP12CL	12-Compartment 10-13/16" Wide x 6-3/4" Deep x 1-3/4" High Plastic Box	1

# ASSORTMENT KITS



## KIT-TKH-SP12

Zinc Plate Hex Head Washer Tek Screws

Part #	Description	Qty
TKH81812	8-18 x 1/2 Hex Head Washer #2 Tek Screw	50
TKH8181	8-18 x 1 Hex Head Washer #2 Tek Screw	50
TKH818112	8-18 x 1-1/2 Hex Head Washer #2 Tek Screw	50
TKH101634	10-16 x 3/4 Hex Head Washer #3 Tek Screw	25
TKH10161	10-16 x 1 Hex Head Washer #3 Tek Screw	25
TKH1016112	10-16 x 1-1/2 Hex Head Washer #3 Tek Screw	25
TKH121434	12-14 x 3/4 Hex Head Washer #3 Tek Screw	25
TKH12141	12-14 x 1 Hex Head Washer #3 Tek Screw	25
TKH1214112	12-14 x 1-1/2 Hex Head Washer #3 Tek Screw	25
TKH141434	1/4-14 x 3/4 Hex Head Washer #3 Tek Screw	10
TKH14141	1/4-14 x 1 Hex Head Washer #3 Tek Screw	10
TKH1414112	1/4-14 x 1-1/2 Hex Head Washer #3 Tek Screw	10
DURSP12CL	12-Compartment 10-13/16" Wide x 6-3/4" Deep x 1-3/4" High Scoop Box	1



## KIT-GFM-LP24

Metric Grease Fittings

Part #	Description	Qty
GF3641	M6 x 1.0 Metric Grease Fitting	25
GF3637	M6 x 1.0 Metric 45 Grease Fitting	25
GF3638	M6 x 1.0 Metric 90 Grease Fitting	20
GF4641	M6 x 0.75 Metric Grease Fitting	10
GF4637	M6 x 0.75 Metric 45 Grease Fitting	10
GF4638	M6 x 0.75 Metric 90 Grease Fitting	10
GF3610	M8 x 1.0 Metric Grease Fitting	25
GF3688	M8 x 1.0 Metric 45 Grease Fitting	25
GF3613	M8 x 1.0 Metric 90 Grease Fitting	20
GF4610	M8 x 1.25 Metric Grease Fitting	10
GF4688	M8 x 1.25 Metric 45 Grease Fitting	10
FG4613	M8 x 1.25 Metric 90 Grease Fitting	10
GF3710	M10 x 1.0 Metric Straight Grease Fitting	20
GF3737	M10 x 1.0 Metric 45 Grease Fitting	15
GF3738	M10 x 1.0 Metric 90 Grease Fitting	15
GF4710	M10 x 1.5 Metric Grease Fitting	10
GF4737	M10 x 1.5 Metric 45 Grease Fitting	5
GF4738	M10 x 1.5 Metric 90 Grease Fitting	5
DURLP24CL	24-Compartment 13-1/8" Wide x 9" Deep x 2-5/16" High Large Plastic Box	1



## KIT-GFM-SP12

Metric Grease Fittings

Part #	Description	Qty
GF3641	M6 x 1.0 Metric Grease Fitting	20
GF3637	M6 x 1.0 Metric 45 Grease Fitting	10
GF3638	M6 x 1.0 Metric 90 Grease Fitting	10
GF3610	M8 x 1.0 Metric Grease Fitting	20
GF3688	M8 x 1.0 Metric 45 Grease Fitting	10
GF3613	M8 x 1.0 Metric 90 Grease Fitting	10
GF3710	M10 x 1.0 Metric Grease Fitting	20
GF3737	M10 x 1.0 Metric 45 Grease Fitting	10
GF3738	M10 x 1.0 Metric 90 Grease Fitting	10
DURSP12CL	12-Compartment 10-13/16" Wide x 6-3/4" Deep x 1-3/4" High Small Plastic Box	1

## KIT-LP-LP6

Zinc Plate Standard Ring Lynch Pins

Part #	Description	Qty
LP3161916	3/16 x 1-9/16 OA Length 1-1/2 Effective Length Standard Ring Lynch Pin	10
LP141916	1/4 x 1-9/16 OA Length 1-1/4 Effective Length Standard Ring Lynch Pin	10
LP5161916	5/16 x 1-9/16 OA Length 1-1/4 Effective Length Standard Ring Lynch Pin	10
LP5162	5/16 x 2 OA Length 1-3/4 Effective Length Standard Ring Lynch Pin	5
LP7161916	7/16 x 1-9/16 OA Length 1-11/32 Effective Length Standard Ring Lynch Pin	5
LP716134	7/16 x 1-3/4 OA Length 1-3/8 Effective Length Standard Ring Lynch Pin	5
DURLP6CL	6-Vertical 13-1/8" Wide x 9" Deep x 2-5/16" High Large Plastic Box	1





# ASSORTMENT KITS



**IMAGE  
COMING  
SOON**

## KIT-HPC-SP6 Zinc Plate Hair Pin Cutters

Part #	Description	Qty
HPC3/64X1	0.42 Wire Diameter x 1 Length BP-223 Hair Pin Cotter	25
HPC1/16X1-5/16	.062 Wire Diameter x 1-5/16 Length BP-222 Hair Pin Cotter	25
HPC3/32X1-5/8	.093 Wire Diameter x 1-5/8 Length BP-203 Hair Pin Cotter	25
HPC1/8X2-9/16	.125 Wire Diameter x 2-9/16 Length BP-211 Hair Pin Cotter	25
HPC5/32X2-15/16	.148 Wire Diameter x 2-15/16 Length BP-210 Hair Pin Cotter	10
HPC3/16X3-1/4	.177 Wire Diameter x 3-1/4 Length BP-206 Hair Pin Cotter	10
DURSP6CL	6-Vertical 10-13/16" Wide x 6-3/4" Deep x 1-3/4" High Small Plastic Box	1

## KIT-OK-62 BUNA-N 90 Durometer Straight Thread and ORS Face Seal O-Rings



Part #	Description	Qty
WH7629X2	.239 ID x .064 Width BUNA-N 90 Durometer Straight Thread #2 O-Ring	30
WH7629X3	.301 ID x .064 Width BUNA-N 90 Durometer Straight Thread #3 O-Ring	30
WH7629X4	.351 ID x .072 Width BUNA-N 90 Durometer Straight Thread #4 O-Ring	30
WH7629X5	.414 ID x .072 Width BUNA-N 90 Durometer Straight Thread #5 O-Ring	25
WH7629X6	.468 ID x .078 Width BUNA-N 90 Durometer Straight Thread #6 O-Ring	25
WH7629X8	.644 ID x .087 Width BUNA-N 90 Durometer Straight Thread #8 O-Ring	50
WH7629X10	.755 ID x .097 Width BUNA-N 90 Durometer Straight Thread #10 O-Ring	20
WH7629X12	.924 ID x .116 Width BUNA-N 90 Durometer Straight Thread #12 O-Ring	20
WH7629X16	1.171 ID x .116 Width BUNA-N 90 Durometer Straight Thread #16 O-Ring	20
WH4629X4	.301 ID x .070 BUNA-N 90 Durometer ORS Face Seal #4 O-Ring	30
WH4629X6	.364 ID x .070 BUNA-N 90 Durometer ORS Face Seal #6 O-Ring	30
WH4629X8	.489 ID x .070 BUNA-N 90 Durometer ORS Face Seal #8 O-Ring	30
WH4629X10	.614 ID x .070 BUNA-N 90 Durometer ORS Face Seal #10 O-Ring	30
WH4629X12	.739 ID x .070 BUNA-N 90 Durometer ORS Face Seal #12 O-Ring	20
WH4629X16	.926 ID x .070 BUNA-N 90 Durometer ORS Face Seal #16 O-Ring	20
WH4626X20	1.176 ID x .070 BUNA-N 90 Durometer ORS Face Seal #20 O-Ring	20
WH4629X24	1.489 ID x .070 BUNA-N 90 Durometer ORS Face Seal #24 O-Ring	20
PRP-568-228B90	2.234 ID x .139 Width BUNA-N 90 Durometer O-Ring	6
PRP-568-225B90	1.859 ID x .139 Width BUNA-N 90 Durometer O-Ring	6
PRP-568-222B90	1.484 ID x .139 Width BUNA-N 90 Durometer O-Ring	10
PRP-568-219B90	1.296 ID x .139 Width BUNA-N 90 Durometer O-Ring	10
PRP-568-214B90	.984 ID x .139 Width BUNA-N 90 Durometer O-Ring	20
PRP-568-210B90	.734 ID x .139 Width BUNA-N 90 Durometer O-Ring	20
DURLP24CL	24-Compartment 13-1/8" Wide x 9" Deep x 2-5/16" Deep Large Plastic Box	1

## KIT-OK-70 Green HNBR 70 AC/Refrigeration O-Rings



Part #	Description	Qty
PRP-AC008	.176 ID x .070 Width Green HNBR 70 AC/Refrigeration O-Ring	25
PRP-AC010	.239 ID x .070 Width Green HNBR 70 AC/Refrigeration O-Ring	25
PRP-AC011	.301 ID x .070 Width Green HNBR 70 AC/Refrigeration O-Ring	25
PRP-AC012	.364 ID x .070 Width Green HNBR 70 AC/Refrigeration O-Ring	25
PRP-AC013	.426 ID x .070 Width Green HNBR 70 AC/Refrigeration O-Ring	25
PRP-AC014	.489 ID x .070 Width Green HNBR 70 AC/Refrigeration O-Ring	25
PRP-AC015	.551 ID x .070 Width Green HNBR 70 AC/Refrigeration O-Ring	15
PRP-AC016	.614 ID x .070 Width Green HNBR 70 AC/Refrigeration O-Ring	15
PRP-AC108	.237 ID x .103 Width Green HNBR 70 AC/Refrigeration O-Ring	15
PRP-AC110	.362 ID x .103 Width Green HNBR 70 AC/Refrigeration O-Ring	15
PRP-AC111	.424 ID x .103 Width Green HNBR 70 AC/Refrigeration O-Ring	15
PRP-AC112	.487 ID x .103 Width Green HNBR 70 AC/Refrigeration O-Ring	15
PRP-AC116	.737 ID x .103 Width Green HNBR 70 AC/Refrigeration O-Ring	15
PRP-AC211	.796 ID x .103 Width Green HNBR 70 AC/Refrigeration O-Ring	15
DURLP18CL	18-Compartment 13-1/8" Wide x 9" Deep x 2-5/16" High Large Plastic Box	1

# ASSORTMENT KITS



## KIT-TERM-3LP12

22-18, 16-14, 12-10 GA Nylon Heat Shrink Connectors

Part #	Description	Qty
RNSCHS	22-18 GA Nylon Heat Shrink Stop Connector	25
R10RHS	22-18 GA Nylon 10 Ring Connector with Heat Shrink	10
R14RHS	22-18 GA Nylon 1/4 Ring Connector with Heat Shrink	10
BNSCHS	16-14 GA Nylon Heat Shrink Stop Connector	25
B10RHS	16-14 GA Nylon 10 Ring Connector with Heat Shrink	10
B14RHS	16-14 GA Nylon 1/4 Ring Connector with Heat Shrink	10
BNIFFHS-250	16-14 GA Nylon .250 Female Fully Insulated Heat Shrink Connector	10
BNIFMHS-250	16-14 GA Nylon .250 Male Fully Insulated Heat Shrink Connector	10
YNSCHS	12-10 GA Nylon Heat Shrink Stop Connector	25
Y10RHS	12-10 GA Nylon 10 Ring Connector with Heat Shrink	10
Y14RHS	12-10 GA Nylon 1/4 Ring Connector with Heat Shrink	10
Y38RHS	12-10 GA Nylon 3/8 Ring Connector with Heat Shrink	10
DURLP12CL	12-Compartment 13-1/8" Wide x 9" Deep x 2-5/16" High Large Plastic Box	1



## KIT-TERM-6LP12

22-18, 16-14, 12-10 GA Nylon Connectors

Part #	Description	Qty
RNSC	22-18 GA Nylon Insulated Stop Connector	25
RN10R	22-18 GA Nylon 10 Ring Connector	10
RN14R	22-18 GA Nylon 1/4 Ring Connector	10
BNSC	16-14 GA Nylon Insulated Stop Connector	25
BN10R	16-14 GA Nylon 10 Ring Connector	10
BN14R	16-14 GA Nylon 1/4 Ring Connector	10
BNIFF-250	16-14 GA Nylon .250 Female Fully Insulated Connector	10
BNIFM-250	16-14 GA Nylon .250 Male Tab Fully Insulated Connector	10
YNSC	12-10 GA Nylon Insulated Stop Connector	25
YN10R	12-10 GA Nylon 10 Ring Connector	10
YN14R	12-10 GA Nylon 1/4 Ring Connector	10
YN38R	12-10 GA Nylon 3/8 Ring Connector	10
DURLP12CL	12-Compartment 13-1/8" Wide x 9" Deep x 2-5/16" High Large Plastic Box	1



## KIT-FUSE-1SP12

Glass and Glass Type Fuses

Part #	Description	Qty
LITAGC-3	3 Amp 32 Volt 1/4 x 1-1/4 Glass Fuse	5
LITAGC-10	10 Amp 32 Volt 1/4 x 1-1/4 Glass Fuse	5
LITAGC-15	15 Amp 32 Volt 1/4 x 1-1/4 Glass Fuse	10
LITAGC-20	20 Amp 32 Volt 1/4 x 1-1/4 Glass Fuse	10
LITAGC-25	25 Amp 32 Volt 1/4 x 1-1/4 Glass Fuse	10
LITAGC-30	30 Amp 32 Volt 1/4 x 1-1/4 Glass Fuse	15
LITSFE-4	4 Amp 32 Volt 1/4 x 5/8 Glass Type Fuse	5
LITSFE-9	9 Amp 32 Volt 1/4 x 7/8 Glass Type Fuse	5
LITSFE-14	14 Amp 32 Volt 1/4 x 1-1/16 Glass Type Fuse	10
LITSFE-20	20 Amp 32 Volt 1/4 x 1-1/4 Glass Type Fuse	20
LITSFE-30	30 Amp 32 Volt 1/4 x 1-7/16 Glass Type Fuse	5
DURSP12CL	12-Compartment 10-13/16" Wide x 6-3/4" Deep x 1-3/4" High Scoop Box	1

## KIT-FUSE-4LP18

MINI, ATO, and MAXI Blade Type Fuses

Part #	Description	Qty
LITMIN-5	5 Amp Tan MINI Blade Type Fuse	10
LITMIN-10	10 Amp Red MINI Blade Type Fuse	10
LITMIN-15	15 Amp Blue MINI Blade Type Fuse	10
LITMIN-20	20 Amp Yellow MINI Blade Type Fuse	10
LITMIN-25	25 Amp Clear MINI Blade Type Fuse	10
LITMIN-30	30 Amp Green MINI Blade Type Fuse	10
LITATO-10	10 Amp Red ATO Blade Type Fuse	10
LITATO-15	15 Amp Blue ATO Blade Type Fuse	10
LITATO-20	20 Amp Yellow ATO Blade Type Fuse	10
LITATO-25	25 Amp Clear ATO Blade Type Fuse	10
LITATO-30	30 Amp Green ATO Blade Type Fuse	10
LITMAX-20	20 Amp Yellow MAXI Blade Type Fuse	2
LITMAX-30	30 Amp Green MAXI Blade Type Fuse	2
LITMAX-40	40 Amp Orange MAXI Blade Type Fuse	2
LITMAX-50	50 Amp Red MAXI Blade Type Fuse	2
LITMAX-60	60 Amp Blue MAXI Blade Type Fuse	2
DURLP18CL	18-Compartment 13-1/8" Wide x 9" Deep x 2-5/16" High Small Plastic Box	1



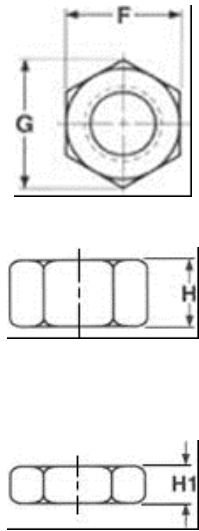
15

# 16 SPECIFICATIONS, GUIDES, & INFORMATION

01 Nuts	340
02 Washers	343
03 Screws	346
04 Bolts	358
05 Pins	359
06 Rivets	360
07 Anchors	361
08 Rings	362
09 Fastener Torques	363
10 Hardware Information	364

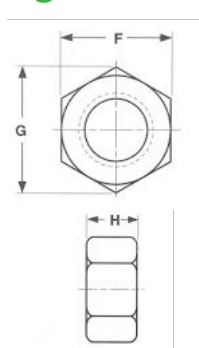
# SPECS, GUIDES, & INFO

**Figure 01.01** Finished Hex Nuts, Hex Jam, and Two-Way Reversible Lock Nuts



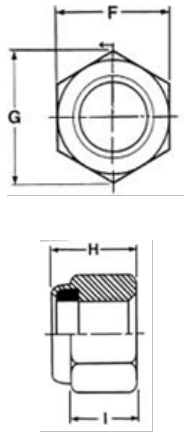
Nominal or Basic Major Diameter of Thread	F Width Across Flats			G Width Across Corners		H Thickness Hex Nuts			H1 Thickness Hex Jam Nuts			
	Basic	Max	Min	Max	Min	Basic	Max	Min	Basic	Max	Min	
	8	.1640	11/32	.344	.332	.397	.378	-	.203	.187	-	-
10	.1900	3/8	.375	.362	.433	.413	-	.203	.187	-	-	-
1/4	.2500	7/16	.438	.428	.505	.488	7/32	.226	.212	5/32	.164	.150
5/16	.3125	1/2	.500	.489	.577	.557	17/64	.273	.258	3/16	.195	.180
3/8	.3750	9/16	.562	.551	.650	.628	21/64	.337	.320	7/32	.227	.210
7/16	.4375	11/16	.688	.675	.794	.768	3/8	.385	.365	1/4	.260	.240
1/2	.5000	3/4	.750	.736	.866	.840	7/16	.448	.427	5/16	.323	.302
9/16	.5625	7/8	.875	.861	1.010	.982	31/64	.496	.473	5/16	.324	.301
5/8	.6250	15/16	.938	.922	1.083	1.051	35/64	.559	.535	3/8	.387	.363
3/4	.7500	1-1/8	1.125	1.088	1.299	1.240	41/64	.665	.617	27/64	.446	.398
7/8	.8750	1-5/16	1.312	1.269	1.516	1.447	3/4	.776	.724	31/64	.510	.458
1	1.000	1-1/2	1.500	1.450	1.732	1.653	55/64	.887	.831	35/64	.575	.519
1-1/8	1.125	1-11/16	1.688	1.631	1.949	1.859	31/32	.999	.939	39/64	.639	.579
1-1/4	1.250	1-7/8	1.875	1.812	2.165	2.066	1-1/6	1.094	1.030	23/32	.751	.687
1-3/8	1.375	2-1/16	2.062	1.994	2.382	2.273	1-11/64	1.206	1.138	25/32	.815	.747
1-1/2	1.500	2-1/4	2.250	2.175	2.598	2.480	1-9/32	1.317	1.245	27/32	.880	.808
1-5/8	1.625	2-7/16	2.438	2.356	2.815	2.686	1-25/64	1.429	1.353	29/32	.945	.869
1-3/4	1.750	2-5/8	2.625	2.538	3.031	2.893	1-1/2	1.540	1.460	31/32	1.009	.929
2	2.000	3	3.000	2.900	3.464	3.306	1-23/32	1.763	1.675	1-3/32	1.138	1.050
2-1/4	2.250	3-3/8	3.375	3.263	3.897	3.719	1-15/16	1.986	1.890	1-7/32	1.267	1.171
2-1/2	2.500	3-3/4	3.750	3.625	4.330	4.133	2-5/32	2.209	2.105	1-11/32	1.396	1.292
2-3/4	2.750	4-1/8	4.125	3.988	4.763	4.546	2-3/8	2.431	2.319	1-15/32	1.525	1.413
3	3.000	4-1/2	4.500	4.350	5.196	4.959	2-19/32	2.654	2.534	1-19/32	1.654	1.534

**Figure 01.02** Heavy Hex Nuts



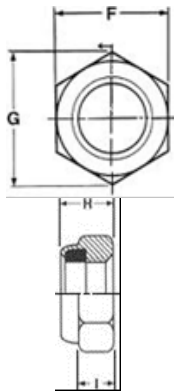
Nominal or Basic Major Diameter of Thread	F Width Across Flats			G Width Across Corners		H Thickness Hex Nuts			
	Basic	Max	Min	Max	Min	Basic	Max	Min	
1/4	.2500	1/2	.500	.488	.577	.556	15/64	.250	.218
5/16	.3125	9/16	.562	.546	.650	.622	19/64	.314	.280
3/8	.3750	11/16	.688	.669	.794	.763	23/64	.377	.341
7/16	.4375	3/4	.750	.728	.866	.830	27/64	.441	.403
1/2	.5000	7/8	.875	.850	1.010	.969	31/64	.504	.464
9/16	.5625	15/16	.938	.909	1.083	1.037	35/64	.568	.526
5/8	.6250	1-1/16	1.062	1.031	1.227	1.175	39/64	.631	.587
3/4	.7500	1-1/4	1.250	1.212	1.443	1.382	47/64	.758	.710
7/8	.8750	1-7/16	1.438	1.394	1.660	1.589	55/64	.885	.833
1	1.000	1-5/8	1.625	1.575	1.876	1.796	63/64	1.012	.956
1-1/8	1.125	1-13/16	1.812	1.756	2.093	2.002	1-7/64	1.139	1.079
1-1/4	1.250	2	2.000	1.938	2.309	2.209	1-7/32	1.251	1.187
1-3/8	1.375	2-3/16	2.188	2.119	2.526	2.416	1-11/32	1.378	1.310
1-1/2	1.500	2-3/8	2.375	2.300	2.742	2.622	1-15/32	1.505	1.433
1-5/8	1.625	29/16	2.562	2.481	2.959	2.828	1-19/32	1.632	1.556
1-3/4	1.750	2-3/4	2.750	2.662	3.175	3.035	1-23/32	1.759	1.679
1-7/8	1.875	2-15/16	2.938	2.844	3.392	3.242	1-27/32	1.886	1.802
2	2.000	3-1/8	3.125	3.025	3.608	3.449	1-31/32	2.013	1.925
2-1/4	2.250	3-1/2	3.500	3.388	4.041	3.862	2-13/64	2.251	2.155
2-1/2	2.500	3-17/8	3.875	3.750	4.474	4.275	2-29/64	2.505	2.401
2-3/4	2.750	4-1/4	4.250	4.112	4.907	4.688	2-45/64	2.759	2.647
3	3.000	4-5/8	4.625	4.475	5.340	5.102	2-61/64	3.013	2.893
3-1/4	3.250	5	5.000	4.838	5.774	5.515	3-3/16	3.252	3.124
3-1/2	3.500	5-3/8	5.375	5.200	6.207	5.928	3-7/16	3.506	3.370
3-3/4	3.750	5-3/4	5.750	5.562	6.640	6.341	3-11/16	3.760	3.616
4	4.000	6-1/8	6.125	5.925	7.073	6.755	3-15/16	4.014	3.862

**Figure 01.03** Hex Nylon Insert Stop Nut



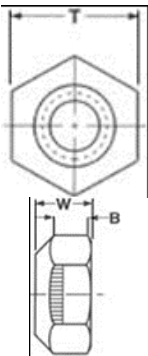
Nominal or Basic Major Diameter of Thread		F Width Across Flats			H Thickness		I Side Height	G Width Across Corners
		Basic	Max	Min	Max	Min		
4	.1120	1/4	.251	.241	.153	.133	.081	.268
6	.1380	5/16	.313	.302	.188	.168	.103	.399
8	.1640	11/32	.345	.332	.239	.219	.140	.374
10	.1900	3/8	.376	.362	.249	.229	.140	.410
1/4	.2500	7/16	.439	.428	.328	.298	.225	.482
5/16	.3125	1/2	.502	.489	.359	.329	.250	.552
3/8	.3750	9/16	.565	.551	.468	.438	.335	.622
7/16	.4375	11/16	.690	.675	.468	.438	.324	.698
1/2	.5000	3/4	.752	.736	.609	.579	.464	.837
9/16	.5625	7/8	.877	.861	.656	.626	.469	.978
5/8	.6250	15/16	.940	.922	.765	.735	.593	1.051
3/4	.7500	1-1/8	1.127	1.088	.890	.860	.742	1.191
7/8	.8750	1-5/16	1.315	1.269	.999	.969	.790	1.430
1	1.000	1-1/2	1.502	1.450	1.078	1.061	.825	1.615
1-1/8	1.125	1-11/16	1.690	1.631	1.203	1.141	.930	1.826
1-1/4	1.250	1-7/8	1.877	1.812	1.420	1.360	1.125	2.038
1-1/2	1.500	2-1/4	2.252	2.175	1.640	1.578	1.313	2.444

**Figure 01.04** Hex Nylon Insert Stop Nut - Thin Pattern



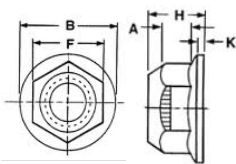
Nominal or Basic Major Diameter of Thread		F Width Across Flats			H Thickness		I Side Height	G Width Across Corners
		Basic	Max	Min	Max	Min		
4	.1120	1/4	.251	.241	.124	.094	.075	.268
6	.1380	5/16	.313	.302	.140	.110	.090	.399
8	.1640	11/32	.345	.332	.187	.157	.110	.374
10	.1900	3/8	.376	.362	.187	.157	.110	.410
1/4	.2500	7/16	.439	.428	.218	.188	.125	.482
5/16	.3125	1/2	.502	.489	.265	.235	.158	.552
3/8	.3750	9/16	.565	.551	.281	.251	.150	.622
7/16	.4375	11/16	.690	.675	.328	.298	.190	.694
1/2	.5000	3/4	.752	.736	.328	2.98	.225	.837
5/8	.6250	15/16	.940	.922	.406	.376	.264	1.051
3/4	.7500	1-1/8	1.127	1.088	.421	.391	.288	1.191

**Figure 01.05** Grade C, Automation Style Stover Lock Nuts



Nominal or Basic Major Diameter of Thread	F Width Across Flats			H Thickness		B Hex Height
	Nom	Max	Min	Max	Min	(Min)
1/4	7/16	.4385	.428	.226	.212	.145
5/16	1/2	.5020	.489	.273	.258	.166
3/8	9/16	.5645	.551	.337	.320	.198
7/16	11/16	.6895	.675	.385	.365	.223
1/2	3/4	.7520	.736	.448	.427	.262
9/16	7/8	.8770	.861	.496	.473	.286
5/8	15/16	.9395	.922	.559	.535	.329
3/4	1-1/8	1.1270	1.088	.665	.617	.382
7/8	1-5/16	1.3145	1.2690	.776	.724	.450
1	1-1/2	1.5020	1.4500	.887	.831	.513

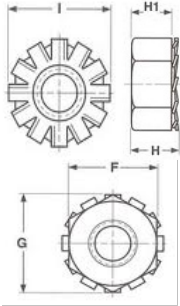
**Figure 01.06** Grade G Flange Style



Nominal or Basic Major Diameter of Thread	F Width Across Flats			B Flange Diameter	H Overall Thickness		A Hex Height	K Flange Thickness
	Nom	Max	Min	Max	Max	Min	Min	Min
	3/8	9/16	.5645	.551	.810	.425	.404	.200
1/2	3/4	.7520	.736	1.070	.555	.528	.260	.080
5/8	15/16	.9395	.922	1.330	.690	.646	.320	.100
3/4	1-1/8	1.127	1.088	1.585	.825	.742	.380	.110

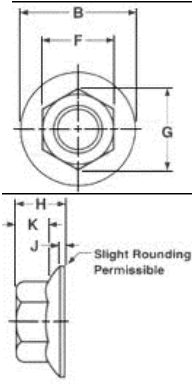
# SPECS, GUIDES, & INFO

**Figure 01.07** Kep Lock Nuts



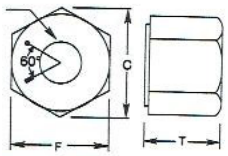
Nominal or Basic Major Diameter of Thread		F			G		H		I
		Width Across Flats			Width Across Corners (Hex)		Thickness		
		Basic	Max	Min	Max	Min	Max	Min	
4	.1120	1/4	.250	.241	.289	.275	.098	.087	.281
6	.1380	5/16	.312	.302	.361	.344	.114	.102	.344
8	.1640	11/32	.344	.332	.397	.378	.130	.117	.375
10	.1900	3/8	.375	.362	.433	.413	.130	.117	.406
1/4	.2500	7/16	.438	.423	.505	.482	.193	.178	.500
5/16	.3125	1/2	.500	.489	.577	.557	.273	.258	.578
3/8	.3750	9/16	.562	.551	.650	.628	.385	.365	.656

**Figure 01.08** Serrated Flange Lock Nuts



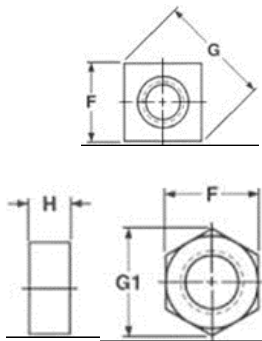
Nominal or Basic Major Diameter of Thread		F		G		B		H		K	J
		Width Across Flats		Width Across Corners		Flange Diameter		Nut Thickness		Wrenching Length	Flange Thick
		Max	Min	Max	Min	Max	Min	Max	Min	Min	Max
6	.1380	.312	.302	.361	.342	.422	.406	.171	.156	.10	.02
8	.1640	.344	.334	.397	.381	.469	.452	.203	.187	.13	.02
10	.1900	.375	.365	.433	.416	.500	.480	.219	.203	.13	.03
12	.2160	.438	.428	.505	.488	.594	.574	.236	.222	.14	.04
1/4	.2500	.438	.428	.505	.488	.594	.574	.236	.222	.14	.04
5/16	.3125	.500	.489	.577	.557	.680	.660	.283	.268	.17	.04
3/8	.3750	.562	.551	.650	.628	.750	.728	.347	.330	.23	.04
7/16	.4375	.688	.675	.791	.768	.937	.910	.395	.375	.26	.04
1/2	.5000	.750	.736	.866	.840	1.031	1.000	.458	.437	.31	.05
5/8	.6250	.938	.922	1.083	1.083	1.281	1.248	.569	.545	.40	.05
3/4	.7500	1.125	1.088	1.299	1.299	1.500	1.460	.675	.627	.46	.06

**Figure 01.09** High (Deep) Nuts Grade UNF



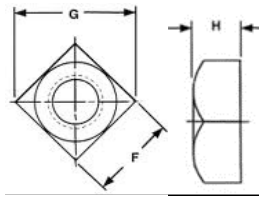
Nominal or Basic Major Diameter of Thread		F	C	T
		Width Across Flats	Width Across Corners	Thickness
1/2-20		3/4	27/32	11/16
9/16-18		7/8	1	49/64
5/8-18		15/16	11/16	27/32
3/4-16		1-1/16	1-9/32	1
7/8-14		1-1/4	1-31/64	1-5/32
1-14		1-7/16	1-21/32	1-5/16

**Figure 01.10** Square and Hex Machine Screw Nuts



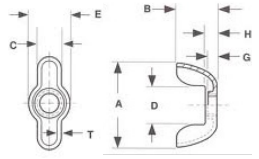
Nominal or Basic Major Diameter of Thread		F			G		G1		H	
		Width Across Flats			Width Across Corners				Thickness	
					Square		Hex			
		Basic	Max	Min	Max	Min	Max	Min	Max	Min
2	.0860	3/16	.188	.180	.265	.247	.217	.205	.066	.057
3	.0990	3/16	.188	.180	.265	.247	.217	.205	.066	.057
4	.1120	1/4	.250	.241	.354	.331	.289	.275	.098	.087
5	.1250	5/16	.312	.302	.42	.415	.361	.344	.114	.102
6	.1380	5/16	.312	.302	.442	.415	.361	.344	.114	.102
8	.1640	11/32	.344	.332	.486	.456	.397	.378	.130	.117
10	.1900	3/8	.375	.362	.530	.497	.433	.413	.130	.117
12	.2160	7/16	.438	.423	.619	.581	.505	.482	.161	.148
1/4	.2500	7/16	.438	.423	.619	.581	.505	.482	.161	.148
5/16	.3125	9/16	.562	.545	.795	.748	.650	.621	.225	.208
3/8	.3750	5/8	.625	.607	.884	.833	.722	.692	.257	.239

## Figure 01.11 Regular Square Nuts



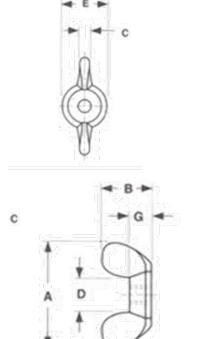
Nominal or Basic Major Diameter of Thread		F			G		H		
		Width Across Flats			Width Across Corners		Thickness		
		Basic	Max	Min	Max	Min	Basic	Max	Min
1/4	.2500	7/16	.438	.425	.619	.584	7/32	.235	.203
5/16	.3125	9/16	.562	.547	.795	.751	17/64	.283	.249
3/8	.3750	5/8	.625	.606	.884	.832	21/64	.346	.310
7/16	.4375	3/4	.750	.728	1.061	1.000	3/8	.394	.356
1/2	.5000	13/16	.812	.788	1.149	1.082	7/16	.458	.418
5/8	.6250	1	1.000	.969	1.414	1.330	35/64	.569	.525
3/4	.7500	1-1/8	1.125	1.088	1.591	1.494	21/32	.680	.632
7/8	.8750	1-5/16	1.312	1.269	1.856	1.742	49/64	.792	.740
1	1.000	1-1/2	1.500	1.450	2.121	1.991	7/8	.903	.847
1-1/4	1.250	1-7/8	1.875	1.812	2.652	2.458	1-3/32	1.126	1.062
1-1/2	1.500	2-1/4	2.250	2.175	3.182	2.956	1-5/16	1.348	1.276

## Figure 01.12 Stamped Wing Nuts



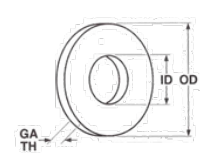
Nominal or Basic Major Diameter of Thread		Threads per Inch	A		B		C		D	E		G	H	T	
			Wing Spread		Wing Height		Wing Thick		B/W Wings	Boss Diameter		Boss Hgt.	Wall Hgt.	Stock Thick	
			Max	Min	Max	Min	Max	Min	Max	Max	Min	Min	Min	Max	Min
6	.1380	32	.78	.72	.40	.34	.18	.14	.25	.41	.35	.08	.12	.04	.03
8	.1640	32	.78	.72	.40	.34	.18	.14	.25	.41	.35	.08	.12	.04	.03
10	.1900	24 & 32	.78	.85	.47	.41	.21	.17	.34	.53	.47	.10	.12	.04	.03
1/4	.2500	20	1.11	1.05	.50	.44	.25	.21	.34	.62	.56	.10	.12	.05	.04
5/16	.3125	18 & 24	1.30	1.24	.59	.53	.30	.26	.46	.73	.67	.14	.18	.06	.05
3/8	.3750	16 & 24	1.41	1.34	.67	.61	.34	.30	.69	.83	.77	.16	.18	.06	.05

## Figure 01.13 Cold Forged Wing Nuts



Nominal or Basic Major Diameter of Thread		Threads per Inch	A		B		C		D		E		G	
			Wing Spread		Wing Height		Wing Thick		Between Wings		Boss Diameter		Boss Height	
			Max	Min	Max	Min	Max	Min	Max	Min	Max	Min	Max	Min
6	.1380	32	.72	.59	.41	.28	.11	.07	.21	.17	.33	.29	.14	.10
8	.1640	32	.91	.78	.47	.34	.14	.10	.27	.22	.43	.39	.18	.14
10	.1900	24 & 32	.91	.78	.47	.34	.14	.10	.27	.22	.45	.39	.18	.14
1/4	.2500	20	1.10	.97	.57	.43	.18	.14	.39	.26	.50	.45	.22	.17
5/16	.3125	18	1.25	1.12	.66	.53	.21	.17	.39	.32	.58	.51	.25	.20
3/8	.3750	16	1.44	1.31	.79	.65	.24	.20	.48	.42	.70	.64	.30	.26
1/2	.5000	13	1.94	1.81	1.00	.87	.33	.26	.65	.54	.93	.86	.39	.35
5/8	.6250	11	2.76	2.62	1.44	1.31	.40	.34	.90	.80	1.19	1.13	.55	.51
3/4	.7500	10	2.76	2.62	1.44	1.31	.40	.34	.90	.80	1.19	1.13	.55	.51

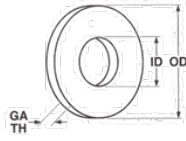
## Figure 02.01 USS Washers



Bolt Size (in)	OD (in)	ID (in)	American Std Gauge	Approx lbs per M pcs	Approx # of pcs per lb	Bolt Size (in)	OD (in)	ID (in)	American Std Gauge	Approx lbs per M pcs	Approx # of pcs per lb
3/16	9/16	1/4	18 (3/64)	2.8	361	1-1/4	3	1-3/8	8 (11/64)	260	3.8
1/4	3/4	5/16	16 (1/16)	6.7	149	1-3/8	3-1/4	1-1/2	7 (3/16)	333	3
5/16	7/8	3/8	14 (5/64)	11.5	87	1-1/2	3-1/2	1-5/8	7 (3/16)	385	2.6
3/8	1	7/16	14 (5/64)	14.9	67	1-5/8	3-3/4	1-3/4	7 (3/16)	448	2.3
7/16	1-1/4	1/2	14 (5/64)	24.4	41	1-3/4	4	1-7/8	7 (3/16)	500	2
1/2	1-3/8	9/16	12 (7/64)	38.5	26	1-7/8	4-1/4	2	7 (3/16)	569	1.8
9/16	1-1/2	5/8	12 (7/64)	45.5	22	2	4-1/2	2-1/8	7 (3/16)	630	1.6
5/8	1-3/4	11/16	10 (9/64)	77	13	2 1/4	4-3/4	2-3/8	5 (7/32)	826	1.2
3/4	2	13/16	9 (5/32)	110	9.1	2-1/2	5	2-5/8	4 (15/64)	961	1
7/8	2-1/4	15/16	8 (11/64)	153	6.5	2-3/4	5-1/4	2-7/8	3 (1/4)	1100	.9
1	2-1/2	1-1/16	8 (11/64)	188	5.3	3	5-1/2	3-1/8	3 (1/4)	1300	.8
1-1/8	2-3/4	1-1/4	8 (11/64)	220	4.5						

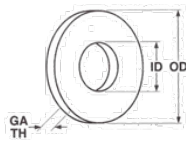
# SPECS, GUIDES, & INFO

Figure 02.02 SAE Washers



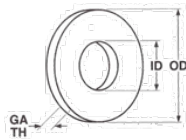
Bolt Size (in)	OD (in)	ID (in)	American Std Gauge	Approx lbs per M pcs	Approx # of pcs per lb	Bolt Size (in)	OD (in)	ID (in)	American Std Gauge	Approx lbs per M pcs	Approx # of pcs per lb
4	5/16	1/8	21 (1/32)	.58	1650	9/16	1-3/16	19/32	13 (3/32)	23.4	43
6	3/8	5/32	18 (3/64)	1.26	790	5/8	1-5/16	21/31	13 (3/32)	27.7	36
8	7/16	3/16	18 (3/64)	1.7	585	3/4	1-1/2	13/16	10 (9/64)	47.4	21
3/16	1/2	7/32	18 (3/64)	2.3	435	7/8	1-3/4	15/16	10 (9/64)	63	16
12	9/16	1/4	16 (1/16)	3.4	280	1	2	1-1/16	10 (9/64)	83	12
1/4	5/8	9/32	16 (1/16)	4.5	222	1-1/8	2-1/4	1-3/16	10 (9/64)	109	9.2
5/16	11/16	11/32	16 (1/16)	5.2	192	1-1/4	2-1/2	1-5/16	9 (5/32)	160	6.25
3/8	13/16	13/32	16 (1/16)	7.2	140	1-3/8	2-3/4	1-7/16	9 (5/32)	190	5.25
7/16	59/64	15/32	16 (1/16)	9.5	105	1-1/2	3	1-9/16	9 (5/32)	240	4.25
1/2	1-1/16	17/32	13 (3/32)	18.3	55						

Figure 02.03 Fender Washers



Bolt Size	OD	ID	Thickness		Approx # in 50 lbs	Bolt Size	OD	ID	Thickness		Approx # in 50 lbs
			Max	Min					Max	Min	
10	7/32	11/16	.080	.051	-	5/16	11/32	1-1/4	.080	.051	2400
10	7/32	3/4	.080	.051	-	5/16	11/32	1-1/2	.080	.051	1600
10	7/32	7/8	.080	.051	5000	3/8	13/32	1-1/4	.080	.051	2350
10	7/32	1	.080	.051	3500	3/8	13/32	1-1/2	.080	.051	1650
10	7/32	1-1/4	.080	.051	3000	3/8	13/32	2	.080	.051	1000
1/4	9/32	1	.080	.051	3750	1/2	17/32	1-1/4	.080	.051	3000
1/4	9/32	1-1/4	.080	.051	2300	1/2	17/32	1-1/2	.080	.051	2000
1/4	9/32	1-1/2	.080	.051	1550	1/2	17/32	2	.080	.051	950

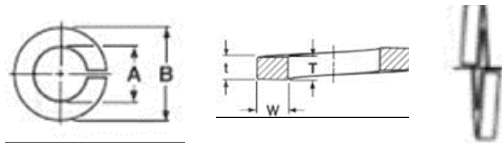
Figure 02.04 Machine Screw Washers



No	OD		ID		Thickness	
	Max	Min	Max	Min	Max	Min
2	.097	.087	.224	.214	.022	.014
3	.114	.104	.255	.245	.023	.018
4	.130	.120	.286	.276	.030	.022
5	.145	.135	.286	.276	.030	.022
6	.155	.145	.380	.370	.036	.028
8	.175	.165	.380	.370	.036	.028
10	.209	.199	.443	.370	.036	.028
12	.232	.222	.505	.495	.052	.044
1/4	.270	.260	.567	.557	.052	.044
5/16	.335	.325	.630	.620	.054	.046
3/8	.397	.387	.693	.683	.054	.046

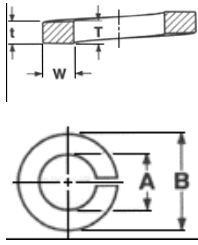
Figure 02.05 Medium and Heavy Split Helical Spring Lock Washers

Nominal Washer Size	A Inside Dia		B Outside Dia		T Mean Sect Thickness		W Section Width		Nominal Washer Size	A Inside Dia		B Outside Dia		T Mean Sect Thickness		W Section Width			
	Max	Min	Med Max	Heavy Max	Med Min	Heavy Min	Med Min	Heavy Min		Max	Min	Med Max	Heavy Max	Med Min	Heavy Min	Med Min	Heavy Min		
	2	.086	.094	.088	.172	.182	.020	.025		.035	.040	11/16	.688	.713	.698	1.176	1.192	.172	.207
3	.099	.107	.101	.195	.209	.025	.031	.040	.047	3/4	.750	.766	.753	1.265	1.291	.188	.226	.234	.244
4	.112	.120	.114	.209	.223	.025	.031	.040	.047	13/16	.812	.843	.824	1.367	1.391	.203	.246	.250	.262
5	.125	.133	.127	.236	.252	.031	.040	.047	.055	7/8	.875	.894	.878	1.459	1.494	.219	.266	.266	.281
6	.138	.148	.141	.250	.266	.031	.040	.047	.055	15/16	.938	.970	.950	1.560	1.594	.234	.284	.281	.298
8	.164	.174	.167	.293	.307	.040	.047	.055	.062	1	1.000	1.024	1.003	1.656	1.705	.250	.306	.297	.319
10	.190	.200	.193	.334	.350	.047	.056	.062	.070	1-1/16	1.062	1.107	1.080	1.756	1.808	.266	.326	.312	.338
12	.216	.227	.220	.377	.391	.056	.063	.070	.077	1-1/8	1.125	1.153	1.129	1.847	1.909	.281	.345	.328	.356
1/4	.250	.260	.252	.487	.491	.062	.077	.109	.110	1-3/16	1.188	1.237	1.208	1.950	2.008	.297	.364	.344	.373
5/16	.312	.322	.314	.583	.596	.078	.097	.125	.130	1-1/4	1.250	1.280	1.254	2.036	2.113	.312	.384	.359	.393
3/8	.375	.385	.377	.680	.691	.094	.115	.141	.145	1-5/16	1.312	1.366	1.334	2.141	2.211	.328	.403	.375	.410
7/16	.438	.450	.440	.776	.787	.109	.133	.156	.160	1-3/8	1.375	1.432	1.398	2.239	2.311	.344	.422	.391	.427
1/2	.500	.512	.502	.869	.883	.125	.151	.171	.176	1-7/16	1.438	1.497	1.462	2.334	2.406	.359	.440	.406	.442
9/16	.562	.574	.564	.965	.981	.141	.170	.188	.193	1-1/2	1.500	1.534	1.504	2.419	2.502	.375	.458	.422	.458
5/8	.625	.641	.628	1.073	1.093	.156	.189	.203	.210										



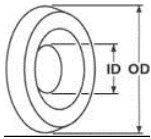


**Figure 02.06** Hi-Collar Helical Spring Lock Washers



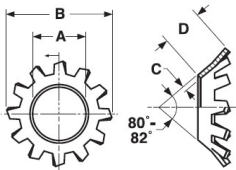
Nominal Washer Size	A Inside Dia		B Outside Dia	W	$\frac{T+t}{2}$	Nominal Washer Size	A Inside Dia		B Outside Dia	W	$\frac{T+t}{2}$	
	Min	Max	Max	Washer Section			Min	Max	Max	Washer Section		
				Width Min	Thickness Min					Width Min	Thickness Min	
4	.112	.115	.121	.173	.022	1/4	.250	.255	.263	.263	.365	.047
6	.138	.141	.148	.216	.030	5/16	.312	.318	.283	.283	.460	.062
8	.164	.168	.175	.267	.042	3/8	.375	.382	.382	.393	.533	.076
10	.190	.194	.202	.294	.042							

**Figure 02.07** Countersunk Finishing Washers



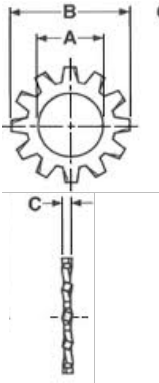
Screw Size	OD	ID		Screw Size	OD	ID		Screw Size	OD	ID	
		Min	Max			Min	Max			Min	Max
6	.469	.170	.200	10	.593	.235	.265	1/4	.781	.305	.335
8	.531	.180	.210	12	.656	.259	.289				

**Figure 02.08** Countersunk External Tooth Lock Washers



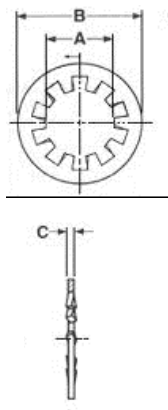
Nominal Washer Size	A Inside Diameter		B Outside Diameter	C Thickness		D Length		
	Min	Max	Outside Diameter	Min	Max	Max	Min	
								6
8	.164	.167	.177	.340	.021	.017	.105	.088
10	.190	.195	.205	.369	.025	.020	.099	.083
1/4	.250	.255	.267	.468	.025	.020	.128	.113

**Figure 02.09** External Tooth Lock Washers



Nominal Washer Size	A Inside Diameter		B Outside Diameter	C Thickness			
	Min	Max	Min	Max	Min	Max	
							4
6	.138	.141	.150	.305	.320	.016	.022
8	.164	.168	.176	.365	.381	.018	.023
10	.190	.195	.204	.395	.410	.020	.025
12	.216	.221	.231	.460	.475	.023	.028
1/4	.250	.256	.267	.494	.510	.023	.028
5/16	.312	.320	.332	.588	.610	.028	.034
3/8	.375	.384	.398	.670	.694	.032	.040
7/16	.438	.448	.464	.740	.760	.032	.040
1/2	.500	.513	.530	.880	.900	.037	.045
5/8	.625	.641	.663	1.045	1.070	.042	.050

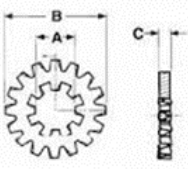
**Figure 02.10** Internal Tooth Lock Washers



Nominal Washer Size	A Inside Diameter		B Outside Diameter	C Thickness			
	Min	Max	Min	Max	Min	Max	
							2
4	.112	.115	.123	.255	.270	.015	.019
6	.138	.141	.150	.275	.295	.017	.021
8	.164	.168	.176	.325	.340	.018	.023
10	.190	.195	.204	.365	.381	.020	.025
12	.216	.221	.231	.394	.410	.020	.025
1/4	.250	.256	.267	.460	.478	.023	.028
5/16	.312	.320	.332	.594	.610	.028	.034
3/8	.375	.384	.398	.670	.692	.032	.040
7/16	.438	.448	.464	.740	.789	.032	.040
1/2	.500	.512	.530	.867	.900	.037	.045
5/8	.625	.640	.663	1.045	1.071	.042	.050
1/8	Pipe	.425	.410	.595	.615	.017	.022

# SPECS, GUIDES, & INFO

Figure 02.11 Internal-External Tooth Lock Washers

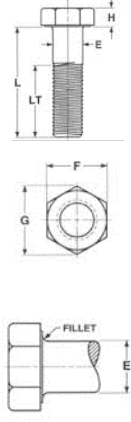


Nominal Washer Size		A		B		C	
		Inside Diameter		Outside Diameter		Thickness	
		Min	Max	Min	Max	Min	Max
6	.138	.141	.150	.495	.510	.023	.028
8	.164	.168	.176	.495	.510	.023	.028
10	.190	.195	.204	.580	.610	.028	.034
1/4	.250	.256	.267	.725	.760	.032	.040

Figure 03.01 Mechanical & Material Requirements for Grades 2, 5, & 8 Hex Head Cap Screws

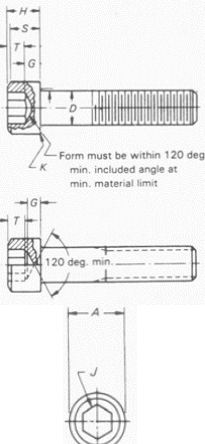
Grade Desig	Prods	Nominal Size Diameter (in)	Machine Test Specimens of Bolts, Screws, & Studs				Full Size Bolts, Screws, Studs (Stress)		Surface Hardness	Core Hardness Rockwell		Grade ID Mark
			Yield Strength Min PSI	Tensile Strength Min PSI	Elong Min %	Reduction of Area Min %	Proof Load PSI	Tensile Strength Min PSI	Rockwell 30N Max	Min	Max	
2	Bolts, Screws, & Studs	1/4-3/4 Over 3/4 to 1-1/2	57000 36000	74000 60000	18	35	55000 33000	74000 60000	-	B80 B70	B100	None
5		1/4 to 1 Over 1 to 1-1/2	92000 81000	120000 105000	14	35	85000 74000	120000 105000	54 50	C25 C19	C34	
8		1/4 to 1-1/2	130000	150000	12	35	120000	150000	58.6	C33	C30	

Figure 03.02 Hex Cap Screws



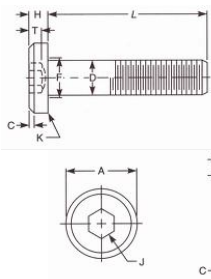
Nominal of Basic Product Diameter	E		F			G		H			R	LT		
	Body Diameter		Width Across Flats			Width Across Corners		Head Height			Radius of Fillet	Thread <6in Screws	Length >6in Screws	
	Min	Max	Basic	Min	Max	Min	Max	Basic	Min	Max	Min	Basic	Basic	
1/4	.2500	.2450	.2500	7/16	.428	.438	.488	.505	5/32	.150	.163	.015	.750	1.000
5/16	.3125	.3065	.3125	1/2	.489	.500	.557	.577	13/64	.195	.211	.015	.875	1.125
3/8	.3750	.3690	.3750	9/16	.551	.562	.628	.650	15/64	.226	.243	.015	1.000	1.250
7/16	.4375	.4305	.4375	5/8	.612	.625	.698	.722	9/32	.272	.291	.015	1.125	1.375
1/2	.5000	.4930	.5000	3/4	.736	.750	.840	.866	5/16	.302	.323	.015	1.250	1.500
9/16	.5625	.5545	.5625	13/16	.798	.812	.910	.938	23/64	.348	.371	.020	1.375	1.625
5/8	.6250	.6170	.6250	15/16	.922	.938	1.051	1.083	25/64	.378	.403	.020	1.500	1.750
3/4	.7500	.7410	.7500	1-1/8	1.100	1.125	1.254	1.299	15/32	.455	.483	.020	1.750	2.000
7/8	.8750	.8660	.8750	1-5/16	1.285	1.312	1.465	1.516	35/64	.531	.563	.040	2.000	2.250
1	1.0000	.9900	1.0000	1-1/2	1.469	1.500	1.675	1.732	39/64	.591	.627	.060	2.250	2.500
1-1/8	1.125	1.114	1.125	1-11/16	1.631	1.688	1.850	1.949	11/16	.658	.718	.060	2.500	2.750
1-1/4	1.250	1.239	1.250	1-7/8	1.812	1.875	2.066	2.165	25/32	.749	.813	.060	2.750	3.000
1-3/8	1.375	1.363	1.375	2-1/6	1.994	2.062	2.273	2.382	27/32	.810	.878	.060	3.000	3.250
1-1/2	1.500	1.488	1.500	2-1/4	2.175	2.250	2.480	2.598	15/16	.902	.974	.060	3.250	3.500

Figure 03.03 Socket Head Cap Screws



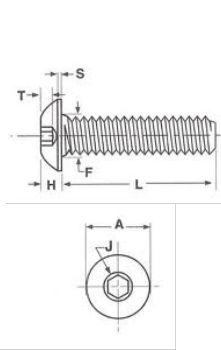
Nominal Size or Basic Screw Diameter	D		A		H		S	K	J	T	G		
	Body Diameter		Head Diameter		Head Height		Head Side Height	Chamber of Radius	Hexagon Socket Size	Key Engagement	Wall Thick		
	Min	Max	Min	Max	Min	Max	Min	Max	Nom	Min	Min		
4	.1120	.1075	.1120	.176	.183	.108	.112	.101	3/32	.094	.051	.038	
5	.1250	.1202	.1250	.198	.205	.121	.125	.112	.005	3/32	.094	.057	.043
6	.1380	.1329	.1380	.218	.226	.134	.138	.124	.005	7/64	.109	.064	.047
8	.1640	.1585	.1640	.262	.270	.159	.164	.148	.005	9/64	.141	.077	.056
10	.1900	.1840	.1900	.303	.312	.185	.190	.171	.005	5/32	.156	.090	.065
1/4	.2500	.2435	.2500	.365	.375	.244	.250	.225	.008	3/16	.188	.120	.095
5/16	.3125	.3053	.3125	.457	.469	.306	.312	.281	.008	1/4	.250	.151	.119
3/8	.3750	.3678	.3750	.550	.562	.368	.375	.337	.008	5/16	.312	.182	.143

## Figure 03.04 Low Head Socket Cap Screws



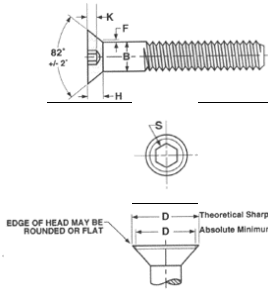
Nominal Size	B		D		H		S	K	F	
	Basic Screw Dia		Head Diameter		Head Height		Socket Size	Engagement	Fillet	
	Min	Max	Min	Max	Min	Max	Min	Min	Min	Max
8	.1640		.265	.270	.079	.082	.0781	.060	.012	.007
10	.1900		.307	.312	.092	.095	.0938	.072	.014	.009
1/4	.2500		.369	.375	.121	.125	.1250	.094	.014	.009
5/16	.3125		.431	.437	.152	.156	.1562	.120	.017	.012
3/8	.3750		.556	.562	.182	.187	.1875	.145	.020	.015
7/16	.4375		.618	.625	.213	.218	.2188	.166	.023	.018
1/2	.5000		.743	.750	.244	.250	.2500	.184	.026	.020

## Figure 03.05 Button Head Socket Cap Screws



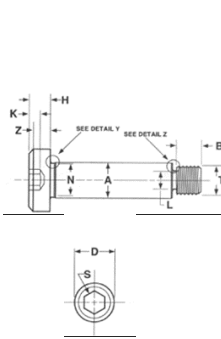
Nom Size	A		H		J	S	T	F		L	
	Head Dia		Head Height		Head Side Height	Hexagon Socket Size	Key Engage	Fillet Extension		Max Std Length	
	Max	Min	Max	Min	Ref	Nominal	Min	Max	Min	Nom	
4	.213	.201	.059	.051	.015	1/16	.062	.035	.010	.005	.50
5	.238	.226	.066	.058	.015	5/64	.078	.044	.010	.005	.50
6	.262	.250	.073	.063	.015	5/64	.078	.044	.010	.005	.63
8	.312	.298	.087	.077	.015	3/32	.094	.052	.015	.010	.75
10	.361	.347	.101	.091	.020	1/8	.125	.070	.015	.010	1.00
1/4	.437	.419	.132	.122	.031	5/32	.156	.087	.020	.015	1.00
5/16	.547	.527	.166	.152	.031	3/16	.188	.105	.020	.015	1.00
3/8	.656	.636	.199	.185	.031	7/32	.219	.122	.020	.015	1.25
1/2	.875	.851	.265	.245	.046	5/16	.312	.175	.030	.020	2.00
5/8	1.00	.970	.331	.311	.062	3/8	.375	.210	.030	.020	2.00

## Figure 03.06 Flat Head Socket Cap Screws



Nom Size	B		D		H		S	K	F	
	Body Diameter		Head Diameter		Head Height		Hexagon Socket Size	Key Engage	Fillet Extension Above D	
	Max	Min	Theoretical Sharp	Abs Min	Ref	Flush Tolerance	Nominal	Min	Max	
4	.1120	.1075	.255	.218	.083	.011	1/16	.055	.012	
5	.1250	.1202	.281	.240	.090	.012	5/64	.061	.014	
6	.1380	.1329	.307	.263	.097	.013	5/64	.066	.015	
8	.1640	.1585	.359	.311	.112	.014	3/32	.076	.015	
10	.1900	.1840	.411	.359	.127	.015	1/8	.087	.015	
1/4	.2500	.2435	.531	.480	.161	.016	5/32	.111	.015	
5/16	.3125	.3053	.656	.600	.198	.017	3/16	.135	.015	
3/8	.3750	.3678	.781	.720	.234	.018	7/32	.159	.015	
7/16	.4375	.4294	.844	.781	.234	.018	1/4	.159	.015	
1/2	.5000	.4919	.938	.872	.251	.018	5/16	.172	.015	
5/8	.6250	.6163	1.188	1.112	.324	.022	3/8	.220	.015	
3/4	.7500	.7406	1.438	1.355	.396	.024	1/2	.220	.015	

## Figure 03.07 Socket Shoulder Screws



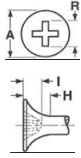
Nom Size	A		D		H		Z	S	K	E	F
	Shoulder Dia		Head Dia		Head Height		Head Side Height	Hexagon Socket Size	Key Engage	Head Fillet Extension Above D	Head Fillet Radius
	Max	Min	Max	Min	Max	Min	Min	Nominal	Min	Max	Min
1/4	.2480	.2460	.375	.357	.188	.177	.157	1/8	.094	.014	.009
5/16	.3105	.3085	.438	.419	.219	.209	.183	5/32	.117	.017	.012
3/8	.3730	.3710	.562	.543	.250	.240	.209	3/16	.141	.020	.015
1/2	.4980	.4960	.750	.729	.312	.302	.262	1/4	.188	.026	.020
5/8	.6230	.6210	.875	.853	.375	.365	.315	5/16	.234	.032	.024
3/4	.7480	.7460	1.00	.977	.500	.490	.421	3/8	.281	.039	.030

Nom Size	N	W	T		L		Q	C		B
	Shoulder Neck Dia	Shoulder Neck Width	Nom Thread Size	Threads per Inch	Thread Neck Diam		Thread Neck	Thread Neck Fillet		Thread Length
	Min	Min			Max	Min	Max	Max	Min	Max
1/4	.227	.093	10	24	.142	.133	.083	.023	.017	.375
5/16	.289	.093	1/4	20	.193	.182	.100	.028	.022	.438
3/8	.352	.093	5/16	18	.249	.237	.111	.031	.025	.500
1/2	.477	.093	3/8	16	.304	.291	.125	.035	.029	.625
5/8	.602	.093	1/2	13	.414	.397	.154	.042	.036	.750
3/4	.727	.093	5/8	11	.521	.502	.182	.051	.045	.875

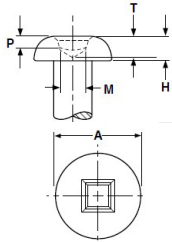
# SPECS, GUIDES, & INFO

Figure 03.08 Bugle Head Dimensions



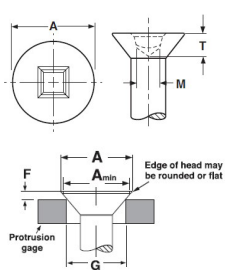
Size	A		H		R		I	
	Head Diameter		Head Height		Recess Diameter		Recess Depth	
	Max	Min	Max	Min	Max	Min	Max	Min
6	.347	.315	.031	.020	.189	.176	.110	.087
7	.355	.322	.035	.020	.206	.191	.125	.102
8	.363	.330	.039	.020	.214	.201	.135	.112
10	.379	.344	.045	.034	.222	.208	.142	.137

Figure 03.09 Square Drive Pan Head Dimensions



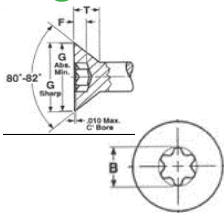
Nominal Size or Basic Screw Diameter	A		H		M		T		P		Driver Size	
	Head Diameter		Head Height		Recess Square		Recess Depth		Penetrating Gauging Depth			
	Max	Min	Max	Min	Max	Min	Max	Min	Max	Min		
4	.1120	.219	.205	.086	.075	.071	.069	.073	.063	.038	.032	0
6	.1380	.270	.256	.103	.091	.091	.090	.113	.105	.065	.057	1
8	.1640	.322	.306	.120	.107	.112	.111	.140	.119	.075	.065	2
10	.1900	.373	.357	.137	.123	.112	.111	.140	.119	.075	.065	2
12	.2160	.425	.407	.153	.139	.133	.131	.165	.155	.095	.085	3
1/4	.2500	.492	.473	.175	.160	.133	.131	.165	.155	.095	.085	3
5/16	.3125	.615	.594	.216	.198	.191	.189	.201	.191	.100	.090	4

Figure 03.10 Square Flat Head Dimensions



Nominal Size or Basic Screw Diameter	A		M		T		P		Driver Size	
	Head Dia		Recess Square		Recess Depth		Recess Penetrating Gauging Depth			
	Max	Min	Max	Min	Max	Min	Max	Min		
4	.1120	.212	.191	.071	.069	.073	.063	.038	.032	0
6	.1380	.262	.238	.091	.090	.113	.105	.065	.057	1
8	.1640	.312	.285	.112	.111	.140	.119	.075	.065	2
10	.1900	.362	.333	.112	.111	.140	.119	.075	.065	2
12	.2160	.412	.380	.133	.131	.165	.155	.095	.085	3
1/4	.2500	.477	.442	.133	.131	.165	.155	.095	.085	3
5/16	.3125	.597	.556	.191	.189	.201	.191	.100	.090	4

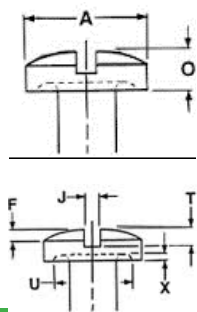
Figure 03.11 Flat Head Torx Drive (Floorboard) Dimensions



Screw Size	G		T	B	F				Drive Size
	Head Dimensions			Recess Dimensions					
	Max Sharp	Abs Min	Ref	Ref	Gauge Penetration Min	Fallaway Max Penetration of No-Go Gauge			
1/4	.250	.507	.452	.153	.221	.060	.030		T30
5/16	.312	.635	.566	.191	.266	.087	.030		T40

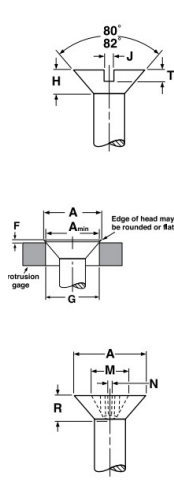
Torx is a registered trademark of Camcar Corporation, a division of Textron Industries.

Figure 03.12 Binding Head Undercut Machine Screws Head Dimensions



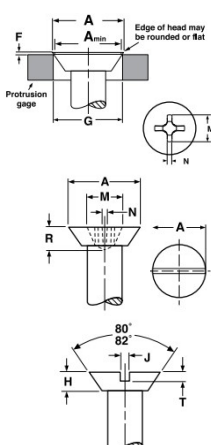
Nom Size	A		F		O		J		T		U		X	
	Head Diameter		Height of Head				Width of Slot		Depth of Slot		Dimensions of Undercut			
			Height of Oval		Total Height						Diameter		Depth	
	Max	Min	Max	Min	Max	Min	Max	Min	Max	Min	Max	Min	Max	Min
2	.181	.171	.018	.013	.050	.043	.031	.023	.030	.024	.141	.124	.010	.005
3	.208	.197	.022	.016	.059	.052	.035	.027	.036	.025	.162	.143	.011	.006
4	.235	.223	.025	.018	.068	.061	.039	.031	.042	.034	.184	.161	.012	.007
5	.263	.249	.029	.021	.078	.069	.043	.035	.048	.035	.205	.180	.014	.009
6	.290	.275	.032	.024	.087	.078	.048	.039	.053	.044	.226	.199	.015	.010
8	.344	.326	.039	.029	.105	.095	.054	.045	.065	.054	.269	.236	.017	.012
10	.399	.378	.045	.034	.123	.112	.060	.050	.077	.064	.312	.274	.020	.015
1/4	.513	.488	.061	.046	.165	.152	.075	.064	.105	.088	.410	.360	.026	.021

## Figure 03.13 Flat Head Dimensions



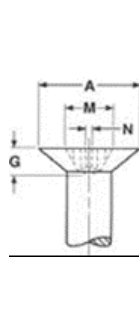
Nom Size	These Lengths or Shorter are Undercut		A		H		J		T		M	R	N	F		G Gauge Dia	Phillips Driver Size
			Head Dimensions						Slot Dimensions				Phillips Dimensions				
	Types A & AB	Other Types	Diameter		Height		Width		Depth		Dia	Depth	Width	Protrusion Above Gauge Dia			
			Max	Min	Max	Min	Max	Min	Max	Min	Ref	Ref	Ref	Max	Min		
0	3/16	1/8	.112	.096	.035	.026	.023	.016	.015	.010	.062	.035	.014	.026	.016	.078	0
1	3/16	5/32	.137	.120	.043	.033	.026	.019	.019	.012	.070	.043	.015	.028	.016	.101	0
2	3/16	3/16	.162	.144	.051	.040	.031	.023	.023	.015	.096	.055	.017	.029	.017	.124	1
4	1/4	1/4	.212	.191	.067	.055	.039	.031	.030	.020	.122	.081	.018	.032	.019	.172	1
5	1/4	1/4	.237	.215	.075	.062	.043	.035	.034	.022	.148	.074	.027	.034	.020	.196	2
6	5/16	5/16	.262	.238	.083	.069	.048	.039	.038	.024	.168	.094	.029	.036	.021	.220	2
7	3/8	3/8	.287	.262	.091	.076	.048	.039	.041	.027	.176	.102	.030	.037	.022	.243	2
8	7/16	7/16	.312	.285	.100	.084	.054	.045	.045	.029	.182	.110	.030	.039	.023	.267	2
10	1/2	1/2	.362	.333	.116	.098	.060	.050	.053	.034	.198	.124	.032	.042	.025	.313	2
12	9/16	9/16	.412	.380	.132	.112	.067	.056	.060	.039	.262	.144	.035	.045	.027	.362	3
14	5/8	-	.462	.427	.148	.126	.075	.064	.068	.044	.276	.160	.036	.049	.029	.410	3
1/4	5/8	5/8	.477	.442	.153	.131	.075	.064	.070	.046	.276	.160	.036	.050	.029	.424	3
5/16	13/16	5/8	.597	.556	.191	.165	.084	.072	.088	.058	.358	.205	.061	.057	.034	.539	4
3/8	-	5/8	.717	.670	.230	.200	.094	.081	.106	.070	.386	.234	.065	.065	.039	.653	4

## Figure 03.14 Flat Head Undercut Dimensions



Nom Size	These Lengths or Shorter are Undercut		A		H		J		T		M	R	N	F		G Gauge Dia	Phillips Driver Size
			Head Dimensions						Slot Dimensions				Phillips Dimensions				
	Types A & AB	Other Types	Diameter		Height		Width		Depth		Dia	Depth	Width	Protrusion Above Gauge Dia			
			Max	Min	Max	Min	Max	Min	Max	Min	Ref	Ref	Ref	Max	Min		
0	3/16	1/8	.112	.096	.025	.018	.023	.016	.010	.007	.062	.035	.014	-	-	-	0
1	3/16	5/32	.127	.120	.031	.023	.026	.019	.014	.009	.070	.043	.015	-	-	-	0
2	3/16	3/16	.162	.144	.036	.028	.031	.023	.016	.011	.088	.048	.017	.029	.017	.124	1
4	1/4	1/4	.212	.191	.047	.038	.039	.031	.022	.014	.110	.070	.018	.032	.019	.172	1
6	5/16	5/16	.262	.238	.059	.048	.048	.039	.027	.017	.140	.066	.025	.036	.021	.220	2
7	3/8	3/8	.287	.262	.064	.053	.048	.039	.030	.019	.149	.074	.027	.037	.022	.243	2
8	7/16	7/16	.312	.285	.070	.058	.054	.045	.032	.021	.168	.094	.029	.039	.023	.267	2
10	1/2	1/2	.362	.333	.081	.068	.060	.050	.037	.024	.182	.110	.030	.042	.025	.313	2
12	9/16	9/16	.412	.380	.092	.078	.067	.056	.043	.028	.226	.10	.030	.045	.027	.362	3
1/4	5/8	5/8	.477	.442	.107	.92	.075	.064	.050	.032	.244	.124	.032	.050	.029	.424	3
5/16	13/16	5/8	.597	.556	.134	.116	.084	.072	.062	.041	.310	.157	.053	.057	.034	.539	4
3/8	-	5/8	.717	.670	.161	.140	.94	.081	.075	.049	.358	.205	.061	.065	.039	.653	4

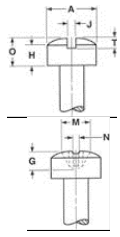
## Figure 03.15 Flat Head 100° Dimensions



Nom Size	A		H		J		T		M	R	N	F		G Gauge Dia	Phillips Driver Size
	Head Dimensions						Slot Dimensions				Recess Dimensions				
	Diameter		Height		Width		Depth		Dia	Depth	Width	Protrusion Above Gauge Dia			
	Max	Min	Max	Min	Max	Min	Max	Min	Ref	Ref	Ref	Max	Min		
0	.112	.095	.026	.019	.023	.016	.013	.008	.054	.027	.013	.020	.012	.074	0
2	.162	.142	.037	.029	.031	.023	.019	.012	.088	.048	.012	.022	.014	.121	1
4	.212	.188	.049	.039	.039	.031	.024	.017	.110	.070	.018	.025	.106	.167	1
6	.262	.235	.060	.049	.048	.039	.030	.022	.148	.074	.027	.028	.017	.214	2
8	.312	.282	.072	.060	.054	.045	.036	.027	.161	.090	.028	.031	.019	.261	2
10	.363	.329	.083	.070	.060	.050	.042	.031	.178	.104	.030	.034	.021	.307	2
1/4	.477	.437	.110	.094	.075	.064	.055	.042	.240	.124	.033	.040	.025	.415	3

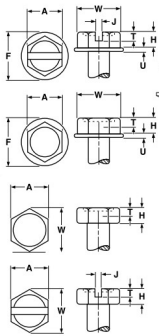
# SPECS, GUIDES, & INFO

Figure 03.16 Fillister Head Dimensions



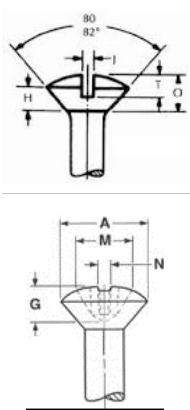
Nom Size	A		H		O		J		T		M		G	N	Phillips Driver Size
	Head Diameter		Height of Head				Width of Slot		Depth of Slot		Recess Dimensions				
			Side Height		Total Height						Diameter		Depth	Width	
	Max	Min	Max	Min	Max	Min	Max	Min	Max	Min	Max	Min	Max	Min	
0	.096	.083	.043	.038	.055	.047	.023	.016	.025	.015	.067	.054	.039	.013	0
2	.140	.124	.062	.053	.083	.066	.031	.023	.037	.025	.104	.091	.059	.017	1
3	.161	.145	.070	.061	.095	.077	.035	.027	.043	.030	.112	.099	.068	.019	1
4	.183	.166	.079	.069	.107	.088	.039	.031	.048	.035	.122	.109	.078	.019	1
5	.205	.187	.088	.078	.120	.100	.043	.035	.054	.040	.143	.130	.067	.027	2
6	.226	.208	.096	.086	.132	.111	.048	.039	.060	.045	.166	.153	.091	.028	2
8	.270	.250	.113	.102	.156	.133	.054	.045	.071	.054	.182	.169	.108	.030	2
10	.313	.292	.130	.118	.180	.156	.060	.050	.083	.064	.199	.186	.124	.031	2
12	.357	.334	.148	.134	.205	.178	.067	.056	.094	.074	.259	.246	.141	.034	3
1/4	.414	.389	.170	.155	.237	.207	.075	.064	.109	.087	.281	.268	.161	.036	3
5/16	.518	.490	.211	.194	.295	.262	.084	.072	.137	.110	.322	.309	.203	.042	3
3/8	.622	.590	.253	.233	.355	.315	.094	.081	.164	.133	.389	.376	.220	.065	4

Figure 03.17 Hex Head and Hex Washer Head Dimensions



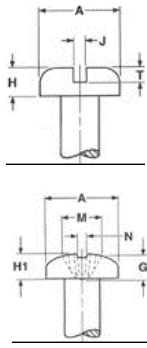
Nom Size	A		W		H		F		U		J		T	
	Width Across Flats		Width Across Corners		Height of Head		Diameter of Washer		Thickness of Washers		Width of Slot		Depth of Slot	
	Max	Min	Max	Min	Max	Min	Max	Min	Max	Min	Max	Min	Max	Min
4	.188	.181	.202	.195	.060	.049	.243	.225	.019	.011	.039	.031	.036	.025
6	.250	.244	.272	.265	.093	.080	.328	.302	.025	.015	.048	.039	.046	.033
7	.250	.244	.272	.265	.093	.080	.328	.302	.029	.017	.048	.039	.054	.040
8	.250	.244	.272	.265	.110	.096	.348	.322	.031	.019	.054	.045	.066	.052
10	.312	.305	.340	.333	.120	.105	.414	.384	.031	.019	.060	.050	.072	.057
12	.312	.305	.340	.333	.155	.139	.432	.398	.039	.022	.067	.056	.093	.077
14	.375	.367	.409	.401	.190	.172	.520	.480	.050	.030	.075	.064	.101	.083
1/4	.375	.367	.409	.401	.190	.172	.520	.480	.050	.030	.075	.064	.101	.083
5/16	.500	.489	.545	.534	.230	.208	.676	.624	.055	.035	.084	.072	.122	.100
3/8	.562	.551	.614	.603	.295	.270	.780	.720	.063	.037	.094	.081	.156	.131

Figure 03.18 Oval Head Dimensions



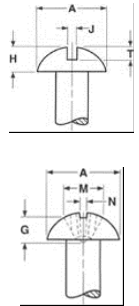
Nom Size	A		H		O	J		T	M	R	N	F		G	Phillips Driver Size
	Head Diameter		Head Height		Side	Slot Dimensions				Recess Dimensions			Protusion ^ Gauging Diameter		
			Total			Width		Depth							
	Max	Min	Max	Max	Max	Min	Max	Min	Ref	Ref	Ref	Max	Min	Gauge Dia	
0	.112	.096	.035	.056	.023	.016	.030	.025	.068	.036	.014	.047	.031	.078	0
1	.137	.120	.043	.068	.026	.019	.038	.031	.070	.039	.015	.053	.035	.101	0
2	.162	.144	.051	.080	.031	.023	.045	.037	.106	.060	.018	.058	.039	.124	1
3	.187	.167	.059	.092	.035	.027	.052	.043	.118	.072	.019	.064	.044	.148	1
4	.212	.191	.067	.104	.039	.031	.059	.049	.130	.086	.019	.069	.048	.172	1
5	.237	.215	.075	.116	.043	.035	.067	.055	.152	.073	.028	.075	.053	.192	2
6	.262	.238	.083	.128	.048	.039	.074	.060	.172	.092	.030	.080	.057	.220	2
8	.312	.285	.100	.152	.054	.045	.088	.072	.186	.107	.031	.091	.066	.267	2
10	.362	.330	.116	.176	.060	.050	.103	.084	.202	.125	.033	.102	.075	.313	2
12	.412	.380	.132	.200	.067	.056	.117	.096	.264	.140	.038	.113	.084	.362	3
1/4	.477	.442	.150	.232	.075	.064	.136	.112	.284	.160	.040	.129	.095	.424	3
5/16	.597	.556	.191	.290	.084	.072	.171	.141	.383	.226	.065	.155	.117	.539	4
3/8	.717	.670	.250	.347	.094	.081	.206	.170	.404	.245	.068	.182	.139	.653	4

**Figure 03.19** Pan Head Dimensions



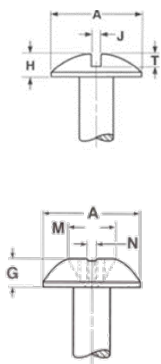
Nom Size	A		H		H1		J		T		M		G	N	Phillips Driver Size
	Head Diameter		Head Height				Width of Slot		Depth of Slot		Dimensions of Recess				
			Slotted		Recessed						Diameter	Depth	Width		
	Max	Min	Max	Min	Max	Min	Max	Min	Max	Min	Max	Min	Max	Min	
0	.116	.104	.039	.031	.044	.036	.023	.016	.022	.014	.067	.054	.039	.013	0
2	.167	.155	.053	.045	.062	.053	.032	.023	.031	.022	.104	.091	.059	.017	1
3	.193	.180	.060	.051	.071	.062	.035	.027	.036	.026	.112	.099	.064	.019	1
4	.219	.205	.068	.058	.080	.070	.039	.031	.040	.030	.122	.109	.078	.019	1
5	.245	.231	.075	.065	.089	.079	.043	.035	.045	.034	.158	.145	.083	.028	2
6	.270	.256	.082	.072	.097	.087	.048	.039	.050	.037	.166	.153	.091	.028	2
8	.322	.306	.096	.085	.115	.105	.054	.045	.058	.045	.182	.169	.108	.030	2
10	.373	.357	.110	.099	.133	.122	.060	.050	.068	.053	.199	.186	.124	.031	2
12	.425	.407	.125	.112	.151	.139	.067	.056	.077	.061	.259	.246	.141	.034	3
1/4	.492	.473	.144	.130	.171	.161	.075	.064	.087	.070	.281	.268	.161	.036	3
5/16	.615	.594	.178	.161	.218	.203	.084	.072	.106	.085	.350	.337	.193	.059	4
3/8	.740	.716	.212	.195	.261	.244	.094	.081	.124	.100	.389	.376	.233	.065	4

**Figure 03.20** Round Head Dimensions for Machine Screws



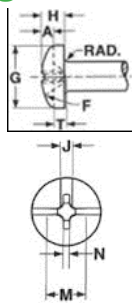
Nom Size	A		H		J		T		M		G	N	Phillips Driver Size	
	Head Diameter		Head Height				Width of Slot		Depth of Slot		Dimensions of Recess			
			Slotted								Diameter	Depth		Width
	Max	Min	Max	Min	Max	Min	Max	Min	Max	Min	Max	Min		
2	.162	.146	.069	.059	.031	.023	.048	.037	.100	.087	.053	.017	1	
3	.187	.169	.078	.067	.035	.027	.053	.040	.109	.096	.062	.018	1	
4	.211	.193	.086	.075	.039	.031	.058	.044	.118	.105	.072	.019	1	
5	.236	.217	.095	.083	.043	.035	.063	.047	.154	.141	.074	.027	2	
6	.260	.240	.103	.091	.048	.039	.068	.051	.162	.149	.084	.027	2	
8	.309	.287	.120	.107	.054	.045	.077	.058	.178	.165	.101	.030	2	
10	.359	.334	.137	.123	.060	.050	.087	.065	.195	.182	.119	.031	2	
12	.408	.382	.153	.139	.067	.056	.096	.073	.249	.236	.125	.032	3	
1/4	.472	.443	.175	.160	.075	.064	.109	.082	.268	.255	.147	.032	3	
5/16	.590	.557	.216	.198	.084	.072	.132	.099	.308	.295	.187	.040	3	
3/8	.708	.670	.256	.237	.094	.081	.155	.117	.387	.374	.228	.064	4	
1/2	.813	.776	.355	.332	.106	.091	.211	.159	.416	.403	.256	.068	4	

**Figure 03.21** Truss Head Dimensions



Nom Size	A		H		J		T		M		G	N	Phillips Driver Size	
	Head Diameter		Height of Head				Width of Slot		Depth of Slot		Dimensions of Recess			
											Diameter	Depth		Width
	Max	Min	Max	Min	Max	Min	Max	Min	Max	Min	Max	Min		
2	.194	.180	.053	.044	.031	.023	.031	.022	.104	.091	.059	.041	.018	1
3	.226	.211	.061	.051	.035	.027	.036	.026	.110	.097	.066	.049	.018	1
4	.257	.241	.069	.059	.039	.031	.040	.030	.112	.099	.069	.051	.018	1
5	.289	.272	.078	.066	.043	.035	.045	.034	.128	.115	.085	.067	.019	1
6	.321	.303	.086	.074	.048	.039	.050	.037	.158	.145	.094	.059	.027	2
8	.384	.364	.102	.088	.054	.045	.058	.045	.173	.160	.099	.074	.029	2
10	.448	.425	.118	.103	.060	.050	.068	.053	.188	.172	.115	.090	.030	2
12	.511	.487	.134	.118	.067	.056	.077	.061	.248	.235	.128	.103	.032	3
1/4	.573	.546	.150	.133	.075	.064	.087	.070	.263	.250	.143	.118	.033	3
5/16	.698	.666	.183	.162	.084	.072	.106	.085	.352	.339	.193	1.68	.059	4
3/8	.823	.787	.215	.191	.094	.081	.124	.100	.383	.370	.226	.202	.063	4

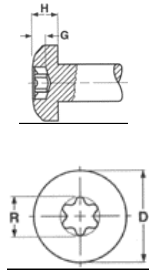
**Figure 03.22** Combination Drive Pan Head Dimensions



Nom Screw Size	G		H		J		A		M		T	N	Recess Penetration		Driver Size	
	Head Dimensions				Slot Dimensions				Recess Dimensions							
	Head Dia		Head Height		Width		Depth		Diameter		Depth		Width			
	Max	Min	Max	Min	Max	Min	Max	Min	Max	Min	Max	Min	Max	Min		
4	.219	.205	.080	.070	.039	.031	.040	.030	.122	.109	.078	.060	.019	.071	.053	1
6	.270	.256	.097	.087	.048	.039	.050	.037	.166	.153	.091	.066	.028	.080	.055	2
8	.322	.306	.115	.105	.054	.045	.058	.045	.182	.169	.108	.082	.030	.097	.071	2
10	.373	.357	.133	.122	.060	.050	.068	.053	.190	.186	.124	.100	.031	.113	.089	2
12	.425	.407	.125	.112	.067	.056	.077	.061	.259	.246	.141	.115	.034	.124	.098	3
1/4	.492	.473	.175	.162	.075	.064	.087	.070	.281	.268	.161	.135	.036	.144	.118	3
5/16	.615	.594	.218	.203	.084	.072	.106	.085	.350	.337	.193	.169	.059	.173	.149	4

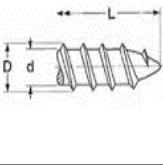
# SPECS, GUIDES, & INFO

**Figure 03.23** Pan Head Torx Drive Dimensions



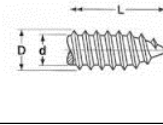
Screw Size	D		H		R	G		Driver Size
	Head Dimensions				Recess Dimensions			
	Head Diameter		Head Height		Dia Ref	Gauge Penetration Min	(Fallaway) Max Penetration	
	Max	Min	Max	Min				
2	.167	.155	.062	.053	.094	.030	.022	T8
4	.219	.205	.080	.070	.111	.035	.026	T10
6	.270	.256	.097	.087	.132	.045	.031	T15
8	.322	.306	.115	.105	.155	.055	.036	T20
10	.373	.357	.133	.122	.178	.070	.040	T25
1/4	.492	.472	.175	.162	.221	.085	.044	T30
5/16	.615	.594	.218	.203	.266	.105	.047	T40

**Figure 03.24** Type A Threads for Self Tapping Screws



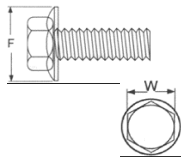
Nominal Size or Basic Screw Diameter	Threads per Inch	D		d		L		
		Major Diameter		Minor Diameter		These Lengths or Shorter have AB Threads		
		Max	Min	Max	Min	90° Heads	Csk Heads	
5	.1250	20	.130	.126	.095	.090	3/16	1/4
6	.1380	18	.141	.136	.102	.096	1/4	5/16
7	.1510	16	.158	.152	.114	.108	5/16	3/8
8	.1640	15	.168	.162	.123	.116	3/8	7/16
10	.1900	12	.194	.188	.133	.126	3/8	1/2
12	.2160	11	.221	.215	.162	.155	7/16	9/16
14	.2420	10	.254	.248	.185	.178	1/2	5/8
20	.3200	9	.333	.327	.234	.226	11/16	13/16
24	.3720	9	.390	.383	.291	.282	3/4	1

**Figure 03.25** Type AB Threads for Self Tapping Screws



Nominal Screw Size or Basic Screw Diameter	Threads per Inch	D		d		L		
		Major Diameter		Minor Diameter		These Lengths or Shorter have AB Threads		
		Max	Min	Max	Min	90° Heads	Csk Heads	
2	.0860	32	.088	.082	.064	.060	3/16	7/32
3	.0990	28	.101	.095	.075	.071	3/16	1/4
4	.1120	24	.114	.108	.086	.082	7/32	9/32
5	.1250	20	.130	.123	.094	.090	1/4	5/16
6	.1380	20	.139	.132	.104	.099	9/32	11/32
7	.1510	19	.154	.147	.115	.109	5/16	3/8
8	.1640	18	.166	.159	.122	.116	5/16	3/8
10	.1900	16	.189	.182	.141	.135	3/8	7/16
12	.2160	14	.215	.208	.164	.157	7/16	21/32
1/4	.2500	14	.246	.237	.192	.185	1/2	19/32
5/16	.3125	12	.315	.306	.244	.236	5/8	3/4
3/8	.3750	12	.380	.371	.309	.299	3/4	29/32

**Figure 03.26** Serrated Flange Screws (Whiz-Lock Equivalents) Threads for Self Tapping Screws



Size	W	F	Size	W	F
	Width Across Flats	Flange Diameter		Width Across Flats	Flange Diameter
6	.187	.260	1/4	.375	.522
8	.250	.348	5/16	.500	.696
10	.312	.433	3/8	.562	.782

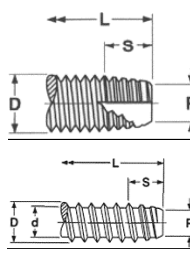
**Figure 03.27** Self Drilling Screw Threads for Self Tapping Screws



Nominal Size or Basic Screw Diameter	Threads per Inch	T		t		P		
		Major Diameter		Minor Diameter		Protrusion Allowance		
		Max	Min	Max	Min	#2 Pt	#3 Pt	
6	.1380	20	.139	.125	.104	.099	.190	-
8	.1640	18	.166	.161	.122	.116	.211	-
10	.1900	16	.189	.183	.141	.135	.235	.300
12	.2160	14	.215	.209	.164	.157	-	.353
1/4	.2500	14	.246	.240	.192	.185	-	.393

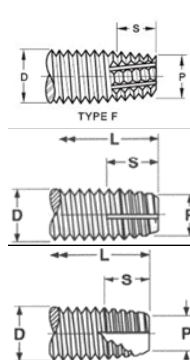


**Figure 03.28** Type 25 & Type B Threads for Self Tapping Screws



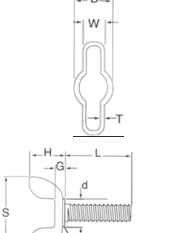
Nominal Screw Size or Basic Screw Diameter	Threads per Inch	D		d		P		S				L				
		Major Diameter		Minor Diameter		Point Diameter		Point Taper Length				Determination Length for Point Taper		Minimum Practical Screw Length		
								For Short Screw		For Long Screws						
		Max	Min	Max	Min	Max	Min	Max	Min	Max	Min	90° Heads	Csk Heads	90° Heads	Csk Heads	
2	.0860	32	.088	.084	.064	.060	.058	.054	.062	.047	.078	.062	7/64	3/16	7/64	5/32
4	.1120	24	.114	.110	.086	.082	.079	.074	.083	.063	.104	.083	3/16	1/4	9/64	3/16
6	.1380	20	.139	.135	.104	.099	.095	.089	.100	.075	.125	.100	1/4	5/16	11/64	1/4
8	.1640	18	.166	.161	.122	.116	.112	.106	.111	.083	.139	.111	5/16	7/16	3/16	1/4
10	.1900	16	.189	.183	.141	.135	.130	.123	.125	.094	.156	.125	3/8	1/2	15/64	5/16
12	.2160	14	.215	.209	.164	.157	.152	.145	.143	.107	.179	.143	7/16	9/16	9/32	3/8
14	.2500	14	.246	.240	.192	.185	.179	.171	.143	.107	.179	.143	1/2	5/8	9/32	3/8
5/16	.3125	12	.315	.306	.244	.236	.230	.222	.167	.125	.196	.161	15/32	19/32	27/32	31/32
3/8	.3750	12	.380	.371	.309	.299	.293	.285	.167	.125	.196	.161	17/32	11/16	15/16	1-1/8

**Figure 03.29** Type F, 1, & 23 Threads and Points for Thread Cutting & Self Tapping Screws



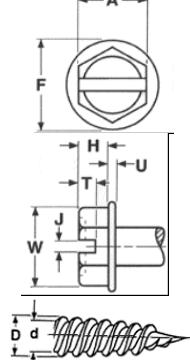
Nominal Screw Size or Basic Screw Diameter	Threads per Inch	D		P		S				L				
		Major Diameter		Point Diameter		Point Taper Length				Determination Length for Point Taper		Minimum Practical Screw Length		
						For Short Screws		For Long Screws						
		Max	Min	Max	Min	Max	Min	Max	Min	90° Heads	Csk Heads	90° Heads	Csk Heads	
2	.0860	56	.0860	.0813	.068	.061	.062	.045	.080	.062	5/32	3/16	5/32	3/16
4	.1120	40	.1120	.1061	.087	.078	.088	.062	.112	.088	7/32	1/4	3/16	1/4
6	.1380	32	.1380	.1312	.107	.096	.109	.078	.141	.109	1/4	5/16	1/4	5/16
8	.1640	32	.1640	.1571	.132	.122	.109	.078	.141	.109	1/4	11/32	1/4	5/16
10	.1900	24	.1900	.1818	.148	.135	.146	.104	.188	.146	11/32	7/16	5/16	13/32
10	.1900	32	.1900	.1831	.158	.148	.109	.078	.141	.109	1/4	11/32	1/4	5/16
12	.2160	24	.2160	.2078	.174	.161	.146	.104	.188	.146	11/32	7/16	5/16	13/32
1/4	.2500	20	.2500	.2408	.200	.184	.175	.125	.225	.175	13/32	17/32	3/8	1/2
5/16	.3125	18	.3125	.3026	.257	.239	.194	.139	.250	.194	15/32	19/32	7/16	9/16
3/8	.3750	16	.3750	.3643	.312	.293	.219	.156	.281	.219	1/2	11/16	15/32	5/8

**Figure 03.30** Wing Screws



Basic Screw Dia	Threads per Inch	S		H		W		d		D		G		T		L	
		Wing Spread		Wing Height		Wing Thickness		Shank Diameter		Wing Minor Dia		Height		Stock Thickness		Practical Screw Length	
		Max	Min	Max	Min	Max	Min	Max	Min	Max	Min	Max	Min	Max	Min	Max	Min
8	32	.78	.72	.40	.34	.18	.12	.35	.31	.40	.34	.21	.14	.04	.03	.75	.38
10	24	.90	.84	.46	.40	.21	.15	.35	.31	.53	.47	.22	.16	.04	.03	1.00	.38
1/4	20	1.09	1.03	.46	.40	.26	.20	.47	.43	.61	.55	.24	.18	.04	.03	1.50	.50
5/16	18	1.31	1.25	.62	.56	.29	.23	.57	.53	.68	.62	.29	.23	.07	.05	1.50	.50

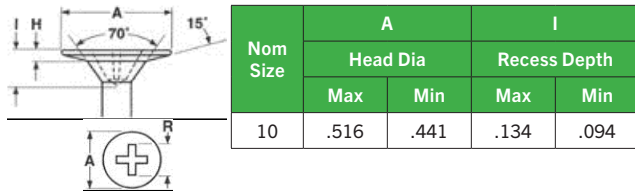
**Figure 03.31** Hex Washer Slotted Self Piercing Screws



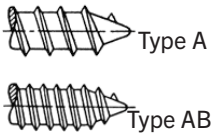
Nominal Size or Basic Screw Diameter	A		W	H		F		U		J		T		D		d	
	Width Across Flats		Width Across Corners	Height Height		Washer Diameter		Washer Thickness		Slot Width		Slot Depth		Major Diameter		Minor Diameter	
	Max	Min	Min	Max	Min	Max	Min	Max	Min	Max	Min	Max	Min	Max	Min	Max	Min
6-18	.250	.244	.272	.093	.080	.328	.302	.025	.015	.048	.039	.053	.033	.141	.136	.102	.096
7-16	.250	.244	.272	.093	.080	.328	.302	.029	.017	.048	.039	.062	.040	.158	.152	.114	.108
8-15	.250	.244	.272	.110	.096	.348	.322	.031	.019	.054	.045	.074	.052	.168	.162	.123	.116
10-12	.250	.244	.272	.110	.096	.414	.384	.031	.019	.054	.045	.074	.052	.194	.188	1.33	.126

# SPECS, GUIDES, & INFO

**Figure 03.32** Wafer Head Dimensions



**Figure 03.34** Type A-AB Tolerance on Length

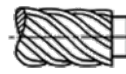


Nominal Screw Length	Tolerance on Length
Up to 1 in.	± .03
Over 1 in.	± .05

**Figure 03.36** Type B, F, H-L, 1, 25, & 23 Tolerance on Length

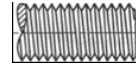
Nominal Screw Length	Tolerance on Length
Up to 3.4 in.	-.03
Over 3/4 to 1-1/2 in.	-.05

**Figure 03.33** Type U Tolerance on Length

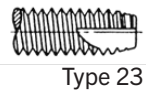
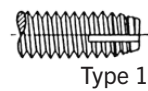
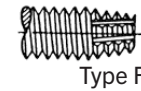
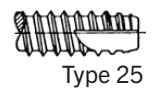
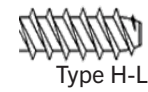
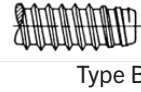


Nominal Screw Length	Tolerance on Length
Up to 3/8 in.	± .02
Over 3/8 in.	± .03

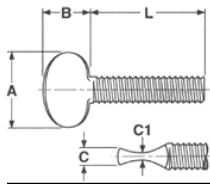
**Figure 03.35** Machine Screws Tolerance on Length



Nominal Screw Length	0 to 12	1/4 to 3/4
	Tolerance on Length	
Up to 1/2 in.	-.02	-.03
Over 1/2 to 1 in.	-.03	-.03
Over 1 in to 2 in.	-.06	-.09
Over 2 in.	-.09	-.09

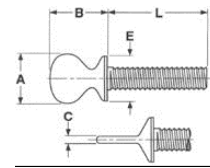


**Figure 03.37** Type P Thumb Screws



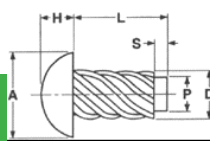
Nominal Size or Basic Screw Diameter		Threads per Inch	A	B	C	C1	L	
			Head Width	Head Height	Head Thickness	Head Thickness (Mid Section)	Practical Screw Length	
							Max	Min
6	.138	32	.41	.29	.08	.03	1.00	.25
8	.164	32	.44	.30	.10	.05	1.00	.38
10	.190	24	.55	.43	.12	.06	2.00	.38
1/4	.250	20	.81	.55	.16	.07	2.50	.50
5/16	.312	18	.87	.67	.19	.09	3.00	.50
3/8	.375	16	1.02	.75	.24	.11	3.00	.75

**Figure 03.38** Type S Thumb Screws



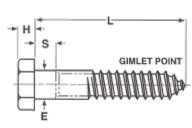

Nominal Size or Basic Screw Diameter		Threads per Inch	A	B	C	E	L	
			Head Width	Head Height	Head Thickness	Shoulder Diameter	Practical Screw Length	
							Max	Min
6	.138	32	.28	.30	.05	.24	.75	.25
8	.164	32	.33	.39	.05	.27	.75	.38
10	.190	24 & 32	.39	.49	.07	.33	1.00	.38
1/4	.250	20	.48	.57	.10	.43	1.50	.50
5/16	.312	18	.57	.73	.13	.57	1.50	.50
3/8	.375	16	.71	.88	.21	.71	2.00	.75

**Figure 03.39** Type U Round Head Drive Screws



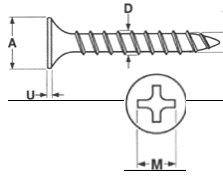
Nom Screw Size	Number of Thread Starts	D		A		H		P		Recommended Hole Size	
		Outside Diameter		Head Diameter		Head Height		Pilot Diameter		Drill Size #	Hole Dia
		Max	Min	Max	Min	Max	Min	Max	Min		
00	6	.060	.057	.099	.090	.034	.026	.049	.046	55	.052
0	6	.075	.072	.127	.118	.049	.041	.063	.060	51	.067
2	8	.100	.097	.162	.146	.069	.059	.083	.080	44	.086
4	7	.116	.112	.211	.193	.086	.075	.096	.092	37	.104
6	7	.140	.136	.260	.240	.103	.091	.116	.112	31	.120
7	8	.154	.150	.285	.264	.111	.099	.126	.122	29	.136
8	8	.167	.162	.309	.287	.120	.107	.136	.132	27	.144
10	8	.182	.177	.359	.334	.137	.123	.150	.146	20	.161
12	8	.212	.206	.408	.382	.153	.139	.177	.173	11	.191
14	9	.242	.236	.457	.429	.170	.155	.202	.198	2	.221
L	Nominal Screw Length	1/8	3/16	1/4	5/16	3/8	1/2	5/8	3/4	1in+	1in+
S	Pilot Length	.047	.047	.047	.047	.062	.062	.078	.078	.125	.125

**Figure 03.40** Lag Screws

Basic Product Diameter		Threads per Inch	E Body or Shoulder Dia		F Width Across Flats			G		H			S Shoulder Length	
								Hex Lag Screws						
								Width Across Corners		Head Height				
Max	Min	Max	Min	Basic	Max	Min	Max	Min	Basic	Max	Min			
1/4	.2500	10	.260	.237	7/16	.438	.425	.505	.484	11/64	.188	.150	.094	
5/16	.3125	9	.324	.298	1/2	.500	.484	.577	.552	7/32	.235	.195	.125	
3/8	.3750	7	.388	.360	9/16	.562	.544	.650	.610	1/4	.268	.226	.125	
7/16	.4375	7	.452	.421	5/8	.625	.603	.722	.687	19/64	.316	.272	.156	
1/2	.5000	6	.515	.482	3/4	.750	.725	.866	.826	1/32	.364	.302	.156	
5/8	.6250	5	.642	.605	15/16	.938	.906	1.083	1.033	27/64	.444	.378	.312	
3/4	.7500	4-1/2	.768	.729	1-1/8	1.125	1.088	1.299	1.240	1/2	.524	.455	.375	

**Figure 03.41** Drywall and Deck Screws



Screw Size	A Head Diameter		U Head Thickness		M Recess Depth		D Major Diameter		d Minor Diameter	
	Max	Min	Max	Min	Max	Min	Max	Min	Max	Min
#6	.340	.320	.031	.020	.107	.087	.142	.126	.102	.096
#8	.358	.339	.039	.020	.122	.115	.168	.160	.123	.116
#10	.376	.395	.044	.034	.142	.137	.201	.193	.158	.152

**Figure 03.42** Fractional Measurement of Cap Screw Head Wrench Sizes

Bolt Dia	Cap Screw Wrench Size	Nut Wrench Size	Bolt Dia	Cap Screw Wrench Size	Nut Wrench Size	Bolt Dia	Cap Screw Wrench Size	Nut Wrench Size	Bolt Dia	Cap Screw Wrench Size	Nut Wrench Size
1/4	7/16	7/16	9/16	13/16	7/8	1-1/8	1-11/16	1-11/16	2	2	3
5/16	1/2	1/2	5/8	15/16	15/16	1-1/4	1-7/8	1-7/8	2-1/4	2-1/4	3-3/8
3/8	9/16	9/16	3/4	11/8	1-1/8	1-3/8	2-1/16	2-1/16	2-1/2	2-1/2	3-3/4
7/16	5/8	11/16	7/8	1-5/16	1-5/16	1-1/2	2-1/4	2-1/4	2-3/4	2-3/4	4-1/8
1/2	3/4	3/4	1	1-1/2	1-1/2	1-3/4	1-3/4	2-5/8	3	3	4-1/2

**Figure 03.43** 8.8 DIN Standard Metric Measurement Cap Screw Head Wrench Sizes

Cap Screw Diameter & Thread Pitch	Wrench Size	Cap Screw Diameter & Thread Pitch	Wrench Size	Cap Screw Diameter & Thread Pitch	Wrench Size	Cap Screw Diameter & Thread Pitch	Wrench Size
M4X0.70	7MM	M8X1.25 STD	13MM	M12X1.50 FINE	19MM	M18X.25	27MM
M5X0.80	8MM	M10X1.0 X-FINE	17MM	M12X1.75 STD	19MM	M20X2.5	30MM
M6X1.00	10MM	M10X1.25 FINE	17MM	M14X1.50 FINE	21MM	M22X2.5	32MM
M7X1.00	11MM	M10X1.5 STD	16MM	M14X2.0 STD	21MM	M24X30	36MM
M8X1.0 FINE	13MM	M12X1.25 X-FINE	19MM	M16X2.0	24MM		

**Figure 03.44** 10.9 DIN Standard Metric Measure Cap Screw Head Wrench Sizes

Cap Screw Diameter & Thread Pitch	Wrench Size	Cap Screw Diameter & Thread Pitch	Wrench Size	Cap Screw Diameter & Thread Pitch	Wrench Size	Cap Screw Diameter & Thread Pitch	Wrench Size
M6X1.0	10MM	M10X1.0 X-FINE	17MM	M12X1.50 FINE	19MM	M16X2.0	24MM
M7X1.0	11MM	M10X1.25 FINE	17MM	M12X1.75	19MM	M20X2.50	30MM
M8X1.25	13MM	M10X1.50 STD	17MM	M14X2.00	21MM	M24X3.00	36MM

**Figure 03.45** 10.9 ANSI-ISO Metric Measurement Cap Screw Head Wrench Sizes
















Cap Screw Diameter & Thread Pitch	Wrench Size	Cap Screw Diameter & Thread Pitch	Wrench Size
M10X1.50	16MM	M12X1.75	18MM

**Figure 03.46** Fractions, Decimals, and Millimeters Cap Screw Head Wrench Sizes







Fraction	Decimal	Millimeter	Fraction	Decimal	Millimeter	Fraction	Decimal	Millimeter	Fraction	Decimal	Millimeter
1/64	.0156	.396	17/64	.2656	6.746	33/64	.5156	13.096	29/64	.7656	19.446
1/32	.0312	.793	9/32	.2812	7.143	17/32	.5312	13.493	25/32	.7812	19.843
3/64	.0468	1.190	19/64	.2968	7.540	35/64	.5468	13.890	51/64	.7968	20.240
1/16	.0625	1.587	5/16	.3125	7.937	9/16	.5625	14.287	13/16	.8125	20.637
5/64	.0781	1.984	21/64	.3281	8.334	37/64	.5781	14.684	53/64	.8281	21.034
3/32	.0937	2.381	11/32	.3437	8.731	19/32	.5937	15.081	27/32	.8437	21.431
7/64	.1093	2.778	23/64	.3593	9.128	39/64	.6093	15.478	55/64	.8593	21.828
1/8	.1250	3.175	3/8	.3750	9.524	5/8	.6250	15.875	7/8	.8750	22.225
9/64	.1406	3.571	25/64	.3096	9.921	41/64	.6406	16.271	57/64	.8906	22.621
5/32	.1562	3.968	13/32	.4062	10.318	21/32	.6562	16.668	29/32	.9062	23.018
11/64	.1718	4.365	27/64	.4218	10.715	43/64	.6718	17.065	59/64	.9218	23.415
3/16	.1875	4.762	7/16	.4375	11.112	11/16	.6875	17.462	15/16	.9375	23.812
13/64	.2018	5.159	29/64	.4531	11.509	45/64	.7031	17.859	61/64	.9531	24.209
7/32	.2187	5.556	15/32	.4387	11.906	23/32	.7187	18.256	31/32	.9687	24.606
15/64	.2343	5.953	31/64	.4843	12.303	47/64	.7343	18.653	63/64	.9843	25.003
1/4	.2500	6.350	1/2	.5000	12.700	3/4	.7500	19.050	1	1.000	25.400

# SPECS, GUIDES, & INFO

Figure 03.47 ASTM & SAE Grade Markings for Steel Bolts & Screws

Grade Marking	Specification	Material	Bolt & Screw Sizes, Inches	Min Yield Strength	Min Tensile Strength
	18-8 18 Chromium 8 Nickel	300 Series Stainless Steel	All Diameters	30,000	70,000
	ASTM-A193/A320 GR B8 CL-1	304 - 304L Stainless Steel Solution Treated	All Diameters	30,000	75,000
	ASTM-A193/A320 GR B8M CL-1	316 - 316L Stainless Steel Solution Treated	All Diameters	30,000	75,000
	ASTM-A193/A320 GR B8MA CL-1A	304 304L Stainless Steel Solution Treated in Finished Condition	All Diameters	30,000	75,000
	ASTM-A193/A320 GR B8MA CL-1A	316 - 316L Stainless Steel Solution Treated in Finished Condition	All Diameter	30,000	75,000
	ASTM-A-193 GR B6	410 Stainless Steel Quenched & Tempered	1/4"	85,000	110,000
	ASTM-A193 GR B8C CL-1	347 Stainless Steel Solution Treated	All Diameters	30,000	75,000
	ASTM-A193 GR B8T CL-1	321 Stainless Steel Solution Treated	All Diameters	30,000	75,000
	ASTM-A193 GR B8R	Nitronic 50 Solution Treated	All Diameters	55,000	100,000
	ASTM-A193 GR B8S	Nitronic 60 Solution Treated	All Diameters	50,000	95,000
	ASTM-F593 Cond. AH	17-4 PH (Type 630) Annealed & Aged Hardened	1/4 - 1-1/2"	105,000	135,000
	ASTM-A307 GR-A	Low or Medium Carbon Steel	1/4" - 4"	-	60,000
	ASTM-A449 J429 GR5	Medium Carbon Steel Quenched & Tempered	1/4 - 1" 1" - 1-1/2" 1-1/2" - 3"	85,000 74,000 55,000	120,000 105,000 90,000
	J429 GR8	Medium Carbon Alloy Steel Quenched & Tempered	1/4" - 1-1/2"	120,000	150,000
	ASTM-A354 GR BC	Alloy Steel Quenched & Tempered	1/4" - 2-1/2" Over 2-1/2" - 4"	109,000 99,000	125,000 115,000

**Figure 03.47** ASTM & SAE Grade Markings for Steel Bolts & Screws *continued*

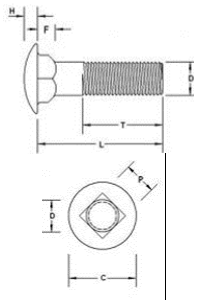
Grade Marking	Specification	Material	Bolt & Screw Sizes, Inches	Min Yield Strength	Min Tensile Strength
	ASTM-A354 GR BD	Alloy Steel Quenched & Tempered	1/4" - 2-1/2" Over 2-1/2" - 4"	130,000 115,000	150,000 140,000
	ASTM-A193 GR B7	Chrom-Moly-Steel Quenched & Tempered	2-1/2" & Under Over 2-1/2" - 4" Over 4" - 7"	105,000 95,000 75,000	125,000 115,000 100,000
	ASTM-A193 GR B16	Chrom-Moly-Vanadium-Steel Quenched & Tempered	2-1/2" & Under Over 2-1/2" - 4" Over 4" - 7"	105,000 95,000 75,000	125,000 115,000 100,000
	ASTM-A325 Type 1	Medium Carbon Steel Quenched & Tempered	1/2" - 1" 1-1/8" - 1-1/2"	85,000 74,000	120,000 105,000
	ASTM-A325 Type 3	Weather-Resistant Steel Quenched & Tempered	1/2" - 1" 1-1/8" - 1-1/2"	85,000 74,000	120,000 105,000
	ASTM-A490	Alloy Steel Quench & Tempered	1/2" - 1-1/2"	120,000	150,000

**Figure 03.48** External Threads - Class 2A

Nom Size & Threads	Series Desig.	Allow	Major Diameter		Pitch Diameter			Nom Size & Threads	Series Desig.	Allow	Major Diameter		Pitch Diameter		
			Max	Min	Max	Min	Tolerance				Max	Min	Max	Min	Tolerance
0-80	UNF	.0005	.0595	.0563	.0514	.0496	.0018	1-8	UNC	.0020	.9980	.9830	.9168	.9100	.0068
1-64	UNC	.0006	.0724	.0686	.0623	.0603	.0020	1-12	UNF	.0018	.9982	.9868	.9441	.9382	.0059
1-72	UNF	.0006	.0724	.0689	.0634	.0615	.0019	1-14	UNS	.0017	.9983	.9880	.9519	.9463	.0056
2-56	UNC	.0006	.0854	.0813	.0738	.0717	.0021	1-1/8-7	UNC	.0022	1.1228	1.1064	1.0300	1.0228	.0072
2-64	UNF	.0006	.0854	.0816	.0753	.0733	.0020	1-1/8-7	UN	.0021	1.1229	1.1079	1.0417	1.0348	.0069
3-48	UNC	.0007	.0938	.0938	.0848	.0825	.0023	1-1/8-12	UNF	.0018	1.1232	1.1118	1.0691	1.0631	.0060
3-56	UNF	.0007	.0938	.0942	.0867	.0845	.0022	1-1/4-7	UNC	.0022	1.2478	1.2314	1.1550	1.1476	.0074
4-40	UNC	.0008	.1112	.1061	.0950	.0925	.0025	1-1/4-8	UN	.0024	1.2479	1.2329	1.1667	1.1597	.0070
4-48	UNF	.0007	.1113	.1068	.0978	.0954	.0024	1-1/4-12	UNF	.0018	1.2482	1.2368	1.1941	1.1879	.0062
5-40	UNC	.0008	.1242	.1191	.1080	.1054	.0026	1-3/8-6	UNC	.0024	1.3726	1.3544	1.2643	1.2563	.0080
5-44	UNF	.0007	.1372	.1195	.1095	.1070	.0025	1-3/8-8	UN	.0022	1.3728	1.3578	1.2916	1.2844	.0072
6-32	UNC	.0008	.1372	.1312	.1169	.1141	.0028	1-3/8-12	UNF	.0019	1.3731	1.3617	1.3190	1.3127	.0063
6-40	UNF	.0008	.1372	.1321	.1210	.1184	.0026	1-1/2-6	UNC	.0024	1.4976	1.4794	1.3893	1.3812	.0081
8-32	UNC	.0009	.1631	.1571	.1428	.1399	.0029	1-1/2-8	UN	.0022	1.4978	1.4828	1.4166	1.4093	.0073
8-36	UNF	.0008	.1632	.1577	.1452	.1424	.0028	1-1/2-12	UNC	.0019	1.4981	1.4837	1.4440	1.4376	.0064
10-24	UNC	.0010	.1890	.1818	.1619	.1586	.0033	1-5/8-8	UN	.0022	1.6228	1.6078	1.5416	1.5342	.0074
10-32	UNF	.0009	.1891	.1831	.1688	.1658	.0030	1-3/4-5	UNC	.0027	1.7473	1.7268	1.6174	1.6085	.0089
12-24	UNC	.0010	.2150	.2078	.1879	.1845	.0034	1-3/4-8	UN	.0023	1.7477	1.7327	1.6665	1.6590	.0075
12-28	UNF	.0010	.2150	.2085	.1918	.1886	.0032	1-7/8-8	UN	.0023	1.8727	1.8577	1.7915	1.7838	.0077
1/4-20	UNC	.0011	.2489	.2048	.2164	.2127	.0037	2-4/-1/2	UNC	.0029	1.9971	1.9751	1.8528	1.8433	.0095
1/4-28	UNF	.0010	.2490	.2425	.2258	.2225	.0033	2-8	UN	.0023	1.9977	1.9827	1.9165	1.907	.0078
5/16-18	UNC	.0012	.3113	.3026	.2752	.2712	.0040	2-1/4-	UNC	.0029	2.2471	2.2251	2.1028	2.0931	.0097
5/16-24	UNF	.0011	.3114	.3042	.2843	.2806	.0037	4-5	UN	.0024	2.2476	2.2326	2.1664	2.1584	.0080
3/8-16	UNC	.0013	.3737	.3643	.3331	.3287	.0044	2-1/4-8	UNC	.0031	2.4969	2.4731	2.3345	2.3241	.0104
3/8-24	UNF	.0011	.3739	.3667	.3468	.3430	.0038	2-1/2-4	UN	.0024	2.4976	2.4826	2.4164	2.4082	.0082
7/16-14	UNC	.0014	.4361	.4258	.3897	.3850	.0047	2-1/2-8	UNC	.0032	2.7468	2.7230	2.5844	2.5379	.0105
7/16-20	UNF	.0013	.4362	.4281	.4037	.3995	.0042	2-3/4-4	UN	.0025	2.7475	2.7325	2.6663	2.6580	.0083
1/2-13	UNC	.0015	.4985	.4876	.4485	.4435	.0050	2-3/4-8	UNC	.0032	2.9968	2.9730	2.8344	2.8237	.0107
1/2-20	UNF	.0013	.4987	.4906	.4662	.4619	.0043	3-4	UN	.0026	2.9974	2.9824	2.9162	2.9077	.0085
9/16-12	UNC	.0016	.5609	.5495	.5068	.5016	.0052	3-8	UNC	.0033	3.2467	3.2229	3.0843	3.0734	.0109
9/16-18	UNF	.0014	.5611	.5524	.5250	.5205	.0045	3-1/4-4	UN	.0026	3.2474	3.2324	3.1662	3.1575	.0087
5/8-11	UNC	.0016	.6234	.6113	.5644	.5589	.0055	3-1/4-8	UNC	.0033	3.4967	3.4729	3.3343	3.3233	.0110
5/8-18	UNF	.0014	.6236	.6149	.5875	.5828	.0047	3-1/2-4	UN	.0026	3.4974	3.4824	3.4162	3.4074	.0088
3/4-10	UNC	.0018	.7482	.7353	.6832	.6773	.0059	3-1/2-8	UNC	.0034	3.7466	3.7228	3.5842	3.5730	.0112
3/4-16	UNF	.0015	.7485	.7391	.7079	.7029	.0050	3-3/4-4	UN	.0027	3.7473	3.7323	3.6661	3.6571	.0090
7/8-9	UNF	.0019	.8731	.8592	.8009	.7946	.0063	3-3/4-8	UNC	.0034	3.9966	3.9728	3.8342	3.8229	.0113
7/8-14	UNF	.0016	.8834	.8631	.8270	.8216	.0054	4-4	UN	.0027	3.9973	3.9823	3.9161	3.9070	.0091
								4-8	UN	.0027					

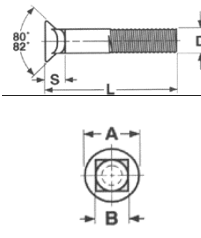
# SPECS, GUIDES, & INFO

Figure 04.01 Carriage Bolts



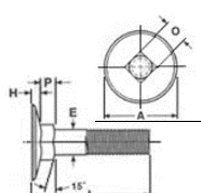
Basic Bolt Diameter		D		C		H		P		F	
		Body Diameter		Head Diameter		Head Height		Square Width		Square Depth	
		Max	Min	Max	Min	Max	Min	Max	Min	Max	Min
10	.1900	.199	.182	.114	.094	.114	.094	.199	.185	.125	.094
1/4	.2500	.260	.237	.145	.125	.145	.125	.260	.245	.156	.125
5/16	.3125	.324	.298	.176	.156	.176	.156	.324	.307	.187	.156
3/8	.3750	.388	.360	.208	.188	.208	.188	.388	.368	.219	.188
7/16	.4375	.452	.421	.239	.219	.239	.219	.452	.431	.250	.219
1/2	.5000	.515	.483	.270	.250	.270	.250	.55	.492	.281	.250
5/8	.6250	.642	.605	.344	.313	.344	.313	.642	.616	.344	.313
3/4	.7500	.768	.729	.406	.375	.406	.375	.768	.741	.406	.375

Figure 04.02 No. 3 Head Plow Bolts



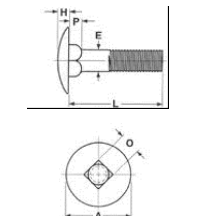
Nominal Diameter of Bolt	D		A			L	S		B	
	Diameter of Head		Feed Thickness			Depth of Square & Head		Width of Square		
	Max	Min Sharp	Abs Min w/ Flat		Max	Max	Min	Max	Min (Basic)	
3/8	.708	.671	.656		.031	.312	.281	.387	.375	
7/16	.826	.781	.766		.036	.364	.328	.450	.438	
1/2	.945	.890	.875		.042	.417	.375	.515	.500	
5/8	1.147	1.094	1.063		.050	.506	.456	.640	.625	
3/4	1.303	1.250	1.219		.050	.541	.491	.765	.750	

Figure 04.03 Elevator Bolts



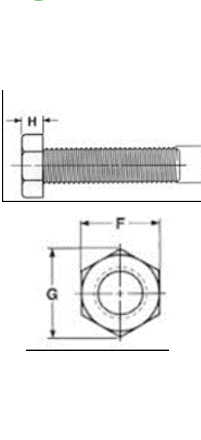
Nominal Size or Basic Bolt Diameter	E		A				H		O		P	
	Body Dia		Head Diameter				Head Height		Square Width		Square Depth	
	Max	Min	Max Edge Sharp	Min Edge Sharp	Min Edge Flat	Max	Min	Max	Min	Max	Min	
1/4	.2500	.260	.237	1.008	.969	.938	.260	.237	.280	.245	.219	.188
5/16	.3125	.324	.298	1.227	1.188	1.157	.324	.298	.342	.307	.250	.219
3/8	.3750	.388	.360	1.352	1.312	1.272	.388	.360	.405	.368	.250	.219

Figure 04.04 Step Bolts



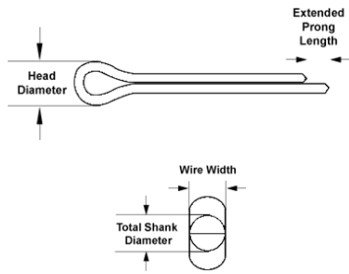
Nominal Size or Basic Bolt Diameter	E		A		H		O		P		
	Body Diameter		Head Diameter		Head Height		Square Width		Square Depth		
	Max	Min	Max	Min	Max	Min	Max	Min	Max	Min	
10	.1900	.199	.182	.656	.625	.114	.094	.199	.185	.125	.094
1/4	.2500	.260	.237	.844	.813	.145	.125	.260	.245	.156	.125
5/16	.3125	.324	.298	1.031	1.000	.176	.156	.324	.307	.187	.156
3/8	.3750	.388	.360	1.219	1.888	.208	.188	.388	.368	.219	.188

Figure 04.05 Tap Bolts



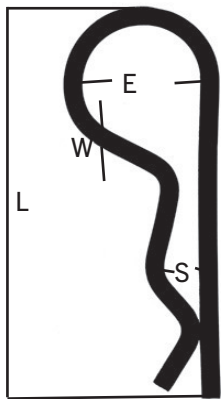
Nominal or Basic Product Diameter	E		F			G		H			
	Body Diameter		Width Across Flats			Width Across Corners		Head Height			
	Max	Min	Basic	Max	Min	Max	Min	Basic	Max	Min	
1/4	.2500	.2500	.2450	7/16	.438	.428	.505	.488	5/32	.163	.150
5/16	.3125	.3125	.3065	1/2	.500	.489	.577	.557	13/64	.211	.195
3/8	.3750	.3750	.3690	9/16	.562	.551	.650	.628	15/64	.243	.226
7/16	.4375	.4375	.4305	5/8	.625	.612	.722	.698	9/32	.291	.272
1/2	.5000	.5000	.4930	3/4	.750	.736	.866	.840	5/16	.323	.302
9/16	.5625	.5625	.5545	13/16	.812	.798	.938	.910	23/64	.371	.348
5/8	.6250	.6250	.6170	15/16	.938	.922	1.038	1.051	25/64	.403	.378
3/4	.7500	.7500	.7410	1-1/8	1.125	1.100	1.299	1.254	15/32	.483	.455
7/8	.8750	.8750	.8660	1-5/16	1.312	1.285	1.516	1.465	35/64	.563	.531
1	1.000	1.000	.9900	1-1/2	1.500	1.469	1.732	1.675	39/64	.627	.591
1-1/8	1.125	1.125	1.114	1-11/16	1.688	1.631	1.949	1.859	11/16	.718	.658
1-1/4	1.250	1.250	1.239	1-7/8	1.875	1.812	2.165	2.066	25/32	.813	.749
1-3/8	1.375	1.375	1.363	2-1/6	2.062	1.994	2.382	2.273	27/32	.878	.810
1-1/2	1.500	1.500	1.488	2-1/4	2.250	2.175	2.598	2.480	15/16	.974	.902

**Figure 05.01** Cotter Pins



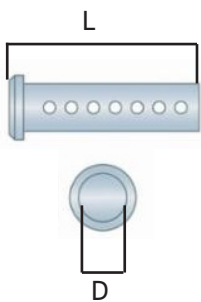
Nominal Size or Basic Pin Diameter		T		W		B Head Diameter Min	A Extended Prong Length Min	Recommend Hole Size
		Total Shank Diameter		Wire Width				
		Max	Min	Max	Min			
1/32	.031	.032	.028	.032	.022	.06	.01	.047
3/64	.047	.048	.044	.048	.035	.09	.02	.062
1/16	.062	.060	.056	.060	.044	.12	.03	.078
5/64	.078	.076	.072	.076	.057	.16	.04	.094
3/32	.094	.090	.086	.090	.069	.19	.04	.109
7/64	.109	.104	.100	.104	.080	.22	.05	.125
1/8	.125	.120	.116	.120	.093	.25	.06	.141
9/64	.141	.134	.130	.134	.104	.28	.06	.156
5/32	.156	.150	.146	.150	.116	.31	.07	.172
3/16	.188	.176	.172	.176	.137	.38	.09	.203
7/32	.219	.207	.202	.207	.161	.44	.10	.234
1/4	.250	.225	.220	.225	.176	.50	.11	.266
5/16	.312	.280	.275	.280	.220	.62	.14	.312
3/8	.375	.335	.329	.335	.263	.75	.16	.375
7/16	.438	.406	.400	.406	.320	.88	.20	.438
1/2	.500	.473	.467	.473	.373	1.00	.23	.500
5/8	.625	.598	.590	.598	.472	1.25	.30	.625
3/4	.750	.723	.715	.723	.572	1.50	.36	.750

**Figure 05.02** Hitch Pin Cotter (Hairpins)



WW Clip #	W Wire Dia	Drill Hole Size	S Shaft Diameter		L Overall Length	E Inside Dia of Eye	WW Clip #	W Wire Dia	Drill Hole Size	S Shaft Diameter		L Overall Length	E Inside Dia of Eye
			Min	Max						Min	Max		
			231	.028	1/32	1/8				5/32	.600	.093	215
226	.032	.040	7/64	9/64	7/16	.078	216	.125	9/64	1/2	3/4	1-15/16	7/16
232	.042	.047	1/16	1/8	7/16	.080	211	.125	9/64	7/16	3/4	2-9/16	9/16
223	.042	3/64	3/16	1/4	1	1/4	227	.125	9/64	5/8	7/8	2-1/2	5/8
221	.047	1/16	1/8	3/16	19/32	1/8	238	.125	9/64	3/4	1-1/8	2-7/8	5/8
224	.047	1/16	1/4	3/8	1-9/16	5/16	202	.125	9/64	3/4	1-1/8	3-1/8	1
236	.054	1/16	3/16	1/4	3/4	1/8	201	.148	5/32	1/2x5/8	5/8x1	3	1/2
237	.054	1/16	1/4	3/8	7/8	9/64	209	.148	5/32	3/4	1-1/8	3-5/16	3/4
222	.062	5/64	1/4	1/2	1-5/16	5/16	210	.148	5/32	5/8	1	2-15/16	3/8
218	.062	5/64	3/8	1/2	1-9/5	3/8	205	.162	3/16	7/8	1-1/16	2-3/16	7/8
225	.072	5/64	5/16	3/8	1-3/32	9/64	204	.162	3/16	1/2x3/4	5/8x1	3	5/8
239	.072	5/64	3/8	1/2	1-7/8	5/8	212	.162	3/16	1/2x1	7/8x1	3-7/16	7/8
213	.080	3/32	1/4	3/8	1-3/16	3-3/4	229	.177	3/16	3/4	1-1/16	3-1/2	15/16
217	.080	3/32	3/8	1/2	1-9/16	5	206	.177	3/16	5/8	1	3-1/4	15/16
203	.093	7/64	1/4	1/2	1-5/8	7	208	.177	3/16	7/8	1-1/4	3-3/4	15/16
207	.093	7/64	3/8	5/8	2-5/16	10	219	.243	17/64	3/4	1	4	15/16
228	.093	7/64	5/16	1/2	2	9	235	.243	17/64	1-1/4	1-1/2	5-1/8	1-1/2
214	.093	7/64	1/2	3/4	2-1/2	10-1/2	234	.250	17/64	3/4	1	3-1/4	3/4
233	.093	7/64	1/4	1/2	1-1/8	4-5/8	220	.310	21/64	7/8	1	4-1/16	7/8
230	.105	1/8	5/16	3/8	1-1/4	6							

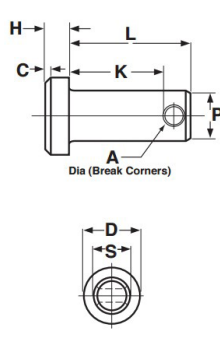
**Figure 05.03** Universal (Adjustable) Clevis Pins



# of Holes	D		Shank Dia		Hole Dia With 1/4" Spacing	# of Holes	D		Shank Dia		Hole Dia With 1/4" Spacing			
	Nom Dia	Overall Length	Min	Max			Nom Dia	Overall Length	Min	Max				
5	3/16	1-1/2	.181	.186	3/32	6	7/16	2	.431	.436	5/32			
5		2				7		2-1/2				7	3	
3	1/4	1	.243	.248	7/64	7		4				.491	.496	5/32
5		2				6		2						
6		2-1/2				7	4	1/2	7	4				
7		3				7	2							
3	5/16	1	.306	.311	7/64	7	9/16	4	.553	.558	5/32			
4		1-1/2				7	2	5/8				7	3	
6		2				7	3					7	4	
7		2-1/2				7	2							
4	3/8	1-1/2	.368	.373	9/64	7	3/4	3/4	.746	.749	5/32			
6		2				7	2							
7		2-1/2				7	3							
7		3				7	4							

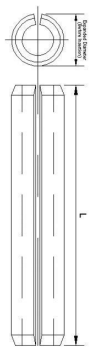
# SPECS, GUIDES, & INFO

Figure 05.04 Clevis Pins



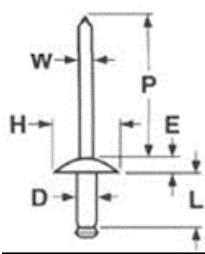
Nom Size	S		D		H		C	A		P		L	K	Recomm. Cotter Pin Nom Size
	Shank Dia		Head Dia		Head Height		Head Chamfer	Hole Dia		Point Dia		Pin Length	Head to Edge of Hole Ref	
	Max	Min	Max	Min	Max	Min	±0.01	Max	Min	Max	Min	Basic	Min	
3/16	.186	.181	.32	.30	.07	.05	.02	.088	.073	.15	.14	.58	.440	1/16
1/4	.248	.243	.38	.36	.10	.08	.03	.088	.073	.21	.20	.77	.628	1/16
5/16	.311	.306	.44	.42	.10	.08	.03	.119	.104	.26	.25	.94	.752	3/32
3/8	.373	.368	.51	.49	.13	.11	.03	.119	.104	.33	.32	1.06	.878	3/32
7/16	.436	.431	.57	.55	.16	.14	.04	.119	.104	.39	.38	1.19	1.002	3/32
1/2	.496	.491	.63	.61	.16	.14	.04	.151	.136	.44	.43	1.36	1.127	1/8
5/8	.621	.516	.82	.80	.21	.19	.06	.151	.136	.56	.55	1.61	1.377	1/8
3/4	.746	.741	.94	.92	.26	.24	.07	.182	.167	.68	.67	.191	1.628	5/32
7/8	.871	.866	1.04	1.02	.32	.30	.09	.182	.167	.80	.79	2.16	1.878	5/32
1	.996	.991	1.19	1.17	.35	.33	.10	.182	.167	.93	.92	2.41	2.128	5/32

Figure 05.05 Spring Tension Pins



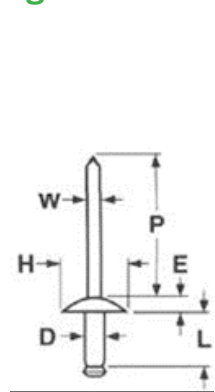
Part #	Pin Dia		Chamfer Dia	Chamfer Length		Stock Thickness	Recommended Hole Size	
	Max	Min	Max	Max	Min	Basic	Max	Min
STP1/16	.069	.066	.059	.028	.007	.012	.065	.062
STP5/64	.086	.083	.075	.032	.008	.018	.081	.078
STP3/32	.103	.099	.091	.038	.008	.022	.097	.094
STP1/8	.135	.131	.122	.044	.008	.028	.129	.125
STP5/32	.167	.162	.151	.048	.010	.032	.160	.156
STP3/16	.199	.194	.182	.055	.011	.040	.192	.187
STP7/32	.232	.226	.214	.065	.011	.048	.224	.219
STP1/4	.264	.258	.245	.065	.012	.048	.256	.250
STP5/16	.330	.321	.306	.080	.014	.062	.318	.312
STP3/8	.395	.385	.368	.095	.016	.077	.382	.375
STP7/16	.459	.448	.430	.095	.017	.077	.445	.437
STP1/2	.524	.513	.485	.110	.025	.094	.510	.500

Figure 06.01 Dome Head and Large Flange Head Blind Rivet Specifications



Rivet #	Nom Rivet Dia	D		W	P	Drill Size	H		E	H		E	Recomm. Hole Size	
		Body Dia		Mandrel Dia	Protrusion		Dome		Large Flange					
		Max	Min	Nom	Min		Head Dia	Head Hgt.	Head Dia	Head Hgt.				
		Max	Min	Max	Min		Max	Min	Max	Min				
3	3/32	.096	.090	.057	1.00	#41	.198	.178	.032	.293	.269	.040	.100	.097
4	1/8	.128	.122	.076	1.00	#30	.262	.238	.040	.390	.360	.085	.133	.129
5	5/32	.159	.153	.095	1.06	#20	.328	.296	.050	.488	.448	.075	.164	.160
6	3/16	.191	.183	.144	1.06	#11	.394	.356	.060	.650	.600	.092	.196	.192
8	1/4	.255	.246	.151	1.25	F	.525	.472	.080	.780	.720	.107	.261	.257

Figure 06.02 Blind Rivet Application Data



Rivet #	Grip Range	L			Rivet #	Grip Range	L				
		Barrel Length	ADA	ADS			SDS	Barrel Length	ADA	ADS	SDS
31	.020-.062	.187	-	1.15	-	62	.020-.125	.325	2.54	5.93	7.40
32	.020-.125	.250	-	1.17	-	64	.188-.250	.450	2.73	6.15	8.00
33	.087-.187	.312	-	1.20	-	64L	.188-.250	.450	3.74	6.93	-
34	.126-.250	.375	-	1.22	-	66	.251-.375	.575	2.89	6.77	9.18
41	.020-.062	.212	.88	2.19	2.50	66L	.251-.375	.575	3.92	7.54	-
42	.063-.125	.275	.90	2.22	2.70	68	.376-.500	.700	3.16	6.95	9.65
43	.126-.187	.337	.94	2.27	2.76	68L	.376-.500	.700	4.17	7.79	-
44	.188-.250	.40	1.03	2.37	2.93	610	.510-.625	.825	3.59	7.71	10.72
44L	.188-.250	.400	-	2.53	-	610L	.510-.625	.825	4.50	8.61	-
45	.251-.312	.462	1.10	2.49	3.24	612	.626-.750	.950	3.72	7.95	-
46	.313-.375	.525	1.15	2.53	3.30	614	.751-.875	1.075	4.10	9.81	-
48	.376-.500	.650	1.21	2.68	4.89	616	.876-1.000	1.200	4.22	10.05	-
52	.020-.125	.300	1.64	3.91	5.06	618	1.001-1.125	1.325	4.28	10.16	-
53	.125-.187	.362	1.67	3.97	5.19	620	1.126-1.250	1.450	4.35	10.32	-
54	.188-.250	.425	1.72	4.00	5.60	622	1.251-1.375	1.575	4.42	11.10	-
56	.251-.375	.550	1.92	4.26	6.14	84	.126-.250	.500	-	13.40	-
58	.376-.500	.675	2.10	4.65	-	86	.251-.375	.625	-	13.72	-
510	.501-.625	.800	2.22	4.93	-	88	.376-.500	.750	-	14.10	-
512	.626-.750	.925	2.44	5.22	-	810	.501-.625	.875	-	15.95	-
516	.876-1.000	1.175	-	5.70	-						

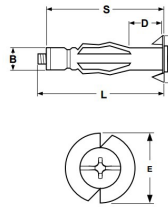


**Figure 07.01** Plastic Anchors



#	Screw Size	Anchor Length	Drill Size	#	Screw Size	Anchor Length	Drill Size	#	Screw Size	Anchor Length	Drill Size
08PA	6-8	15/16	3/16	12PA	10-12	1-1/8	1/4	16PA	14-16	1-7/16	5/16

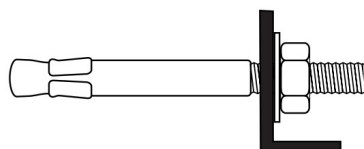
**Figure 07.02** Hollow Wall Anchors



B Dia	Screw Size	Hole Size	E		D	S	Grip Range		Plywood Performance			Drywall Performance		
Anchor Size	Diameter x L		Collar Dia	Sleeve Length	OA Shell Length	Max	Min	Material Thick (in)	Pullout lbs	Shear lbs	Material Thick (in)	Pullout lbs	Shear lbs	
1/8 X-Short	6-32 x 1"	5/16	1/2	3/16	25/32	1/4	1/16	1/8	110	100	-	-	-	
1/8 Short	6-32 x 1-1/2"	5/16	1/2	3/8	1-1/4	1/2	1/8	1/4	65	350	1/4	25	190	
1/8 Long	6-32 x 2"	5/16	1/2	3/4	1-11/16	7/8	5/8	5/8	430	450	5/8	130	205	
1/8 X-Long	6-32 x 2-1/2"	5/16	1/2	1-3/8	2-1/4	1-1/2	1-1/4	1-1/4	500	450	1-1/4	260	320	
3/16 Short	10-24 x 2-1/4"	3/8	5/8	3/8	2-1/16	5/8	1/8	1/4	65	550	1/4	25	230	
3/16 Long	10-24 x 2-3/4"	3/8	5/8	7/8	2-9/16	1-3/16	5/8	5/8	500	640	5/8	135	305	
3/16 X-Long	10-24 x 3-1/2"	3/8	5/8	1-1/2	3-3/16	1-3/4	1-1/4	1-1/4	660	765	1-1/4	300	490	
1/4 Short	1/4-20 x 2-1/4"	1/2	11/16	3/8	2-1/16	5/8	1/8	1/4	65	600	1/4	25	240	
1/4 Long	1/4-20 x 2-3/4"	1/2	11/16	7/8	2-9/16	1-3/16	5/8	5/8	560	900	5/8	155	330	
1/4 X-Long	1/4-20 x 3-1/2"	1/2	11/16	1-1/2	3-3/16	1-3/4	1-1/4	1-1/4	765	1220	1-1/4	200	575	

**Figure 07.03** Wedge Anchors

W x L Anchor Size	Min Embed	Fastens Material Up to	Thread Length	Average Ultimate Tensile and Shear Value		W x L Anchor Size	Min Embed	Fastens Material Up To	Thread Length	Average Ultimate Tensile and Shear Value	
				4000psi Concrete Tensile	2000psi Concrete Tensile					4000psi Concrete Tensile	2000psi Concrete Tensile
1/4-20 x 1-3/4 1/4-20 x 2-1/4 1/4-20 x 3-1/4	1	3/8 7/8 1-7/8	3/4 1-1/4 2	1500	900	5/8-11 x 3-1/2 5/8-11 x 4-1/2 5/8-11 x 5 5/8-11 x 6 5/8-11 x 7 5/8-11 x 8-1/2	2-1/2	3/8 1-3/8 1-7/8 2-7/8 3-7/8 5-3/8	1-7/8 2-7/8 3-3/8 4-3/8 5-3/8 5-5/8	6500	9400
5/16-18 x 2-3/4 5/16-18 x 4	1-1/4	1-1/8 2-3/8	1-3/4 1	1900	2700	3/4-10 x 4-1/4 3/4-10 x 4-3/4 3/4-10 x 5-1/2 3/4-10 x 6-1/4 3/4-10 x 7 3/4-10 x 8-1/2 3/4-10 x 9	3	1/2 1 1-3/4 2-1/4 3-1/4 4-3/4 6-14	2-1/4 2-3/4 3-1/2 4-1/4 5 1-3/4 1-3/4	7200	14800
3/8-16 x 2-1/4 3/8-16 x 2-3/4 3/8-16 x 3 3/8-16 x 3-1/2 3/8-16 x 3-3/4 3/8-16 x 5 3/8-16 x 6-1/2 3/8-16 x 7	1-1/2	3/8 7/8 1-1/8 1-5/8 1-7/8 3-1/8 4-5/8 4-3/4	1 1-1/2 1-3/4 2-1/4 2-1/2 3-3/4 5-1/4 5-3/4	3600	4100	7/8-9 x 6 7/8-9 x 8 7/8-9 x 10	3-1/2	1-5/8 3-5/8 5-5/8	2 2 2	12800	21500
1/2-13 x 2-3/4 1/2-13 x 3-3/4 1/2-13 x 4-1/4 1/2-13 x 4-1/2 1/2-13 x 5-1/2 1/2-13 x 7 1/2-13 x 8-1/2 1/2-13 x 10	2	1/4 1/4 1-3/4 1-3/4 3 4-1/2 6 7-1/2	1-1/4 2-1/4 3 3 4 5-1/2 7 2-1/2	4800	6400	1-8 x 6 1-8 x 8 1-8 x 12  1-1/4-7 x 9 1-1/2-7 x 12	4  5-5/8	1 4 7  2-1/8 5-1/8	2-3/8 2-3/8 2-3/8  3-1/4 3-1/4	13700 27300  27320	27300 38035



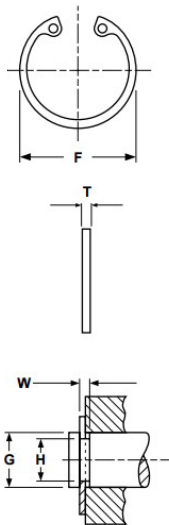
# SPECS, GUIDES, & INFO

Figure 08.01 Retaining Rings Type SH



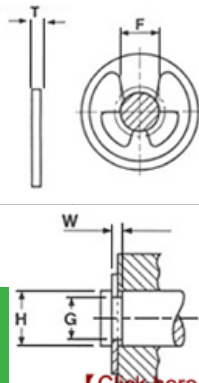
Ring Number	H	G	W	F	T	Ring Number	H	G	W	F	T
	Shaft	Groove Dia	Groove Width	Free Dia	Thick		Shaft	Groove Dia	Groove Width	Free Dia	Thick
SH-25	.250	.230	.029	.225	.025	SH-137	1.375	1.291	.056	1.272	.050
SH-28	.281	.261	.029	.256	.025	SH-143	1.438	1.350	.056	1.333	.050
SH-31	.312	.290	.029	.281	.025	SH-150	1.500	1.406	.056	1.387	.050
SH-34	.344	.321	.029	.309	.025	SH-156	1.562	1.468	.068	1.446	.062
SH-37	.375	.352	.029	.338	.025	SH-162	1.625	1.529	.068	1.503	.062
SH-40	.406	.382	.029	.366	.025	SH-168	1.688	1.589	.068	1.560	.062
SH-43	.438	.412	.029	.395	.025	SH-175	1.750	1.650	.068	1.618	.062
SH-50	.500	.468	.039	.461	.035	SH-181	1.812	1.708	.068	1.675	.062
SH-56	.562	.530	.039	.521	.035	SH-187	1.875	1.769	.068	1.735	.062
SH-59	.594	.559	.039	.550	.035	SH-200	2.000	1.886	.068	1.850	.062
SH-62	.625	.588	.039	.579	.035	SH-206	2.062	1.946	.086	1.906	.078
SH-68	.688	.646	.046	.635	.042	SH-212	2.125	2.003	.086	1.964	.078
SH-75	.750	.704	.046	.693	.042	SH-225	2.250	2.120	.086	2.081	.078
SH-81	.812	.762	.046	.751	.042	SH-231	2.312	2.178	.086	2.139	.078
SH-87	.875	.821	.046	.810	.042	SH-237	2.375	2.239	.086	2.197	.078
SH-93	.938	.882	.046	.867	.042	SH-243	2.438	2.299	.086	2.255	.078
SH-100	1.000	.940	.046	.925	.042	SH-250	2.500	2.360	.086	2.313	.078
SH-106	1.062	.998	.056	.982	.050	SH-262	2.625	2.481	.086	2.428	.078
SH-112	1.125	1.059	.056	1.041	.050	SH-268	2.688	2.541	.086	2.485	.078
SH-118	1.188	1.118	.056	1.098	.050	SH-275	2.750	2.602	.103	2.543	.093
SH-125	1.250	1.176	.056	1.156	.050	SH-287	2.875	2.721	.103	2.659	.093
SH-131	1.312	1.232	.056	1.214	.050	SH-300	3.000	2.838	.103	2.775	.093

Figure 08.02 Retaining Rings Type HO



Ring Number	H	G	W	F	T	Ring Number	H	G	W	F	T
	Shaft	Groove Dia	Groove Width	Free Dia	Thick		Shaft	Groove Dia	Groove Width	Free Dia	Thick
HO-25	.250	.268	.020	.280	.015	HO-162	1.625	1.725	.068	1.804	.062
HO-31	.312	.330	.020	.346	.015	HO-168	1.688	1.792	.068	1.874	.062
HO-37	.375	.397	.029	.415	.025	HO-175	1.750	1.858	.068	1.942	.062
HO-43	.438	.461	.029	.482	.025	HO-181	1.812	1.922	.068	2.012	.062
HO-50	.500	.530	.039	.548	.035	HO-187	1.875	1.989	.068	2.072	.062
HO-56	.562	.596	.039	.620	.035	HO-193	1.938	2.056	.068	2.141	.062
HO-62	.625	.665	.039	.694	.035	HO-200	2.000	2.122	.068	2.210	.062
HO-68	.688	.732	.039	.763	.035	HO-206	2.062	2.186	.086	2.280	.078
HO-75	.750	.796	.039	.831	.035	HO-212	2.125	2.251	.086	2.350	.078
HO-81	.812	.796	.039	.901	.035	HO-218	2.188	2.318	.086	2.415	.078
HO-87	.875	.862	.046	.971	.042	HO-225	2.250	2.382	.086	2.490	.078
HO-93	.938	.931	.046	1.041	.042	HO-231	2.312	2.450	.086	2.560	.078
HO-100	1.000	1.000	.046	1.111	.042	HO-237	2.375	2.517	.086	2.630	.078
HO-106	1.062	1.066	.046	1.180	.042	HO-244	2.440	2.584	.086	2.702	.078
HO-112	1.125	1.197	.056	1.249	.050	HO-250	2.500	2.648	.086	2.775	.078
HO-118	1.181	1.255	.056	1.319	.050	HO-256	2.562	2.714	.103	2.844	.093
HO-125	1.250	1.330	.056	1.388	.050	HO-262	2.625	2.781	.103	2.910	.093
HO-131	1.312	1.396	.056	1.456	.050	HO-268	2.688	2.848	.103	2.980	.093
HO-137	1.375	1.461	.056	1.526	.050	HO-275	2.750	2.914	.103	3.050	.093
HO-143	1.438	1.528	.056	1.596	.050	HO-281	2.812	2.980	.103	3.121	.093
HO-150	1.500	1.594	.056	1.660	.050	HO-287	2.875	3.051	.103	3.191	.093
HO-156	1.562	1.658	.068	1.734	.062	HO-300	3.000	3.182	.103	3.325	.093

Figure 08.03 Retaining Rings Type E



Ring Number	H	G	W	F	T	Ring Number	H	G	W	F	T
	Shaft	Groove Dia	Groove Width	Free Dia	Thick		Shaft	Groove Dia	Groove Width	Free Dia	Thick
E-6	.062	.052	.012	.051	.010	SE-31	.312	.250	.029	.243	.025
E-9	.094	.074	.020	.073	.015	E-37	.375	.303	.039	.300	.035
E-12	.125	.095	.020	.094	.015	E-43	.438	.343	.039	.337	.035
SE-14	.140	.102	.020	.100	.015	E-50	.500	.396	.046	.392	.042
E-15	.156	.116	.029	.114	.025	E-62	.625	.485	.046	.480	.042
SE-17	.172	.127	.029	.125	.025	SE-74	.750	.625	.056	.616	.050
E-18	.188	.147	.029	.145	.025	E-87	.875	.675	.056	.668	.050
SE-21	.219	.188	.029	.185	.025	SE-98	.984	.835	.056	.822	.050
E-25	.250	.210	.029	.207	.025	SE-118	1.188	1.079	.068	1.066	.062

## Figure 09.01 Bolt Diameter and Wrench Sizes

Bolt Diameter	Wrench Size	Bolt Diameter	Wrench Size	Bolt Diameter	Wrench Size	Bolt Diameter	Wrench Size	Bolt Diameter	Wrench Size
1/4	7/16	1/2	3/4	7/8	1-5/16	1-3/8	2-1/16	2-1/4	3-1/4
5/16	1/2	9/16	13/16	1	1-1/2	1-1/2	2-1/4	2-1/2	3-3/4
3/8	9/16	5/8	15/16	1-1/8	1-11/16	1-3/4	2-5/8	2-3/4	4-1/8
7/16	5/8	3/4	1-1/8	1-1/4	1-7/8	2	3	3	4-1/2

## Figure 09.02 Stainless Steel Cap Screw Torques

Size	316 in-lbs	18-8 in-lbs	Size	316 in-lbs	18-8 in-lbs	Size	316 in-lbs	18-8 in-lbs	Size	316 in-lbs	18-8 in-lbs
6-32	10.1	9.6	1/4-28	99.0	94.0	1/2-13	542.0	517.0	3/4-10	1582.0	1530.0
6-40	12.7	12.1	5/16-18	138.0	132.0	1/2-20	565.0	541.0	3/4-16	1558.0	1490.0
8-32	20.7	19.8	5/16-24	147.0	142.0	9/16-12	713.0	682.0	7/8-9	2430.0	2328.0
8-36	23.0	22.0	3/8-16	247.0	236.0	9/16-18	787.0	752.0	7/8-14	2420.0	2318.0
10-24	23.8	22.8	3/8-24	271.0	259.0	5/8-11	1160.0	1110.0	1-8	3595.0	3440.0
10-32	33.1	31.7	7/16-14	393.0	376.0	5/8-18	1301.0	1244.0	1-14	3250.0	3110.0
1/4-20	78.8	75.2	7/16-20	418.0	400.0						

## Figure 09.03 Grade 5 and Grade 8 SAE Torque

Torques for Grade 5 and Grade 8 were calculated based on the following relationship:  $T=RDP$  where: T= Torque (ft.lbs);

D= Nominal Diameter (in); P= Clamp Load (lbs); R= Tightening, Coefficient.

The value of R is assumed to be equal to 0.20 for dry, unplaited conditions and equal to 0.15 for lubricated, including plated, conditions.

Actual values of R can vary between 0.05 and 0.35 for commonly encountered conditions.

Strength Grade	Applicable Sizes	Proof Load Stress (PSI)	Yield Strength Min Stress (PSI)	Tensile Stress Min (PSI)
SAE Grade 5	1/4" to 1" Dia	85,000	92,000	120,000
SAE Grade 5	>1" to 1-1/2" Dia	74,000	81,000	105,000
SAE Grade 8	1/4" to 1" Dia	120,000	130,000	150,000

## Figure 09.04 Grades B, C, and G Fasteners Torque

Clamp loads for Grade B lock nuts equal 75% of the bolt proof loads specified for SAE J-429 Grade 5 and ASTM A-449 bolts. Clamp loads for Grade C locknuts equal 75% of the bolt proof loads specified for SAE J-429 Grade 8 and ASTM A-354 Grade BD bolts. IFI-100 does not govern lock nuts above 1". The values shown in the chart are to be used as a mid range guideline. **\*Please note torques for 1/4" and 5/16" sizes are in inch lbs. All other torque values are in foot lbs.**

Size Threads per Inch	Grade B			Grade C			Grade G		
	Clamp Load	Assembly Torque		Clamp Load	Assembly Torque		Clamp Load	Assembly Torque	
	(lbs)	Max	Min	(lbs)	Max	Min	(lbs)	Max	Min
1/4-20	2000	85*	60*	2850	125*	85*	2850	150*	100*
1/4-28	2300	90*	65*	3250	125*	85*	3250	160*	105*
5/16-18	3350	150*	110*	4700	190*	130*	4700	240*	155*
5/16-24	3700	160*	120*	5200	200*	140*	5200	230*	155*
3/8-16	4950	20	14.5	6950	28	20	6950	32	21
3/8-24	5600	22	16	7900	29	21	7900	33	22
7/16-14	6800	32	23	9600	43	31	9600	51	34
7/16-20	7550	34	24	10700	43	31	10700	60	40
1/2-13	9050	50	37	12800	62.5	45	12800	85	55
1/2-20	10200	52.5	37.5	14440	70	50	14440	89	59
9/16-12	11600	70	50	16400	95	70	16400	120	80
9/16-18	13000	77.5	57.5	18300	95	70	18300	132	88
5/8-11	14500	95	70	20300	122.5	90	20300	143	95
5/8-18	16300	97.5	72.5	23000	125	90	23000	175	115
3/4-10	21300	165	125	30100	210	155	30100	240	160
3/4-16	23800	165	120	33600	210	155	33600	270	170
7/8-9	29500	250	185	41600	312.5	225	41600	360	260
7/8-14	32400	270	200	45800	312.5	225	45800	402	247
1-8	38700	375	275	54600	462.5	360	54600	530	410
1-12	42300	395	290	59750	490	360	59750	-	-
1-14	43000	400	300	61100	500	362.5	61100	645	398
1-1/8-7	42100	404	294	69000	585	454	59000	-	-
1-1/8-12	47500	437	327	76800	622	453	76800	-	-
1-1/4-7	53500	513	375	87000	736	573	87000	-	-
1-1/4-12	59700	549	412	96600	782	570	96600	-	-
1-3/8-6	63800	612	445	104000	880	685	104000	-	-
1-3/8-12	72900	670	503	118000	955	696	118000	-	-
1-1/2-6	77600	745	545	127000	1075	837	127000	-	-
1-1/2-12	87700	807	605	142000	1150	837	142000	-	-

# SPECS, GUIDES, & INFO

**Figure 09.05** Metric Hex Head Cap Screws Torque

Size	Class	Newton Meters		Foot Pounds (Approx)		Size	Class	Newton Meters		Foot Pounds (Approx)	
		Zinc Plated	Unplated	Zinc Plated	Unplated			Zinc Plated	Unplated	Zinc Plated	Unplated
M4 x 0.70 PITCH	8.8	3.1	2.2	2.30	1.65	M14 X 1.50 PITCH	8.8	150.0	135.0	112.50	101.25
M5 X 0.80 PITCH		6.1	5.5	4.58	4.13	M16 X 2.00 PITCH		215.0	195.0	161.25	146.25
M6 X 1.00 PITCH		10.4	9.5	7.80	7.13	M18 X 2.50 PITCH		300.0	280.0	225.00	210.00
M7 X 1.00 PITCH		17.0	15.5	12.75	11.63	M20 X 2.50 PITCH		430.0	390.0	322.50	292.50
M8 X 1.25 PITCH		25.0	23.0	18.75	17.25	M22 X 2.50 PITCH		580.0	530.0	435.00	397.50
M8 X 1.00 PITCH		27.0	24.5	20.25	18.38	M24 X 3.00 PITCH		740.0	670.0	555.00	502.50
M10 X 1.5 PITCH		51.0	46.0	38.25	34.50	10.9	M6 X 1.00 PITCH	15.5	14.0	11.63	10.50
M10 X 1.00 PITCH		57.0	52.0	42.75	39.00		M8 X 1.25 PITCH	37.0	34.0	27.75	25.50
M10 X 1.25 PITCH		54.0	49.0	40.50	36.75		M10 X 1.50 PITCH	75.0	68.0	56.25	51.00
M12 X 1.75 PITCH		87.0	49.0	65.25	59.25		M10 X 1.50 PITCH	75.0	68.0	56.25	51.00
M12 X 1.25 PITCH		96.0	87.0	72.00	65.25		M12 X 1.75 PITCH	160.0	117.0	97.50	87.75
M12 X 1.50 PITCH		92.0	83.0	69.00	62.25		M14 X 2.00 PITCH	205.0	185.0	153.75	138.75
M14 X 2.00 PITCH		140.0	125.0	105.00	93.75		M16 X 2.00 PITCH	310.0	280.0	232.50	210.0

**Figure 09.06** Bolt Clamp Loads Torque

Note: The recommended assembly torques are offered as a guide only. Torque specifications, especially for critical joints, should be determined under actual assembly conditions due to the many variables involved which are difficult to predict and do affect the torque-tension relationship. The recommended clamp loads are based on 75% of the minimum specified proof loads for each grade and size. When using, anti-seize, reduce the lubed chart reading by 20% to properly torque. Always lubricate and use lube torque values.




Diameter and Threads per Inch	Tensile Strength Min (PSI)	USS/SAE Grade 5				Diameter and Threads per Inch	Tensile Strength Min (PSI)	USS/SAE Grade 5			
		Proof Load (lbs)	Clamp Load (lbs)	Torque Dry (ft. lbs)	Lubricated (ft. lbs)			Proof Load (lbs)	Clamp Load (lbs)	Torque Dry (ft. lbs)	Lubricated (ft. lbs)
1/4-20	120000	2700	2020	8	6.3	9/16-12	120000	15500	11600	110	80
1/4-28		3100	2320	10	7.2	9/16-18		17300	12950	120	90
5/16-18		4450	3340	17	13	5/8-11		19200	14440	150	110
5/16-24		4900	3700	19	14	5/8-18		21800	16350	170	130
3/8-16		6600	4950	30	23	3/4-10		28400	21300	260	200
3/8-24		7450	5600	35	25	3/4-16		31700	23780	300	220
7/16-14		9050	6780	50	35	7/8-9		39300	29450	430	320
7/16-20		10100	7570	55	40	7/8-14		43300	32450	470	350
1/2-13		12100	9050	75	55	1-8		51500	38600	640	480
1/2-20		13600	10200	85	65	1-14		57700	43300	720	540

**Figure 09.06A** Bolt Clamp Loads Torque





Note: The recommended assembly torques are offered as a guide only. Torque specifications, especially for critical joints, should be determined under actual assembly conditions due to the many variables involved which are difficult to predict and do affect the torque-tension relationship. The recommended clamp loads are based on 75% of the minimum specified proof loads for each grade and size. When using, anti-seize, reduce the lubed chart reading by 20% to properly torque. Always lubricate and use lube torque values.

Diameter and Threads per Inch	Tensile Strength Min (PSI)	USS/SAE Grade 8				Diameter & Threads per Inch	Tensile Strength Min (PSI)	USS/SAE Grade 8			
		Proof Load (lbs)	Clamp Load (lbs)	Torque Dry (ft. lbs)	Lubricated (ft. lbs)			Proof Load (lbs)	Clamp Load (lbs)	Torque Dry (ft. lbs)	Lubricated (ft. lbs)
1/4-20	150000	3800	2850	12	9	9/16-12	150000	21800	16350	150	110
1/4-28		4350	3250	14	10	9/16-18		24400	18250	170	130
5/16-18		6300	4700	24	18	5/8-11		27100	20350	210	160
5/16-24		6950	5200	27	20	5/8-18		30700	23000	240	180
3/8-16		9300	6980	45	35	3/4-10		40100	30100	380	280
3/8-24		10500	79000	50	35	3/4-16		44800	33500	420	310
7/16-14		12800	9550	70	50	7/8-9		55400	41600	600	450
7/16-20		14200	10650	80	60	7/8-14		61100	45800	670	500
1/2-13		17000	12750	110	80	1-8		72700	54500	910	680
1/2-20		19200	1440	120	90	1-14		81500	61100	1020	760






**Figure 10.01** Small Hardware Information

Image	Description	Abbreviation
	Copper Sealing Gasket	CSG
	Elastic Lock Nut	ELN
	Elastic Jam Lock Nut	ELNJ

# SPECS, GUIDES, & INFO

	External Tooth Lock Washer	ELW
	Type E Retaining Ring	ERS
	Expansion Plug	EXP
	Slotted Flat Head Machine Screw	FHMS
	Fillister Slotted Head Machine Screw	FILHMS
	Serrated Flange Lock Nut	FLNS
	SAE Flat Washer	FW
	USS Flat Washer	FWW
	Hex Key	HEX-K
	Indented Hex Head Machine Screw	HHMS
	Rubber Rope Hooks	HOOK-R
	Hex Head Slotted Washer Type Tapping Screw	HTS
	Hex Washer Slotted Thread Cutting Screw Type 25	HWMS
	Internal Tooth Lock Washer	ILW
	Kep Nut	KN
	Split Key Ring	KR
	Hex Head Lag Screw	LAG
	Split Lock Washer	LW
	Hex Machine Screw Nut	MSN



# SPECS, GUIDES, & INFO

	Nylon Phillips Pan Head Machine Screw	NPPHMS
	Tapered Flange Plastic Anchor	PA
	Phillips Flat Head Machine Screw	PFHMS
	Phillips Flat Head Tapping Screw	PFHTS
	Phillips Flat Head Tapping Screw Black Oxide	PFHTSB
	Phillips Flat Head Wood Screw	PFHWS
	Phillips Fillister Head Machine Screw	PFILHMS
	Hex Head Combination Slotted/Phillips Tapping Screw	PHCTS
	Pan Head Slotted Machine Screw	PHMS
	Pan Head Slotted Tapping Screw	PHTS
	Phillips Modified Truss Head Sharp Point Tapping Screw	PMTHTS
	Phillips Oval Head Machine Screw	POHMS
	Phillips Oval Head Tapping Screw	POHTS
	Phillips Pan Head Machine Screw	PPHMS
	Phillips Pan Head Tapping Screw	PPHTS
	Phillips Pan Head Tapping Screw Black Oxide	PPHTSB
	Phillips Round Head Machine Screw	PRHMS
	Phillips Truss Head Machine Screw	PTHMS
	Phillips Truss Head Tapping Screw	PTHTS

# SPECS, GUIDES, & INFO

	Round Head Slotted Machine Screw	RHMS
	Round Head Combination Machine Screw	RHMSC
	Slotted Round Head Wood Screw	RHWS
	Safety Coil Pin	SCP
	Stainless Steel Shim Stock Roll	SHM
	Non-Threaded Spacer	SP
	Truss Head Machine Screw	THMS
	Truss Head Slotted Tapping Screw	THTS
	Thumb Screw	THUM
	Phillips Flat Head Tek Screw Zinc Plate	TKF
	Hex Head Washer Tek Screw Zinc Plate	TKH
	Hex Washer Head Tek Screw Climaseal Finish	TKHC
	Hex Head Washer Type Tek Screw with Neoprene Sealing Washer Zinc Plate	TKHW
	Phillips Pan Head Tek Screw Zinc Plate	TKP
	Phillips/Square Drive Tek Liner Screw Zinc Yellow	TKPLS
	Phillips Modified Truss Head Tek Screw Zinc Plate	TKPM
	Torx Wafer Head Tek Screw Zinc Plate	TKTW
	Pronged Tee Nut	TN

# SPECS, GUIDES, & INFO

	Torx T-30 Drive Pan Head Machine Screw	TPHMS
	Cold Forged Wing Nut	WN

**Figure 10.02** Grade 8 Hardware Information

Image	Description	Abbreviation
	Point Cap Screw	12PT
	Grade 8 Carriage Bolt	CG8
	Grade 8 Elastic Lock Nut	ELN8
	Grade 8 Flange Prevailing Lock Nut	FLN8
	Grade 8 SAE Flat Washer	FW8
	Grade L9 SAE Flat Washer	FW9
	Grade 8 USS Flat Washer	FWW8
	Grade 8 Hex Head Cap Screw	HC8
	Grade L9 Hex Head Cap Screw	HC9
	Heavy Hex Bolt	HCB
	Grade 8 Hex Head Flange Cap Screw	HCF8
	Grade 8 Hex Finished Nut	HN8
	Grade 8 Hex Jam Nut	HN8J
	Grade L9 Hex Nut	HN9
	Grade 8 Split Lock Washer	LW8








# SPECS, GUIDES, & INFO

	Grade 8 Plow Bolt	PB8
	Grade 8 Stover Lock Nut	SLN
	Grade L9 Lock Nut	SLN9
	Grade 9 Square Head Bolt	SQB8
	Grade 8 Square Nut	SGN8
	Grade 8 Hex Head Tap Bolt	TB8
	Button Head Tension Control Bolt	TCB
	B7 Threaded Rod	TRB7
	Track Shoe Bolt	TSB
	Square Track Shoe Nut	TSN











**Figure 10.03** Grade 5 Hardware Information

Image	Description	Abbreviation
	Grade 5 Carriage Bolt	CG5
	Grade 5 SAE Flat Washer	FW5
	Grade 8 USS Flat Washer	FWW5
	Grade 5 Hex Head Cap Screw	HC5
	Grade 5 Hex Head Flange Locking Screw	HCFS
	Grade 5 Hex Finished Nut	HN5
	Grade 5 Plow Bolt	PB5

# SPECS, GUIDES, & INFO

	T-30 Torx Truss Washer Head with Lock Patch Mating Screw	PSMS
	Grade 5.1 Poly Seal T-Nut	PSTN
	Grade 5 Square Head Bolt	SQB5
	Grade 5 Square Head Nut	SQN5
	Grade 5 Hex Head Tap Bolt	TB5

**Figure 10.04** Metric Hardware Information

Image	Description	Abbreviation
	DIN 94 Metric Cotter Pin	CPM
	Metric Button Head Socket Head Cap Screw	MBHS
	Metric Cheese Head Machine Screw	MCHMS
	Metric Castle Nut	MCN
	Metric Contact Washer	MCW
	Metric Elastic Lock Nut	MELN
	Metric External Lock Washer	MELW
	Metric Flat Round Countersunk Bolt Grade 10.9	MFG10
	Metric Flat Head Machine Screw	MFHMS
	Metric Flange Hex Head Cap Screw Grade 8.8	MFL
	Metric Flange Hex Head Cap Screw Grade 10.9	MFLG10
	Metric Flange Nut	MFLN
	Metric Flange Hex Nut Grade 10.9	MFLNG10

# SPECS, GUIDES, & INFO

	Metric Serrated Flange Lock Nut	MFLNS
	Metric Flat Head Socket Cap Screw	MFSH
	Metric Flat Washer	MFW
	Metric Extra Thick Flat Washer	MFWET
	Metric Grade 10.9 Flat Washer	MFWG10
	Metric Grade 10.9 Hex Head Cap Screw	MG10
	Metric Heavy Hex Security Lock Nut	MHHLNP
	Metric Hex Head Machine Screw	MHHMS
	Metric Hex Nut	MHN
	Metric Grade 10.9 Hex Nut	MHNG10
	Metric JIS Hex Nut	MHNJIS
	Metric Internal Lock Washer	MILW
	Metric Hex Head JIS Cap Screw	MJIS
	Metric Kep Nut	MKN
	Metric Knurled Cup Point Set Screw	MKPSET
	Metric Low Castle Nut	MLCN
	Metric Low Socket Head Cap Screw	MLSH
	Metric Split Lock Washer	MLW

# SPECS, GUIDES, & INFO























	Metric Hi-Collar Split Lock Washer	MLWHI
	Metric Oval Head Tapping Screw	MOHTS
	Metric Phillips Flat Head Machine Screw	MPFHMS
	Metric Pan Head Slotted Machine Screw	MPHMS
	Metric Phillips Oval Head Machine Screw	MPOHMS
	Metric Phillips Oval Head Tapping Screw	MPOHTS
	Metric Phillips Pan Head Machine Screw	MPPHMS
	Metric Phillips Pan Head Tapping Screw	MPPHTS
	Metric Round Head Machine Screw	MRHMS
	Metric Serrated Countersunk Lock Washer	MSCLW
	Metric Socket Head Set Screw	MSET
	Metric Socket Head Dog Point Screw	MSETDP
	Metric Socket Head Cap Screw	MSH
	Metric Socket Head Shoulder Bolt	MSHB
	Metric Stover Lock Nut	MSLN
	Metric Slotted Shaft Nut	MSSN
	Metric Stud	MST
	Metric Spring Tension Pin	MSTP
	Metric Flange Thread Forming Cap Screw	MTF
	Metric B7 Threaded Rod	MTRB7

# SPECS, GUIDES, & INFO





















	Metric Hexagon Weld Nut	MWDN
	Metric 18-8 Stainless Steel Acorn Nut	SSMACN
	Metric 18-8 Stainless Steel Elastic Lock Nut	SSMELN
	Metric 18-8 Stainless Steel External Tooth Lock Washer	SSMELW
	Metric 316 Stainless Steel Flat Head Machine Screw	SSMFHMS-316
	Metric 18-8 Stainless Steel Serrated Flange Lock Nut	SSMLFNS
	Metric 18-8 Stainless Steel Flat Socket Head Cap Screw	SSMFSH
	Metric 18-8 Stainless Steel Flat Washer	SSMFW
	Metric 18-8 Stainless Steel Hex Nut	SSMHN
	Metric 18-8 Stainless Steel Split Lock Washer	SSMLW
	Metric 18-8 Stainless Steel Phillips Flat Tapping Screw	SSMPFTS
	Metric 18-8 Stainless Steel Pan Head Tapping Screw	SSMPHTS
	Metric 18-8 Stainless Steel Phillips Pan Head Machine Screw	SSMPPHMS
	Metric 316 Stainless Steel Stud	SSMS
	Metric 18-8 Stainless Steel Socket Head Cap Screw	SSMSH
	Metric 18-8 Stainless Steel Wing Nut	SSMWN

# SPECS, GUIDES, & INFO

Figure 10.05 Brass, Silicone Bronze, & Stainless Steel Hardware Information

Image	Description	Abbreviation
	Brass Acorn Nut	BACN
	Brass Carriage Bolt	BCG
	Brass Cup Washer	BCUP
	Brass Elastic Lock Nut	BELN
	Brass Elastic Jam Lock Nut	BELNJ
	Brass Flat Head Machine Screw	BFHMS
	Brass Flat Washer	BFW
	Brass Hex Head Cap Screw	BHC
	Brass Hex Finished Nut	BHN
	Brass Hex Jam Nut	BHNJ
	Black Oxide Hex Head Slotted Washer Type Tapping Screw	BHTS
	Brass Kep Nut	BKN
	Brass Split Lock Washer	BLW
	Brass Hex Machine Screw Nut	BMSN
	Brass Oval Head Machine Screw	BOHMS
	Brass Phillips Flat Head Machine Screw	BPFHMS
	Brass Phillips Flat Head Tapping Screw	BPFHTS
	Brass Phillips Flat Head Wood Screw	BPFHWS
	Brass Phillips Oval Head Wood Screw	BPOHWS
	Brass Round Head Machine Screw	BRHMS
	Brass Round Head Wood Screw	BRHWS
	Brass Socket Head Cup Point Set Screw	BSET

# SPECS, GUIDES, & INFO

	Brass Wing Nut	BWN
	Silicone Bronze Carriage Bolt	SBCG
	Silicone Bronze Flat Head Machine Screw	SBFHMS
	Silicone Bronze Flat Head Wood Screw	SBFHWS
	Silicone Bronze Hex Nut	SBHN
	Silicone Bronze Lock Washer	SBLW
	Silicone Bronze Phillips Flat Head Wood Screw	SBPFHWS
	Silicone Bronze Square Nut	SBSN
	18-8 Stainless Steel Hex Head Cap Screw	SS
	316 Stainless Steel Hex Head Cap Screw	SS-316
	18-8 Stainless Steel Acorn Nut	SSACN
	18-8 Stainless Steel Button Head Machine Screw	SSBHMS
	18-8 Stainless Steel Button Head Socket Cap Screw	SSBHS
	18-8 Stainless Steel Carriage Bolt	SSCG
	300 Series Stainless Steel Clevis Pin	SSCLP
	18-8 Stainless Steel Cotter Pin	SSCP
	18-8 Stainless Steel Cup Washer	SSCUP
	18-8 Stainless Steel Dowel Pin	SSDP
	18-8 Stainless Steel Elevator Bolt	SSELB
	18-8 Stainless Steel Elastic Lock Nut	SSELN
	410 Stainless Steel External Tooth Lock Washer	SSELW

# SPECS, GUIDES, & INFO






















	18-8 Stainless Steel External and Internal Tooth Combination Lock Washer	SSELWILW
	18-8 Stainless Steel Type E Retaining Ring	SSERS
	18-8 Stainless Steel Eye Bolt	SSEYB
	18-8 Stainless Steel Fender Washer	SSFEN
	18-8 Stainless Steel Fillister Head Slotted Machine Screw	SSFIL
	18-8 Stainless Steel Serrated Flange Lock Nut	SSFLNS
	18-8 Stainless Steel Flexloc Nut	SSFLXN
	18-8 Stainless Steel Flat Socket Head Cap Screw	SSFSC
	316 Stainless Steel Flat Socket Head Cap Screw	SSFSC-316
	18-8 Stainless Steel Fully Threaded Hex Head Cap Screw	SSFT
	18-8 Stainless Steel Flat Washer	SSFW
	316 Stainless Steel Flange Conical Washer	SSFWC
	18-8 Stainless Steel Flat Washer Extra Thick	SSFWET
	18-8 Stainless Steel Hex Flange Serrated Cap Screw	SSHCFSS
	18-8 Stainless Steel Hex Head Machine Screw	SSHHMS
	18-8 Stainless Steel Hex Nut	SSHN
	316 Stainless Steel Hex Nut	SSHN-316
	18-8 Stainless Steel Heavy Hex Nut	SSHNH
	18-8 Stainless Steel Hex Jam Nut	SSHNJ
	18-8 Stainless Steel Left Hand Hex Nut	SSHNLH

























# SPECS, GUIDES, & INFO

	18-8 Stainless Steel Hog Ring	SSHOG
	300 Series Cotter Pin	SSHPC
	18-8 Stainless Steel Hex Head Slotted Washer Type Tapping Screw	SSHTS
	410 Stainless Steel Internal Tooth Lock Washer	SSILW
	18-8 Stainless Steel J-Bolt with Nut	SSJB
	300 Series Stainless Steel Key Stock	SSKEST
	18-8 Stainless Steel Kep Nut	SSKN
	18-8 Stainless Steel Hex Head Lag Bolt	SSLAG
	316 Stainless Steel Hex Head Lag Bolt	SSLAG-316
	18-8 Stainless Steel Split Lock Washer	SSLW
	316 Stainless Steel Split Lock Washer	SSLW-316
	18-8 Stainless Steel Hi-Collar Split Lock Washer	SSLWHC
	18-8 Stainless Steel Machine Screw Nut	SSMSN
	316 Stainless Steel Machine Screw Nut	SSMSN-316
	18-8 Stainless Steel Small Pattern Machine Screw Nut	SSMSNSP
	18-8 Stainless Steel Hex Head Cap Screw with Nylon Patch	SSNP
	18-8 Stainless Steel Oval Head Machine Screw	SSOHMS
	18-8 Stainless Steel Oval Head Tapping Screw	SSOHTS
	18-8 Stainless Steel Phillips Flat Bugle Head Deck Screw	SSPFDEC
	18-8 Stainless Steel Phillips Flat Head Machine Screw	SSPFHMS
	18-8 Stainless Steel Phillips Flat Head Tapping Screw	SSPFHTS
	316 Stainless Steel Phillips Flat Head Tapping Screw	SSPFHTS-316











# SPECS, GUIDES, & INFO

	18-8 Stainless Steel Phillips Flat Head Wood Screw	SSPFWS
	304 Stainless Steel Continuous Hinge Pin	SSPH
	18-8 Stainless Steel Pan Head Slotted Machine Screw	SSPHMS
	18-8 Stainless Steel Pan Head Tapping Screw	SSPHTS
	18-8 Stainless Steel Phillips Oval Head Machine Screw	SSPOHMS
	18-8 Stainless Steel Phillips Oval Head Tapping Screw	SSPOHTS
	316 Stainless Steel Phillips Oval Head Tapping Screw	SSPOHTS-316
	18-8 Stainless Steel Phillips Pan Head Machine Screw	SSPPHMS
	316 Stainless Steel Phillips Pan Head Machine Screw	SSPPHMS-316
	18-8 Stainless Steel Phillips Pan Head Machine Screw Type F	SSPPHMSF
	18-8 Stainless Steel Phillips Pan Head Tapping Screw	SSPPHTS
	316 Stainless Steel Phillips Pan Head Tapping Screw	SSPPHTS-316
	18-8 Stainless Steel Phillips Pan Head Tapping Screw Type 25	SSPPHTST-25
	18-8 Stainless Steel Phillips Round Head Machine Screw	SSPRHMS
	18-8 Stainless Steel Phillips Truss Head Machine Screw	SSPTHMS
	18-8 Stainless Steel Phillips Truss Head Tapping Screw	SSPTHTS
	18-8 Stainless Steel Quick Link	SSQL
	18-8 Stainless Steel Rod	SSR
	18-8 Stainless Steel Rod End	SSRE
	18-8 Stainless Steel Round Slotted Head Machine Screw	SSRHMS
	18-8 Stainless Steel Rod Stock	SSROD
	18-8 Stainless Steel Hex Head Cap Screw with Wire Safety Hole	SSS
	18-8 Stainless Steel Socket Head Cup Point Set Screw	SSSET

# SPECS, GUIDES, & INFO

	316 Stainless Steel Socket Head Cup Point Set Screw	SSSET-316
	18-8 Stainless Steel Socket Head Cone Point Set Screw	SSSETCN
	18-8 Stainless Steel Socket Head Nylon Tip Set Screw	SSSETNT
	18-8 Stainless Steel Slotted Head Cup Point Set Screw	SSSETSL
	18-8 Stainless Steel Shoulder Bolt	SSSHB
	18-8 Stainless Steel Socket Head Cap Screw	SSHC
	316 Stainless Steel Socket Head Cap Screw	SSHC-316
	18-8 Stainless Steel Low Head Socket Head Cap Screw	SSHCLH
	18-8 Stainless Steel Socket Head Cap Screw with Nylon Patch	SSHCNP
	18-8 Stainless Steel Square Nut	SSSN
	18-8 Stainless Steel Square Drive Bugle Head Deck Screw	SSSQDEC
	18-8 Stainless Steel Square Head Set Screw	SSSQSET
	300 Series Stainless Steel Spiral Roll Pin	SSSRP
	300 Series Stainless Steel Spring Tension Pin	SSSTP
	420 Series Stainless Steel Spring Tension Pin	SSSTP-420
	304 Stainless Steel Grade A193 B8 Chamfered End Stud	SSSTUD
	18-8 Stainless Steel Thumb Screw	SSTHUM
	410 Stainless Steel Hex Head Washer Tek Screw	SSTKH
	410 Stainless Steel Hex Head Washer Tek Screw with Dagger Guard Coating	SSTKHC
	410 Stainless Steel Hex Head Tek Screw with Neoprene Bonded Washer	SSTKHW
	410 Stainless Steel Phillips Pan Head Tek Screw	SSTKP
	410 Stainless Steel Phillips Modified Truss Head Tek Screw	SSTKPM

# SPECS, GUIDES, & INFO

	18-8 Stainless Steel Tee Nut	SSTN
	18-8 Stainless Steel Torx Pan Head Machine Screw	STPHMS
	304 Stainless Steel Threaded Rod	SSTR
	316 Stainless Steel Threaded Rod	SSTR-316
	18-8 Stainless Steel Threaded Rod Coupling Nut	SSTRCN
	304 Stainless Steel Seamless Tube	SSTUBE
	316 Stainless Steel Seamless Tube	SSTUBE-316
	Stainless Steel Eye to Eye Turnbuckle	SSTURNBEE
	18-8 Stainless Steel U-Bolt	SSUB
	304 Stainless Steel Wedge Type Anchor	SSWEG
	304 Stainless Steel Wedge Type Anchor Domestic Material	SSWEGD
	18-8 Stainless Steel Wing Nut	SSWN
	Brass Threaded Rod	TRB

## ABRASIVES

<b>Brushes</b>	
Concave .....	161
Conflex .....	161
Wire Cup .....	162
Wire End .....	162
Wire Wheels .....	161

## Discs

Blending .....	158
Conditioning .....	156
Fibre .....	157
Flap .....	156
Grinding .....	156

## Pads & Assemblies

3M Pad Assembly .....	156
Back-Up Pads .....	158

## Rolls & Sheets

Aluminum Oxide .....	159
Cloth .....	159
Shop .....	159
WetorDry .....	158, 159

## Wheels

Cutting .....	160
Flap .....	160
Grinding .....	160
Reinforced .....	160, 161
Steel .....	161

## ASSORTMENT KITS

Abrasives .....	300
Bolts .....	286
Clamps .....	309
Electrical Components .....	324
Fittings .....	287
Hose Ends .....	311
Large Parts Bins .....	261
Miscellaneous .....	334
Plastic Bins .....	336
Rings .....	319
Rivets .....	302
Screws, Nuts, Washers .....	268
Small Hardware .....	314
Stainless Steel .....	304

## CHAINS & ACCESSORIES

### Binders & Hooks

Grab .....	182
Ratchet Binders .....	184
S-Hooks .....	183
Slip Hooks .....	182

### Cable & Rope

Aircraft .....	181
Rope .....	181
Rope Accessories .....	181, 182

### Chain

Alloy .....	181
Coil .....	180
High Test .....	180
Jack .....	180
Machine .....	180
Proof Coil .....	180
Transport .....	180

### Links & Locks

Clevis .....	184
Connecting .....	183
Hammerlocks .....	183
Lap .....	183
Quick .....	183

### Nuts

Eye Nuts .....	183
----------------	-----

### Shackles & Snaps

Shackles .....	184
Spring Snaps .....	183

## Straps

Logistic .....	184
Ratchet .....	184
Rubber .....	184
Utility .....	184
Winch .....	184

## CLAMPS

Constant-Torque .....	193
Liner .....	194
Marine .....	194
Miniature .....	193
Partially Cushioned .....	194
Power Seal .....	193
T-Bolt .....	192
Vinyl Coated .....	194

## CONNECTORS & TERMINALS

### Copper

Bolts .....	033
Lugs .....	033

### Connectors

3-Way .....	031, 032
4-Way .....	031, 032
Closed-End .....	032
GA .....	032, 033
Heat Shrink Ring .....	028
Heat Shrink Stop .....	030
Non-Insulated Stop .....	030
Nylon Ring .....	028
Nylon Stop .....	030
Piggy-Back .....	031
Step-Down Stop .....	030
Vinyl Ring .....	028
Vinyl Stop .....	030
Weather Pack .....	033, 034
Wire Pin .....	032

### Disconnects

Heat Shrink Female .....	031
Heat Shrink Male .....	031
Nylon Female .....	030, 031
Nylon Male .....	030, 031
Vinyl Female .....	031
Vinyl Male .....	031

### Locks, Seals, & Plugs

TPA Locks .....	033
Seals & Plugs .....	033

### Terminals

Block Spade .....	029
Flanged Fork .....	029
Hook .....	029
Snap Plug .....	029, 030
Spade .....	028
Spring Snap Spade .....	029
Weather Pack .....	033

## DURHAM MFG

### Bases & Inserts

Bin Bases .....	258, 259
Plastic Inserts .....	258

### Bins & Boxes

12" Deep Parts Bins .....	258
Compartment Boxes .....	258

### Drawers & Cabinets

Drawer Cabinets .....	259
Hydraulic Hose .....	260
Wire & Terminal .....	260

### Racks

Easy Glide Slide .....	258
Heavy Duty Slide .....	259
Hose Clamp .....	259
Keystock .....	260
Threaded Rod .....	260
Wire Spool .....	260

## ELECTRICAL COMPONENTS

### Battery Terminals

Bolt & Shoulder Nut .....	037
Bushings .....	038
Clamps .....	038
Connectors .....	038
Covers .....	038
Crimp Type .....	036
Group 31 .....	037
Industrial .....	038
Power Pole .....	039
Side Mount .....	036, 037
Solder Slug Pellet .....	037
Stud Type .....	037
Top Post .....	037

### Blocks & Panels

Blade Type Panel .....	045
MAXI Block .....	045
MEGA Block .....	045
MIDI Block .....	045
Terminal Blocks .....	046

### Circuit Breakers

Add-A-Circuit .....	048, 049
Bussman .....	048
Sealed Thermal .....	047
Type I .....	046
Type II .....	046
Type III .....	047
Type I Thermal .....	047
Type II Thermal .....	047
Type III Thermal .....	047

### Convuluted Split Loom

Loom Fittings .....	040
Polyethylene .....	040
Sleeving .....	041
Woven Fabric Loom .....	040

### Flashers

Alternating .....	049
Combination .....	049
Electronic .....	049
Mechanical .....	049
Variable .....	049

### Fuses

AG Glass .....	043
ATO .....	043
Auto Linkpal .....	044
GBC .....	043
JCASE Bolt-On .....	044
MAXI .....	043
MEGA Bolt-On .....	044
MIDI Bolt-On .....	044
MINI .....	042
SFE .....	043

### Fuse Holders

ATO .....	044, 045
Bussman .....	045
MAXI .....	045
MINI .....	044
Universal Glass .....	045

### Heat Shrink

Dual Wall .....	042
Heavy Wall .....	041
Small Spool .....	041
Thin Wall .....	041

### Lugs & Splices

Battery Lugs .....	039
Power Lugs .....	039
Splices .....	040

### Relays

Harness .....	050
High Capacity .....	050
Micro .....	050
Power .....	049
Sockets .....	050
Standard .....	050

## FASTENERS

### Bolts

Carriage .....	022, 023
Elevator .....	023
Flange .....	022
Plow .....	023
Step .....	024

### Nuts

Machine Screw .....	010
---------------------	-----

### Hex Nuts

Grade 2 .....	008
Grade 5 .....	008
Grade 8 .....	008
Heavy Hex .....	008, 009
Hi-Nut .....	010

### Lock Nuts

Grade 8 .....	009
NTE .....	009
Stover .....	009, 010
Flange .....	010
Serrated .....	010
Kep .....	010

### Pins

Clevis .....	025
Cotter .....	024
Hairpin Cotter .....	024
Hitch .....	026
Lynch .....	026
Round Snap .....	026
Spring Tension .....	025
Square Snap .....	026

### Hex Head Cap Screws

Grade 5 .....	014-018
Grade 8 .....	018-021

### Type F

Type F Floorboard .....	021
Type F Pan Head .....	022

### Fender Washers

Fender .....	012
Extra Thick .....	013

### Flat Washers

Grade 2 .....	011
Grade 5 .....	011
Grade 8 .....	011, 012
Extra Thick .....	012
F436 .....	012

### Lock Washers

Split Lock .....	013
Grade 8 Split .....	013
Hi-Collar Split .....	013
Heavy Split .....	013
External Tooth .....	014
Internal Tooth .....	014
External-Internal Tooth .....	014

## FITTINGS

### B Series

057 .....	120
100 Barb-Tite .....	121, 122
105 .....	120, 121
338 .....	122, 123

### Brass

Compression .....	130, 131
Drain Cocks .....	136, 137
Ground Plugs .....	138
Inverted Flare .....	126-128
Multi Shut-Offs .....	138, 139
Pipe .....	123-126
SAE 45° Flare .....	128-130
Transmission .....	136

### Brass Air Brake Tubing

Copper .....	133, 134
Nylon .....	131-133
Quick Connect .....	134, 135

### Grease

Accessories .....	144
Ball Check .....	141, 142, 143
Button Head .....	141
Couplers .....	143, 144
Drive Type .....	140
Grease Guns .....	142, 143
Pipe Thread .....	140, 141
Standard Thread .....	141
Straight Thread .....	140
Taper Thread .....	140
Vent .....	141

### Push-To-Connect

Composite Body .....	139, 140
----------------------	----------

### Valves

Ball .....	138
Needle .....	137
Truck .....	137, 138

## HOSE & TUBING

### Hoses

Air .....	112
Air Brake .....	056
Barrier Refrigerant .....	094
Conductive .....	058
Dayco .....	053, 054
Flexfab .....	052, 053
Fuel Line .....	111
General Purpose .....	055, 056
Heater .....	111, 112
Heater Hose Parts .....	112, 113
Hydraulic .....	056, 057, 107
Liquid Propane Gas .....	057
Marine .....	056
Non-Conductive .....	058
Power Steering .....	057
Pressure Wash .....	108
Press Wash Parts .....	108-111
Push-On .....	055, 056

**LIQUIDS & SOLVENTS****Cleaners**

All-Purpose .....	254
Battery .....	252
Brake Parts .....	251
Concentrated .....	253
Contact .....	252, 253
Electric Parts .....	252
Electronic .....	252
Glass .....	254
Graffiti Remover .....	253
Hand .....	254-256
Polish .....	254
Precision .....	253
Sensor .....	252
Spill Containment .....	256

**Degreasers**

Citrus .....	249
Electronic .....	250
Engine .....	250
Heavy Duty .....	249, 250
Hydroforce .....	248, 249

**Enamels**

High Solids .....	247
Marking Paint .....	248
Rust Tough .....	247, 248
Tough Coat .....	247

**Fluids**

Anti-Freeze .....	233
Brake .....	231
Deicer .....	233
Diesel .....	232
Fuel Additives .....	231, 232
Fuel Injector .....	232
Hydraulic .....	236
Starting .....	232, 233
Steering .....	231
Synthetic .....	237
Transmission .....	235
Windshield Wash .....	233

**Gasket Makers**

Anaerobic .....	243
High Temperature .....	243
High Torque .....	243
Multi-Purpose .....	242
Oil Resistant .....	243
Sensor Safe .....	242

**Grease**

Calcium Type .....	231
Fifth Wheel .....	242
General Purpose .....	230
High Performance .....	231
High Temp .....	230, 231
Multi-Purpose .....	230
Red .....	238
Tune-Up .....	242
White .....	238
X-treme Pressure .....	230, 231

**Lubricants**

Air Tool .....	237
Anti-Seize .....	241, 242
Chain .....	239
Disc Brake .....	242
Dry .....	241
Food Grade .....	237, 238
Gear .....	239
Multi-Purpose .....	239-241
Penetrant .....	238, 239
Silicone .....	240

**Oil**

Air Tool .....	237
Compressor .....	235
Food Grade .....	237
Gear .....	235
Hydraulic .....	235, 236
Jack .....	236

Motor .....	234
-------------	-----

**Sealants**

Adhesive .....	245
Form-A-Gasket .....	244
Glass .....	246
High Performance .....	244
High Tack .....	243
High Temperature .....	244
Pipejoint .....	243
Pneumatic/Hydraulic .....	244
Rubber .....	245
Thread .....	244
Weather-Strip .....	245, 246

**Threadlockers**

High Strength .....	246
High Temperature .....	246
Medium Strength .....	246
Penetrating Grade .....	247
Permanent Strength .....	246

**RIVETS****Aluminum/Aluminum**

Closed-End .....	168
Countersunk .....	167
Dome Head .....	164
Klik-Lock .....	170
Large Flange .....	164
Magna-Lok .....	171
Structural .....	170
Tri-Bulb .....	169

**Aluminum Drive**

Full Brazier .....	173
Tools .....	173

**Aluminum/Steel**

Closed-End .....	168
Countersunk .....	167
Dome Head .....	165
Large Flange .....	165
Multi-Grip .....	169
T-Rivets .....	169

**Anchor**

Nylon Nail .....	173
------------------	-----

**FRP Fastening System**

Truss Head Mating .....	173
-------------------------	-----

**Liner & Semi-Tubular**

3G .....	173
Tools .....	173
Truss Head .....	173

**Nuts**

Klik Ribbed .....	171
T-Nuts .....	174

**Solid Aluminum**

Full Brazier .....	172
Modified Brazier .....	172
Round Brazier .....	172
Universal Brazier .....	172

**Stainless/Stainless Steel**

Closed-End .....	168
Countersunk .....	168
Dome Head .....	167
Klik-Lock .....	171
Large Flange .....	167
Magna-Lok .....	171
Structural .....	170

**Steel/Steel**

Closed-End .....	168
Countersunk .....	168
Dome Head .....	166
Klik-Lock .....	170
Large Flange .....	166
Magna-Lok .....	171
Structural .....	170

**Tools**

Air .....	177, 178
Capacity Chart .....	174
Hand .....	174, 175, 176

Kits .....	175, 176
Marson .....	174

**SAFETY****First Aid**

Eyewash .....	228
Kits .....	228

**Gloves**

Boxed .....	224
Canvas .....	222
Dipped .....	222, 223
Drivers .....	223
Jersey .....	222
Knit .....	222
Leather .....	223
Neoprene .....	222
Nitrile .....	223
Safety Cuff .....	222
Welders .....	222

**Headwear**

Eyewear .....	225, 226
Headgear .....	226
Helmet .....	224, 225
Liners .....	225
Respirators .....	226, 227

**High Visibility**

Vests .....	227
Rainsuits .....	228

**SHOP SUPPLIES****Carbide Burrs**

Ball .....	213
Cylinder .....	213
Kits .....	214
Oval .....	213
Pointed Cone .....	214
Pointed Tree .....	214
Tapered .....	214
Tree .....	213

**Drill Bits**

Sets .....	210, 211
Type 128 .....	205
Type 130 .....	206
Type 150 .....	206
Type 175 .....	205
Type 178 .....	205
Type 190 .....	204, 205
Type XGT .....	206
Vari-Bit .....	209

**Inserts**

Hex Drive .....	215
Inch/Metric .....	216
Phillips Hex .....	214
Slotted Hex .....	214
Spark Plug .....	216, 217
Socket Head Hex .....	215
Square Drive .....	215
Tools .....	217
Torx Hex .....	214, 215

**Lights & Accessories**

Batteries .....	199
Bulbs .....	198, 199
Flood .....	197
Kits .....	198
Lamps & Cords .....	198, 199
Utility .....	198
Wiring .....	199
Work .....	197, 198

**Reamers & Extractors**

Sets .....	212
Type 420 Extractor .....	212
Type 421 Extractor .....	212
Type 50 Reamer .....	212
Type 51 Reamer .....	212

**Repair Kits**

Inch Thread .....	218, 219
Master Thread .....	220

Metric Thread .....	219, 220
Oxygen Sensor .....	217
Quick Repair .....	218
Spark Plug .....	217, 218

**Saw Blades**

Air .....	203
Band .....	203
Circular .....	203
Hacksaw .....	203
Jig .....	203
Reciprocating .....	203

**Saws**

Hacksaw .....	204
Hole .....	204

**Sockets**

Fractional .....	216
Holders .....	216
Torx & Drive-Torx .....	216

**Sorbents**

ENV Oil .....	197
Folded .....	196
GP .....	196
Maintenance .....	196
PolySafe .....	197

**Tape**

Aluminum Foil .....	202
Caution .....	202
Cold Shrink .....	201
Duct .....	201
Electrical .....	199, 200
Friction .....	201
Marking .....	202
Masking .....	201
Packaging .....	201, 202
Rubber .....	200
Silicone .....	202
Splicing .....	200
Surfacing .....	202
Teflon .....	202

**Taps & Dies**

Sets .....	210, 211
Type 23 .....	207
Type 24 .....	207
Type 25 .....	207
Type 26 .....	208
Type 27 .....	210
Type 30 .....	209
Type 31 .....	208
Type 32 .....	208
Type 33 .....	209
Type 40 .....	209

**Towels**

Rags .....	196
Towels .....	196
Wipes .....	196

**TRUCK & TRAILER ACCESSORIES****Alarms**

Auto-Adjust .....	152
Bac-A-Larm .....	152
Back-Up .....	152
Single Tone .....	152

**Boxes and Blocks**

ATC Blade Panel .....	150
Junction Box .....	150
Terminal Feeds .....	150

**Buzzers**

Dual Alarm .....	153
Switches .....	153
Universal .....	153

**Coiled Cables**

6-Way .....	149
7-Way .....	149
ABS .....	149
ISO Yellow .....	149

Lift-Gate .....	149
Nylon Air Brake .....	149
Straight .....	149

**Gladhands**

Accessories .....	151
Aluminum .....	150
Cast Iron .....	150
Grips .....	150

**Horns**

Buttons .....	153
Forward .....	152, 153
Trumpet .....	153

**Hose Assemblies**

Accessories .....	151
Air Brake .....	151
Heavy Duty .....	150
Slider .....	151

**Pole Plugs and Connectors**

4-Pole .....	147, 148
6-Pole .....	147, 148
7-Pole .....	146, 147
9-Pole .....	148
Accessories .....	148, 149
Single Pole .....	148

**Warning Lights**

High Profile .....	154
Low Profile .....	153, 154
Medium Profile .....	154
Mini-Bar .....	154
Tear Drop .....	154

**WIRE, CABLE, & CABLE TIES****Accessories**

Bases .....	190
Clamps .....	190
Clips .....	189
Tools .....	190

**Cable**

Battery .....	187
Brake & Trailer .....	186
Welding .....	187

**Cable Ties**

Button Head .....	188
Dual Clamp .....	188
Handi-Cuff .....	187
Heat Stabilized .....	188
Heavy Duty .....	189
Identification .....	188
Mounting Hole .....	189
Nylon .....	188
Push Mount .....	189
Releasable .....	187
Stainless Steel .....	188
Stud Mount .....	189
Thomas & Betts .....	187
UV-Resistant .....	189

**Spiral Wrapping**

Polyethylene .....	190
--------------------	-----

**Wire**

GPT .....	186
GXL .....	186
WPB .....	186

## ABRASIVES

### Discs

3M6381	156
3M6432	156
3M7450	156
3M7451	156
3M7453	156
3M7455	156
3M7456	156
3M7480	156
3M7482	156
3M7483	156
3M7485	156
3M7487	156
3M7511	156
3M7512	156
3M7513	156
3M7514	156
3M7515	156
3M7516	156
3M7524	156
3M7525	156
3M7526	156
3M7527	156
3M7528	156
3M7529	156
3M7530	156
3M7531	156
3M7532	156
3MAB-01396	156
3MAB-01397	156
3MAB-01398	156
3MAB-01406	156
3MAB-01407	156
3MAB-01408	156
3MAB-01914	157
3MAB-01915	157
3MAB-01922	157
3MAB-01923	157
3MAB-50467	156
3MAB-50649	156
3MAB-80660	156
3MAB-80661	156
WEIL50502	157
WEIL50503	157
WEIL50504	157
WEIL50505	157
WEIL50512	157
WEIL50513	157
WEIL50514	157
WEIL50515	157
WEIL50516	157
WEIL50518	157
WEIL50519	157
WEIL50520	157
WEIL50523	157
WEIL50524	157
WEIL50525	157
WEIL50543	157
WEIL50544	157
WEIL50545	157
WEIL50552	157
WEIL50553	157
WEIL50554	157
WEIL50555	157
WEIL50562	157
WEIL50563	157
WEIL50564	157
WEIL50565	157
WEIL50573	157
WEIL50574	157
WEIL50575	157
WEIL50633	157
WEIL50634	157
WEIL50635	157
WEIL50653	157
WEIL50654	157
WEIL50655	157
WEIL50663	157
WEIL50664	157
WEIL50665	157
WEIL50693	157
WEIL50694	157
WEIL50695	157
WEIL50696	157
WEIL50706	157
WEIL51200	157
WEIL51201	157
WEIL51202	157
WEIL51203	157

WEIL51205	157
WEIL51206	157
WEIL51207	157
WEIL51209	157
WEIL51210	157
WEIL51211	157
WEIL51212	157
WEIL51213	157
WEIL51214	157
WEIL51530	158
WEIL51531	158
WEIL51532	158
WEIL51533	158
WEIL51534	158
WEIL51535	158
WEIL51536	158
WEIL51537	158
WEIL51538	158
WEIL57322	158
WEIL57323	158
WEIL57324	158
WEIL57325	158
WEIL57326	158
WEIL57327	158
WEIL59501	158
WEIL59503	158
WEIL59505	158
WEIL59506	158
WEIL59507	158
WEIL59508	158
WEIL59509	158
WEIL59520	158
WEIL59521	158
WEIL59523	158
WEIL59525	158
WEIL59526	158
WEIL59527	158
WEIL59573	158
WEIL59575	158
WEIL59751	158
WEIL59806	158
WEIL59807	158
WEIL59808	158
WEIL59809	158
WEIL59811	158
WEIL59812	158
WEIL59813	158
WEIL59814	158
WEIL60118	158
WEIL60121	158
WEIL60122	158
WEIL60124	158
WEIL60131	158
WEIL60134	158
WEIL60135	158
WEIL60137	158

### Pads & Assemblies

3M5539	156
3M5540	156
3M5541	156
3M7440	160
3M7445	160
3M7447	160
3M7448	160
3M8293	160
WEIL51551	158
WEIL51552	158
WEIL51553	158
WEIL59600	158
WEIL59601	158
WEIL59604	158
WEIL59611	158

### Sheets & Rolls

3MAB-02002	159
3MAB-02003	159
3MAB-02004	159
3MAB-02006	159
3MAB-02007	159
3MAB-02014	159
3MAB-02015	159
3MAB-02017	159
3MAB-02019	159
3MAB-02035	158
3MAB-02036	158
3MAB-02037	158
3MAB-02038	158
3MAB-02173	158
3MAB-02174	158
3MAB-02175	158
3MAB-02178	158
3MAB-02402	159

### Wheels

3M1989	160
3M1990	160
WEIL01065	161
WEIL01075	161
WEIL01165	161
WEIL01175	161
WEIL13106	161
WEIL13120	161
WEIL17601	161
WEIL17609	161
WEIL17610	161
WEIL17611	161
WEIL17614	161
WEIL17616	161
WEIL17617	161
WEIL17618	161
WEIL17619	161
WEIL17622	161
WEIL17623	161
WEIL17907	162
WEIL17917	162
WEIL17923	162
WEIL17950	161
WEIL17953	161

WEIL17955	159
WEIL17957	159
WEIL17964	159
WEIL17966	159
WEIL17974	159
WEIL17975	159
WEIL17978	159
WEIL17979	159
WEIL2003	159
WEIL2004	159
WEIL2005	159
WEIL2009	159
WEIL2010	159
WEIL2011	159
WEIL2015	159
WEIL2016	159
WEIL2017	159
WEIL2027	159
WEIL2028	159
WEIL2029	159
WEIL56061	159
WEIL56062	159
WEIL56065	159
WEIL56066	159
WEIL56067	159
WEIL56068	159
WEIL56069	159
WEIL56070	159
WEIL56076	159
WEIL56079	159
WEIL56080	159
WEIL56083	159
WEIL56084	159
WEIL56085	159
WEIL56086	159
WEIL56087	159
WEIL56088	159
WEIL56099	159
WEIL56103	159
WEIL56171	159
WEIL56208	159
WEIL56217	159
WEIL56230	159
WEIL56239	159
WEIL56240	159
WEIL56241	159
WEIL56243	159
WEIL56250	159
WEIL56252	159
WEIL56383	159
WEIL56384	159
WEIL56385	159
WEIL56388	159
WEIL56389	159
WEIL56427	159
WEIL56428	159
WEIL56429	159
WEIL56430	159
WEIL56431	159
WEIL56442	159
WEIL56449	159
WEIL56453	159
WEIL56454	159
WEIL56456	159
WEIL56464	159
WEIL56466	159
WEIL56467	159
WEIL56468	159
WEIL56473	160
WEIL56474	160
WEIL56475	160
WEIL56476	161
WEIL56477	161
WEIL56489	161
WEIL59490	161

### Wire Brushes

WEIL10007	161
WEIL10010	161
WEIL10012	161
WEIL10014	161
WEIL10019	161
WEIL10025	161
WEIL10027	161
WEIL10028	161
WEIL10029	161
WEIL10031	161
WEIL10032	161
WEIL10208	162
WEIL10210	162
WEIL10211	162
WEIL10212	161
WEIL10213	161

WEIL10216	162
WEIL10217	162
WEIL10218	162
WEIL12316	162
WEIL12376	162
WEIL13023	162
WEIL13025	162
WEIL13240	162
WEIL13241	160
WEIL13244	160
WEIL13245	160
WEIL13285	162
WEIL13286	162

## ASSORTMENT KITS

### Abrasives

KIT-3M-2	300
KIT-3MAB-2	301
KIT-CUTOFF-2	301
KIT-FLAPWHEEL-2	301
KIT-WEIL-2	300
KIT-WEIL-3	300
KIT-WEIL-4	301

### Bolts

KIT-CG5-2	286
KIT-CG5R-2	286
KIT-ELB-2	287
KIT-FLS-2	287
KIT-SB-2	287

### Clamps

KIT-CMC-2	310
KIT-COV-2	310
KIT-HC-10A	309
KIT-HC-2A	309
KIT-HC-5A	309
KIT-HCL-10	310
KIT-OET-2	310

### Electrical

#### Components

KIT-BAL-2	331
KIT-BCL-2	330
KIT-BCT	330
KIT-BL-2	330
KIT-BT-2	329
KIT-BT-3	329
KIT-BULB-2	332
KIT-CB-2	334
KIT-FL-2	334
KIT-FUSE-2	326
KIT-FUSE-3	326
KIT-FUSE-4	327
KIT-FUSE-6	327
KIT-FUSE-ATO-2	327
KIT-FUSE-JCAS-2	328
KIT-HS-2	323
KIT-ID30-2	329
KIT-RELAY-2	333
KIT-SWITCH-2	333
KIT-SYL-2	332
KIT-TERM-2	323
KIT-TERM-3	324
KIT-TERM-3E	324
KIT-TERM-5	324
KIT-TERM-5A	325
KIT-TERM-6	325
KIT-TY-BK-2	328
KIT-TY-N-2	328
KIT-WGPT-2	328
KIT-WP-2	331
KIT-WP-3	332

### Fittings

KIT-BCF-2	289
KIT-BINV-2	290
KIT-BNF-2	292
KIT-BNF-3	292
KIT-BP40-2	299
KIT-BP40-3	300
KIT-BPF-2	289
KIT-BPF-3	290
KIT-BQCAB-2	292
KIT-BQCAB-3	293
KIT-BSAE-2	291
KIT-BSAE-3	291
KIT-BSPP-2	296
KIT-CAP-2	298
KIT-CQDOT-2	293
KIT-CQDOT-3	294
KIT-CQDOT-4	294

KIT-GF-2	287
KIT-GF-3	288
KIT-GF-4	288
KIT-GFM-2	288
KIT-GHF-2	293
KIT-HHS-2	299
KIT-JIC-2	297
KIT-JIC-3	297
KIT-JIC-4	297
KIT-JIC-6	298
KIT-JIS-2	296
KIT-MTCP-2	298
KIT-MTCP-3	299
KIT-ORS-1	295
KIT-ORS-3	296
KIT-SPF-2	294
KIT-SPF-3	295
KIT-SPF-4	295

### Hose Ends

KIT-A/C-END-2	313
KIT-A/C-END-3	314
KIT-BABHE-2	313
KIT-BABHE-3	313
KIT-HOS END-2	311
KIT-HOS END-3	311
KIT-HOS END-4	311
KIT-HOS END-5	312
KIT-HOS END-6	312
KIT-HOS END-7	312

### Large Parts Bins

KIT-HDG5-112	261
KIT-HDG5-40	266
KIT-HDG5-40SAE	266
KIT-HDG5-72	263
KIT-HDG5-72SAE	263
KIT-HDG8-112	262
KIT-HDG8-40	266
KIT-HDG8-40SAE	267
KIT-HDG8-72	264
KIT-HDG8-72SAE	264
KIT-METG10.9-72	265
KIT-METR-40G10	268
KIT-METRIC-40	267
KIT-METRIC-72	265

### Miscellaneous

KIT-APEX-2	334
KIT-HBD-2	335
KIT-TRB7Z-2	335
KIT-TRB7Z-3	335

### Plastic Bin Kits

KIT-FUSE-1SP12	338
KIT-FUSE-4LP18	338
KIT-GFM-LP24	336
KIT-GFM-SP12	336
KIT-HPC-SP6	337
KIT-LP-LP6	336
KIT-OK-62	337
KIT-OK-70	337
KIT-PPHTS-SP12	335
KIT-TERM-3LP12	338
KIT-TERM-6LP12	338
KIT-TKH-SP12	336

### Rings

KIT-ERS-2	319
KIT-O-RING-2	320
KIT-O-RING-3	321
KIT-O-RING-3A	321

# INDEX BY PART #

# 18

KIT-FWWET-2	285	WR5/16	181	CHAIN-DBLCL-1/2	183	BRECT350L	193	BRE3528	193	BRET213	192
KIT-HCF8-2	272	WR7/32	181	CHAIN-DBLCL-3/8	183	BRECT400L	193	BRE3532	193	BRET225	192
KIT-HCF5-2	283	WR5/32	181	CHAIN-LL-1/2	183	BRECT450L	193	BRE3536	193	BRET238	192
KIT-HDG5-2	268			CHAIN-LL-1/4	183	BRECT500L	193	BRE3604	193	BRET250	192
KIT-HDG5-3	269			CHAIN-LL-3/16	183	BRECT550L	193	BRE3605	193	BRET263	192
KIT-HDG5-4	269	CHAIN-RB13000EE	184	CHAIN-LL-3/8	183	BRECT600L	193	BRE3606	193	BRET275	192
KIT-HDG5-5	269	CHAIN-RB13000	184	CHAIN-LL-5/16	183	BRECT650L	193	BRE3608	193	BRET288	192
KIT-HDG5-6	270	CHAIN-RB13000EJ	184	CHAIN-QL-1/2	183	BRECT700L	193	BRE3610	193	BRET300	192
KIT-HDG5-7	270	CHAIN-RB13000J	184	CHAIN-QL-1/4	183	BRECT750L	193	BRE3612	193	BRET306	192
KIT-HDG8-2	270	CHAIN-RB6600EE	184	CHAIN-QL-1/8	183	BRECT800L	193	BRE3616	193	BRET313	192
KIT-HDG8-3	271	CHAIN-RB7300	184	CHAIN-QL-3/16	183	BRECT850L	193	BRE3620	193	BRET325	192
KIT-HDG8-4	271	CHAIN-RB9200EE	184	CHAIN-QL3/8	183	BRECT900L	193	BRE3624	193	BRET338	192
KIT-HDG8-5	271	CHAIN-RB9200	184	CHAIN-QL-5/16	183	BRECT9410	193	BRE3628	193	BRET350	192
KIT-HDG8-6	272					BRECT9412	193	BRE3632	193	BRET356	192
KIT-HHMS-2	277	CHAIN-AC1/2GR80	181			BRECT9416	193	BRE3636	193	BRET363	192
KIT-HHMSF-2	277	CHAIN-AC3/8GR80	181	<b>Rope</b>		BRECT9420	193	BRE3704	193	BRET375	192
KIT-HNJ-2	284	CHAIN-AC9/32GR80	181	ROPE-1/2M	181	BRECT9424	193	BRE3706	193	BRET400	192
KIT-HTS-2	279	CHAIN-HT1/4GR43	180	ROPE-1/2NY	181	BRECT9428	193	BRE3708	193	BRET406	192
KIT-MBHS-2	276	CHAIN-HT3/8GR43	180	ROPE-1/4M	181	BRECT9432	193	BRE3710	193	BRET413	192
KIT-MELN-2	276	CHAIN-HT5/16GR43	180	ROPE-1/4NY	181	BRECT9436	193	BRE3712	193	BRET425	192
KIT-METG10.9-2	274	CHAIN-MC1/0	180	ROPE-1NY	181	BRECT9440	193	BRE3716	193	BRET456	192
KIT-METG10.9-3	275	CHAIN-MC2/0	180	ROPE-3/4M	181	BRECT9444	193	BRE3720	193	BRET475	192
KIT-METG10.9-4	275	CHAIN-MC2	180	ROPE-3/4NY	181	BRECT9448	193	BRE3724	193	BRET500	192
KIT-METRIC-2	273	CHAIN-MC4	180	ROPE-3/8M	181	BRECT9452	193	BRE3728	193	BRET525	192
KIT-METRIC-3	274	CHAIN-PC1/4GR30	180	ROPE-3/8NY	181			BRE3732	193	BRET550	192
KIT-METRIC-4	274	CHAIN-PC3/16GR30	180	ROPE-5/16M	181	<b>Liner</b>		BRE3736	193	BRET575	192
KIT-MET-SCHS-2	276	CHAIN-PC3/8GR30	180	ROPE-5/16NY	181	BRE9206	194			BRET600	192
KIT-MSCHS-2	275	CHAIN-PC5/16GR30	180	ROPE-5/8M	181	BRE9208	194	<b>Partially Cushioned</b>		BRET675	192
KIT-MSLN-2	276	CHAIN-SCC1/0	180	ROPE-5/8NY	181	BRE9210	194	CMC-1/2X1/4SS	194	BRET700	192
KIT-PFHTS-2	279	CHAIN-SCC2/0	180	WRC1/16	181	BRE9212	194	CMC-1/2X1/4	194	BRET725	192
KIT-POHMS-2	278	CHAIN-SCC2	180	WRC1/2	181	BRE9216	194	CMC-1/2X3/8	194	BRET750	192
KIT-PPHMS-2	278	CHAIN-SCC4	180	WRC1/4	181	BRE9220	194	CMC-1/4X1/4SS	194	BRET775	192
KIT-PPHTS-2	279	CHAIN-SJC12BR	180	WRC1/8	181	BRE9224	194	CMC-1/4X1/4	194	BRET800	192
KIT-SCFS-3	282	CHAIN-SJC-12SS	180	WRC1	181	BRE9228	194	CMC-1-1/2X1/4SS	194	BRET825	192
KIT-SET-2	281	CHAIN-SJC-12	180	WRC3/16	181	BRE9232	194	CMC-1-1/2X1/4	194	BRET850	192
KIT-SET-3	281	CHAIN-SJC14BR	180	WRC3/4	181	BRE9236	194	CMC-1-1/4X1/4SS	194	BRETBS213HD	192
KIT-SHCS-2	282	CHAIN-SJC-14	180	WRC3/8	181	BRE9240	194	CMC-1-1/4X1/4	194	BRETBS213	192
KIT-SLN-2	273	CHAIN-SJC-16	180	WRC5/16	181	BRE9244	194	CMC-1-1/4X3/8	194	BRETBS225HD	192
KIT-SLN-3	273	CHAIN-T1/2GR70D	180	WRC5/8	181	BRE9248	194	CMC-1-1/8X1/4SS	194	BRETBS225	192
KIT-TEK-2	280	CHAIN-T1/4GR70D	180	WRC7/8	181	BRE9252	194	CMC-1X1/4SS	194	BRETBS238HD	192
KIT-TKH-2	280	CHAIN-T3/8GR70D	180	WRS-AL/SLO2	182	BRE9256	194	CMC-1X1/4	194	BRETBS238	192
KIT-TKP-2	280	CHAIN-T5/16GR70D	180	WRS-AL/SLO3	182	BRE9260	194	CMC-1X3/8	194	BRETBS250HD	192
KIT-WN-2	284			WRS-AL/SLO4	182	BRE9264	194	CMC-3/4X1/4SS	194	BRETBS250	192
		<b>Hooks &amp; Shackles</b>		WRS-AL/SL1-2	182	BRE9272	194	CMC-3/4X3/8	194	BRETBS263HD	192
<b>Small Hardware</b>		AS-1/2	183	WRS-AL/SL1-5	182	BRE9406	194	CMC-3/8X1/4SS	194	BRETBS263	192
KIT-CLP-2	315	AS-1/4	183	WRS-AL-SL1-3	182	BRE9408	194	CMC-3/8X1/4	194	BRETBS275HD	192
KIT-CP-2	316	AS-1	183	WR-SUPER1	182	BRE9410	194	CMC-5/8X1/4SS	194	BRETBS275	192
KIT-CP-3	317	AS-3/16	183	WR-SUPER2	182	BRE9412	194	CMC-5/8X1/4	194	BRETBS288HD	192
KIT-GRM-2	317	AS-3/4	183	WRT1/4	182	BRE9416	194	CMC-5/8X3/8	194	BRETBS288	192
KIT-HP-2	316	AS-3/8	183	WRT1/8	182	BRE9420	194	CMC-7/8X1/4SS	194	BRETBS300HD	192
KIT-HPC-2	316	AS-5/16	183	WRT3/16	182	BRE9424	194	CMC-7/8X1/4	194	BRETBS300	192
KIT-KEST-2	318	AS-5/8	183	WRT3/8	182	BRE9428	194			BRETBS306HD	192
KIT-KEST-3	318	AS-7/16	183	WRT5/16	182	BRE9432	194	<b>Power Seal</b>		BRETBS306	192
KIT-MTSP-2	314	AS-7/8	183			BRE9436	194	BRE62006	193	BRETBS313HD	192
KIT-NNA-2	317	CHAIN-CGH1/2G43	182	<b>Snaps, Locks, &amp; Nuts</b>		BRE9440	194	BRE62008	193	BRETBS313	192
KIT-SNAP-2	315	CHAIN-CGH1/2G70	182	CHAIN-CL1/2GR80	183	BRE9444	194	BRE62010	193	BRETBS325HD	192
KIT-SPRING-2	317	CHAIN-CGH1/4G43	182	CHAIN-CL3/8GR80	183	BRE9448	194	BRE62012	193	BRETBS325	192
KIT-SRP-2	314	CHAIN-CGH1/4G70	182	CHAIN-CL9/32G80	183	BRE9452	194	BRE62016	193	BRETBS338HD	192
KIT-STP-2	315	CHAIN-CGH3/8G43	182	CHAIN-EYN1/2	183	BRE9456	194	BRE62020	193	BRETBS338	192
KIT-WK-2	318	CHAIN-CGH3/8G70	182	CHAIN-EYN3/4	183	BRE9460	194	BRE62024	193	BRETBS350HD	192
		CHAIN-CGH5/16G43	182	CHAIN-EYN3/8	183	BRE9464	194	BRE62028	193	BRETBS350	192
<b>Stainless Steel</b>		CHAIN-CGH5/16G70	182	CHAIN-EYN5/16	183	BRE9472	194	BRE62032	193	BRETBS356HD	192
KIT-SSCP-2	309	CHAIN-CSH1/2G43L	182	CHAIN-EYN5/8	183	<b>Marine</b>		BRE62036	193	BRETBS356	192
KIT-SSHC-2	304	CHAIN-CSH1/2G43	182	CHAIN-EYN7/8	183	BRE63006	194	BRE62040	193	BRETBS363HD	192
KIT-SSHC-3	305	CHAIN-CSH1/2G70L	182	CHAIN-SNPL1/4	183	BRE63008	194	BRE62044	193	BRETBS363	192
KIT-SSHC-72	304	CHAIN-CSH1/2G70	182	CHAIN-SNPL3/16	183	BRE63010	194	BRE62048	193	BRETBS375HD	192
KIT-SSHTS-2	307	CHAIN-CSH1/4G43L	182	<b>Straps</b>		BRE63012	194	BRE62406	193	BRETBS375	192
KIT-SSMETR-2	305	CHAIN-CSH1/4G43	182	LS-2-12-MW-EA	184	BRE63016	194	BRE62502	193	BRETBS400HD	192
KIT-SSMETR-3	305	CHAIN-CSH1/4G70L	182	RADR7-15	184	BRE63020	194	BRE64008	193	BRETBS400	192
KIT-SSPOHMS-2	306	CHAIN-CSH1/4G70	182	RADR7-21	184	BRE63024	194	BRE64010	193	BRETBS406HD	192
KIT-SSPOHTS-2	307	CHAIN-CSH3/8G43L	182	RADR7-31	184	BRE63028	194	BRE64012	193	BRETBS406	192
KIT-SSPPHMS-2	306	CHAIN-CSH3/8G43	182	RADR7-41	184	BRE63032	194	BRE64016	193	BRETBS413HD	192
KIT-SSPPHTS-2	307	CHAIN-CSH3/8G70L	182	RADR7-9	184	BRE63036	194	BRE64020	193	BRETBS413	192
KIT-SSRHMS-2	306	CHAIN-CSH5/16G43L	182	RS-1-16-M-S-HK	184	BRE63044	194	BRE64024	193	BRETBS425HD	192
KIT-SSTEK-2	308	CHAIN-CSH5/16G43	182	RS-2-30-LW-FH	184	BRE63048	194	BRE64028	193	BRETBS425	192
KIT-SSTKH-2	308	CHAIN-CSH5/16G70L	182	RS-2-30-W-FH	184	BRE63052	194	BRE64032	193	BRETBS450HD	192
KIT-SSTKP-2	308	CHAIN-CSH5/16G70	182	RS-27-LW-FH	184	BRE63056	194	BRE64036	193	BRETBS450	192
		HOOK-S10	183	RS-2-W-WH	184	BRE63060	194	BRE64040	193	BRETBS456HD	192
<b>CHAIN &amp; ACCESSORIES</b>		HOOK-S12	183	RS-3-30-L-FH	184	BRE63064	194	BRE64044	193	BRETBS456	192
		HOOK-S13	183	RS-4-30-L-FH	184	BRE63072	194	BRE64048	193	BRETBS475HD	192
<b>Aircraft Cable</b>		HOOK-S14	183	WS-2-27-FH	184	BRE63080	194			BRETBS475	192
WR1/16	181	HOOK-S2	183	WS-2-30-FH	184	BRE63400	194	<b>T-Bolt</b>		BRETBS500HD	192
WR1/4VC	181	HOOK-S3	183	WS-3-27-FH	184			BREBT450	192	BRETBS500	192
WR1/4	181	HOOK-S5	183	WS-3-30-FH4	184	<b>Miniature</b>		BREBT625	192	BRETBS525HD	192
WR1/8VC	181	HOOK-S6	183	WS-4-30-FH	184	BRE3504	193	BREBT650	192	BRETBS525	192
WR1/8	181	HOOK-S8	183			BRE3505	193	BREBT625	192	BRETBS550HD	192
WR3/16VC	181	HOOK-S9	183	<b>CLAMPS</b>		BRE3506	193	BRETB125	192	BRETBS550	192
WR3/16	181			Constant-Torque		BRE3508	193	BRETB130	192	BRETBS575HD	192
WR3/32VC	181	CHAIN-CNL-1/4	183	BRECT200L	193	BRE3510	193	BRETB158	192	BRETBS575	192
WR3/32	181	CHAIN-CNL-3/16	183	BRECT250L	193	BRE3512	193	BRETB163	192	BRETBS600HD	192
WR3/8VC	181	CHAIN-CNL-3/8	183	BRECT300L	193	BRE3516	193	BRETB175	192	BRETBS600	192
WR3/8	181	CHAIN-CNL-5/16	183			BRE3520	193	BRETB188	192	BRETBS625HD	192
						BRE3524	193	BRETB200	192	BRETBS650HD	192



BRETBS650	192	RN4W	031
BRETBS675HD	192	Y3WHS	032
BRETBS675	192	Y3W	031
BRETBS700HD	192	Y4WHS	032
BRETBS700	192	Y4W	032
BRETBS725HD	192	YN3W	031
BRETBS725	192	YN4W	031
BRETBS750HD	192		
BRETBS750	192		

### Vinyl Coated

CHV1/2X1/4	194		
CHV1/4X3/16	194		
CHV1X1/4	194		
CHV3/16X1/4	194		
CHV3/16X3/16	194		
CHV3/4X1/4	194		
CHV3/8X1/4	194		
COV1/2X1/4	194		
COV1/2X3/8	194		
COV1/4X1/4	194		
COV1/4X3/8	194		
COV1/8X1/4	194		
COV1/2X1/2	194		
COV1/2X1/4	194		
COV1/2X3/8	194		
COV1/4X1/2	194		
COV1/4X1/4	194		
COV1/4X3/8	194		
COV1/8X3/8	194		
COV1X1/2	194		
COV1X1/4	194		
COV1X3/8	194		
COV2/2X1/2	194		
COV2/2X1/4	194		
COV2/2X3/8	194		
COV2/4X1/2	194		
COV2/4X1/4	194		
COV2/4X3/8	194		
COV2/8X3/8	194		
COV2/3/4X1/2	194		
COV2/3/8X1/4	194		
COV2X1/2	194		
COV2X1/4	194		
COV2X3/8	194		
COV3/16X1/4	194		
COV3/4X1/2	194		
COV3/4X1/4	194		
COV3/4X3/8	194		
COV3/8X1/4	194		
COV3/8X3/8	194		
COV3X1/2	194		
COV3X3/8	194		
COV4X3/8	194		
COV5/16X1/4	194		
COV5/8X1/4	194		
COV5/8X3/8	194		
COV7/16X1/4	194		
COV7/16X3/8	194		
COV7/8X1/4	194		
COV7/8X3/4	194		

### V-Band

BREVT10288	193		
BREVT10321	193		
BREVT10382	193		
BREVT10413	193		
BREVT10419	193		
BREVT10425	193		
BREVT10450	193		
BREVT10461	193		
BREVT10475	193		
BREVT10525	193		
BREVT10588	193		

## CONNECTORS & TERMINALS

### 3 & 4 Way Connectors

B3WHS	032		
B3W	031		
B4WHS	032		
B4W	032		
BN3W	031		
BN4W	031		
R3WHS	032		
R3W	031		
R4WHS	032		
R4W	032		
RN3W	031		

### Block Spade

<b>Terminals</b>			
B10SN	029		
B4SN	029		
B6SN	029		
B8SN	029		
BN10SN	029		
BN6SN	029		
BN8SN	029		
R10SN	029		
R4SN	029		
R6SN	029		
R8SN	029		
RN10SN	029		
RN4SN	029		
RN6SN	029		
RN8SN	029		
Y10SN	029		
Y6SN	029		
Y8SN	029		
YN10SN	029		
YN6SN	029		
YN8SN	029		

### Closed-End

<b>Connectors</b>			
BDEC	032		
RDEC	032		
YDEC	032		

### Copper

SBC-1/0	033		
SBC-10	033		
SBC-12	033		
SBC-2/0	033		
SBC-2	033		
SBC-3/0	033		
SBC-4/0	033		
SBC-4	033		
SBC-6	033		
SBC-8	033		

### Disconnects

BFF-110	031		
BFF-187	031		
BFF-250	031		
BFFHS-250	031		
BFM-187	031		
BFM-250	031		
BFMHS-250	031		
BNFF-110	030		
BNFF-187	030		
BNFF-250	030		
BNFM-187	030		
BNFM-250	030		
BNIFF-187	031		
BNIFF-250	031		
BNIFFHS-250	031		
BNIFFL-250	031		
BNIFM-187	031		
BNIFM-250	031		
BNIFMHS-250	031		
RFF-187	031		
RFF-250	031		
RFFHS-250	031		
RFM-187	031		
RFM-250	031		
RFMHS-250	031		
RNFF-187	030		
RNFF-250	030		
RNFM-187	030		
RNFM-250	030		
RNIFF-187	031		
RNIFF-250	031		
RNIFFHS-250	031		
RNIFFL-187	031		
RNIFFL-250	031		
RNIFM-187	031		
RNIFM-250	031		
RNIFMHS-250	031		
YFF-250	031		
YFF-375	031		
YFFHS-250	031		
YFM-250	031		
YFMHS-250	031		
YNFF-250	030		

### Flanged Fork

<b>Terminals</b>			
B10F	029		
B6F	029		
B8F	029		
BN10F	029		
BN6F	029		
BN8F	029		
R10F	029		
R6F	029		
R8F	029		
RN10F	029		
RN6F	029		
RN8F	029		
Y10F	029		
Y6F	029		
Y8F	029		
YN10F	029		
YN6F	029		
YN8F	029		

### GA Connectors

BIL412	032		
BIL414	032		
BIL438	032		
BIL4516	032		
BIL4SC	032		
BIL610	032		
BIL612	032		
BIL614	032		
BIL638	032		
BIL6516	032		
BIL6SC-SD	032		
BIL6SC	032		
BIL810	032		
BIL812	032		
BIL814	032		
BIL838	032		
BIL8516	032		
BIL858	032		
BIL8SC-SD	032		
BIL8SC	032		
BILN610	032		
BILN612	032		
BILN614	032		
BILN638	032		
BILN6516	032		
BILN658	032		
BILN6SC-SD	032		
BILN6SC	032		
BILN810	032		
BILN812	032		
BILN814	032		
BILN838	032		
BILN8516	032		
BILN858	032		
BILN8SC-SD	032		
BILN8SC	032		
BL1012	032		
BL1014FLF	032		
BL1014	032		
BL1038FLF	032		
BL1038	032		
BL10516FLF	032		
BL10516	032		
BL1058	032		
BL10SC	032		
BL2012FLF	032		
BL2012	032		
BL2014	032		
BL2038FLF	032		
BL2038	032		
BL20516FLF	032		
BL20516	032		
BL20SC	032		
BL212	032		
BL214	032		
BL238FLF	032		
BL238	032		
BL2516FLF	032		
BL2516	032		
BL2SC	032		
BL3012FLF	032		
BL3012	032		
BL3038FLF	032		
BL3038	032		

BL30516FLF	032		
BL30SC	032		
BL4012FLF	031		
BL4012	031		
BL4014	031		
BL4038FLF	032		
BL4038	032		
BL40516FLF	032		
BL40516	032		
BL40SC	032		
BL410	032		
BL412	032		
BL414	032		
BL438FLF	032		
BL438	032		
BL4516FLF	032		
BL4516	032		
BL458	032		
BL4SC	032		
BL610	032		
BL612	032		
BL614	032		
BL638	032		
BL6516	032		
BL658	032		
BL6SC-SD	032		
BL6SC	032		
BL810HS	033		
BL810	032		
BL812	032		
BL814HS	033		
BL814	032		
BL838HS	033		
BL838	032		
BL8516HS	033		
BL8516	032		
BL858	032		
BL8SCHS-SD	033		
BL8SCHS	033		
BL8SC-SD	032		
BL8SC	032		

### Hook Terminals

B10H	029		
B6H	032		
B8H	032		
BN10H	029		
BN6H	029		
BN8H	029		
R10H	032		
R6H	029		
R8H	029		
RN10H	029		
RN6H	029		
RN8H	029		
Y10H	032		
Y6H	032		
Y8H	032		
YN10H	032		
YN6H	032		
YN8H	032		

### Piggy Back

<b>Connectors</b>			
BNPBF-250	031		
RNPBF-250	031		

### Ring Connectors

B10RHS	028		
B10R	028		
B12RHS	032		
B12R	032		
B14RHS	032		
B14R	032		
B38RHS	032		
B38R	032		
B4R	032		
B516RHS	032		
B516R	032		
B6RHS	032		
B6R	032		
B8RHS	032		
B8R	032		
BL38HS	032		
BL516HS	032		
BL810HS	032		
BL812HS	032		
BL814HS	032		
BN10R	032		
BN12R	032		
BN14R	032		
BN38R	032		
BN4R	032		
BN516R	032		

### Spade Terminals

B10SHS	028		
B10S	028		
B6SHS	028		
B6S	028		
B8SHS	028		
B8S	028		
BN10S	028		
BN6S	028		
BN8S	028		
R10SHS	028		
R10S	028		
R6SHS	028		
R6S	028		
R8SHS	028		
R8S	028		
RN10S	028		
RN6S	028		
RN8S	028		
Y10SHS	028		
Y10S	028		
Y14SHS	028		
Y6SHS	028		
Y6S	028		
Y8SHS	028		

# INDEX BY PART #

# 18

<b>Bases</b>		BT-1-2N	036	BT-SSP10	037	POL54-430	046	CONV11/4HT	040	LITAGA-25	043
DUR304BS	259	BT-1-2PCC	036	BT-SSP-1	037	POL54-440	046	CONV11/4	040	LITAGA-2	043
DUR304S	259	BT-1-2P	036	BT-SSP20	037	POL54-510PL	046	CONV11/8	040	LITAGA-30	043
DUR304	258, 259	BT-1-2ST	037	BT-SSP-2	037	POL54-515PL	046	CONV13/4	040	LITAGA-3	043
DUR311	259	BT-15M	036	BT-SSP30	037	POL54-515	046	CONV1HT	040	LITAGA-5	043
DUR364	259	BT-20NCC	036	BT-SSP-4	037	POL54-520PL	046	CONV1	040	LITAGA-6	043
<b>Bins</b>		BT-20NFLCC	036	BT-USMA	037	POL54-520	046	CONV2	040	LITAGA-71/2	043
DUR357	258	BT-20NFL	036	<b>Circuit Breakers</b>							
DUR359	258	BT-20NLACC	036	BUS17410	048	POL54-525	046	CONV3/4HT	040	LITAGC-10	043
DUR360	258	BT-20NLA	036	BUS17415	048	POL54-530PL	046	CONV3/4	040	LITAGC-11/2	043
DUR361	258	BT-20NRACC	036	BUS17420	048	POL54-530	046	CONV3/8HT	040	LITAGC-15	043
DUR363	258	BT-20NRA	036	BUS17425	048	POL54-535PL	046	CONV3/8LC	040	LITAGC-1	043
DUR398	258	BT-20N	036	BUS17430	048	POL54-535	046	CONV3/8OT	040	LITAGC-20	043
DUR399	258	BT-20PCC	036	BUS184150	048	POL54-540	046	CONV3/8R	040	LITAGC-21/2	043
<b>Boxes &amp; Inserts</b>		BT-20PFLCC	036	BUS185050F	048	POL54-550PL	046	CONV3/8T	040	LITAGC-25	043
DUR102INSERT	258	BT-20PFL	036	BUS185060F	048	POL54-550	046	CONV3/8Y	040	LITAGC-2	043
DUR102	258	BT-20PLACC	036	BUS185080F	048	POL54-630PL	047	CONV3/8	040	LITAGC-30	043
DUR107INSERT	258	BT-20PLA	036	BUS185100F	048	POL54-640PL	047	CONV5/16HT	040	LITAGC-35	043
DUR107	258	BT-20PRACC	036	BUS185100F	048	POL54-650PL	047	CONV5/16	040	LITAGC-3	043
DUR109INSERT	258	BT-20PRA	036	BUS185150F	048	POL54-705	046	CONV5/8HT	040	LITAGC-4	043
DUR109	258	BT-20P	036	BUS19115	048	POL54-710	046	CONV5/8	040	LITAGC-5	043
DUR111INSERT	258	BT-20PSTFL	037	BUS19120	048	POL54-715	046	CONV7/16	040	LITAGC-6	043
DUR111	258	BT-20ST	037	BUS19125	048	POL54-720	046	CONV7/8	040	LITAGC-71/2	043
DUR113INSERT	258	BT-25M	036	BUS19130	048	POL54-725	046	EXSLV-1/2BK	041	LITAGC-8	043
DUR113	258	BT-30NCC	036	BUS19130	048	POL54-730	046	EXSLV-1/4BK	041	LITAGC-1/2	043
DUR115INSERT	258	BT-30NFLCC	036	BUS21110	048	POL54-831 (24VDC)	046	EXSLV-3/4BK	041	LITAGU-10	043
DUR115	258	BT-30NFL	036	BUS21115	048	POL54-850PL	047	EXSLV-3/8BK	041	LITAGU-15	043
DUR117INSERT	258	BT-30NLACC	036	BUS21120	048	POL54-851PL	047	<b>Flashers</b>			
DUR117	258	BT-30NLA	036	BUS21125	048	POL54-852PL	047	CEC-EF22	049	LITAGU-20	043
DUR119INSERT	258	BT-30NRACC	036	BUS21130	048	POL54-853PL	047	CEC-EF23	049	LITAGU-25	043
DUR119	258	BT-30NRA	036	BUS21210	048	POL54-854PL	047	CEC-EF27	049	LITAGU-2	043
DUR125INSERT	258	BT-30N	036	BUS21215	048	POL54-870PL	047	CEC-EF29	049	LITAGU-30	043
DUR125	258	BT-30PCC	036	BUS21220	048	POL54-871PL	047	CEC-EF31	049	LITAGU-35	043
<b>Cabinets</b>		BT-30PFLCC	036	BUS21230	048	POL54-872PL	047	CEC-EF32	049	LITAGU-3	043
DUR005	259	BT-30PFL	036	BUS22110	048	POL54-873PL	047	CEC-EF33	049	LITAGU-40	043
DUR007	259	BT-30PLACC	036	BUS22115	048	POL54-874PL	047	CEC-EF34	049	LITAGU-4	043
DUR013	259	BT-30PLA	036	BUS22120	048	POL54-874PL	047	CEC-EF34	049	LITAGU-50	043
DUR030	259	BT-30PRACC	036	BUS22125	048	POL54-891PL	046	CEC-EF40	049	LITAGU-5	043
DUR031	259	BT-30PRA	036	BUS22130	048	POL54-892PL	046	CEC-EF41	049	LITAGU-5	043
DUR032	259	BT-30P	036	BUS22210	048	POL54-893PL	046	CEC-EF42	049	LITAGU-60	043
DUR033	259	BT-30STFL	037	BUS22215	048	POL54-894PL	046	CEC-EF43	049	LITAGW-11/2	043
DUR032	259	BT-30ST	037	BUS22220	048	POL54-901PL	046	CEC-EF43	049	LITAGW-15	043
DUR033	259	BT-3WF-N	037	BUS22225	048	POL54-902PL	046	CEC-TF550	049	LITAGW-1	043
DUR297	260	BT-3WF-P	037	BUS22230	048	POL54-903PL	046	CEC-TF552/536	049	LITAGW-20	043
DUR579	260	BT-3W-N	037	BUS22310	048	POL54-904PL	046	CEC-TF569	049	LITAGW-21/2	043
DUR581	260	BT-3W-P	037	BUS22315	048	POL54-910	047	CEC-TF575	049	LITAGW-30	043
DUR582	260	BT-40NCC	036	BUS22320	048	POL54-911	047	FL536	049	LITAGW-3	043
DUR583	260	BT-40NFLCC	036	BUS22325	048	POL54-912	047	FL537	049	LITAGW-4	043
<b>Racks</b>		BT-40NFL	036	BUS22330	048	POL54-950	046	FL550	049	LITAGW-5	043
302-15.75	259	BT-40N	036	KLIX-SDLA-40	047	POL54-951	046	FL552	049	LITAGW-6	043
303B-15.75	259	BT-40PCC	036	KLIX-SDLA-50	047	POL54-953	046	FL569	049	LITAGX-20	043
303B-16.75	259	BT-40PFLCC	036	KLIX-SDLA-60	047	POL54-954	046	FL575	049	LITAGX-25	043
DUR302	258	BT-40PFL	036	KLIX-SDLA-70	047	POL54-955	046	FL850/5X	049	LITAGX-2	043
DUR303	258	BT-40P	036	KLIX-SDLA-80	047	POL54-956	046	FL852/5X	049	LITAGX-3	043
DUR305B	259	BT-40STFL	037	KLIX-SDLM-40	047	POL54-957	047	<b>Fuse Accessories</b>			
DUR309B	259	BT-40ST	037	KLIX-SDLM-60	047	POL54-958	047	LIT298900	045	LITATO-10	043
DUR310B	259	BT-4NCC	036	KLIX-SDLM-70	047	POL54-959	047	LIT498900	045	LITATO-15	043
DUR321BDR	259	BT-4N	036	LITFHA-200	048	POL54-960	047	LITMAB-1	045	LITATO-1	043
DUR321B	259	BT-4PCC	036	LITFHA-200	048	POL54-970	047	POL52-214	045	LITATO-20	043
DUR367	260	BT-4P	036	LITFHM-200	049	POL54-971	047	POL52-244	046	LITATO-25	043
DUR368	260	BT-4SM	036	MP1600-037-100	048	POL54-972	047	POL52-245	046	LITATO-2	043
DUR381	260	BT-4ST	037	MP1600-037-150	048	POL54-975	047	POL52-246	046	LITATO-3	043
DUR383	260	BT-4UCC	036	MP1600-037-200	048	POL54-976	047	POL52-247	046	LITATO-4	043
DUR384	260	BT-4U	036	MP1600-037-250	048	POL54-977	047	POL52-270	046	LITATO-5	043
DUR90508S702	259	BT-60A	037	MP1600-037-300	048	POL54-981	047	POL52-271	046	LITATO-71/2	043
DUR90708S129	259	BT-60	037	POL54-100PL	046	POL54-982	047	POL52-272	046	LITGBC-16	043
DURMWSRLP	260	BT-8882/OL	037	POL54-115	046	POL54-983	047	POL52-273	046	LITGBC-25	043
<b>ELECTRICAL COMPONENTS</b>		BT-888L	037	POL54-120PL	046	<b>Convolution Split</b>					
<b>Battery Terminals</b>		BT-888SM	036	POL54-125PL	046	<b>Loom</b>					
<b>Battery Terminal Accessories</b>		BT-RAMN	037	POL54-125	046	ALB1/2	040	POL52-410	045		
BT-10NCC	036	BT-RAMP	037	POL54-130PL	046	ALB1/4	040	POL52-412	045		
BT-10NFLCC	036			POL54-130	046	ALB3/16	040	<b>Fuse Holders</b>			
BT-10NFL	036	BT-821	037	POL54-135PL	046	ALB3/4	040	BUSFHB	045	LITJAS60	044
BT-10NLACC	036	BT-BNBC-1	037	POL54-140	046	ALB3/8	040	BUSHHB	045	LITMAX-20	043
BT-10NLA	036	BT-BNBC-2	037	POL54-150PL	046	ALB5/16	046	LITFHA-1	044	LITMAX-25	043
BT-10NRACC	036	BT-BNBC-3	037	POL54-150PL	046	ALB5/8	040	LITFHA-2	044	LITMAX-30	043
BT-10NRA	036	BT-BNBC	037	POL54-150PL	046	CON1/2R	040	LITFHA-30	044	LITMAX-40	043
BT-10N	036	BT-FPN	037	POL54-150PL	046	CON1/4	040	LITFHAC-1	044	LITMAX-50	043
BT-10PCC	036	BT-FPP	037	POL54-220	046	CON3/4R	040	LITFHAC-2	044	LITMAX-60	043
BT-10PFLCC	036	BT-FPU	037	POL54-225	046	CON3/4WH	040	LITFHAC-2	045	LITMAX-70	043
BT-10PFL	036	BT-MFSNB	037	POL54-230PL	046	CONV1/2HT	040	LITFHM-1	044	LITMAX-80	043
BT-10PPL	036	BT-MFSNR	037	POL54-230PL	046	CONV1/2LC	040	LITFHM-2	044	LITMAX-100	043
BT-10PLACC	036	BT-MFSN	037	POL54-240PL	046	CONV1/2OT	040	LITFHP-1	045	LITMEG-180	044
BT-10PLA	036	BT-MFSSNB	037	POL54-240PL	046	CONV1/2R	040	LITFMAH-1	045	LITMEG125	044
BT-10PRACC	036	BT-MFSSNR	037	POL54-240PL	046	CONV1/2T	040	LITFNY-1	045	LITMEG170	044
BT-10PRA	036	BT-MPN	036	POL54-250PL	046	CONV1/2Y	040	LITFNY-30	045	LITMEG200	044
BT-10P	036	BT-MPP	036	POL54-250	046	CONV1/2	040	<b>Fuses</b>			
BT-10SM	036	BT-SAN	036	POL54-311PL	047	CONV1/4HT	040	LITAGA-10	043	LITMID40	044
BT-10STFL	037	BT-SAP	036	POL54-321PL	047	CONV1/4LC	040	LITAGA-11/2	043	LITMID50	044
BT-10ST	037	BT-SMB-L	037	POL54-331PL	047	CONV1/4OT	040	LITAGA-15	043	LITMID80	044
BT-1-2NCC	036	BT-SMB	037	POL54-410	046	CONV1/4T	040	LITAGA-1	043	LITMIN-10	042
				POL54-415	046	CONV1/4Y	040	LITAGA-20	043	LITMIN-15	042
				POL54-420	046	CONV1/8	040	LITAGA-21/2	043	LITMIN-20	042
						CONV11/2	040				



# INDEX BY PART #

# 18

CP1162	024	HPC1/16X1-3/32	024	FEN382ET	013	FW5/16ET	012	FWW7/8	011	HC51220414	017
CP11634	024	HPC1/16X1-5/16	024	FEN382	012	FW5/16F436	012	FWW8-1/2	011	HC51220434	017
CP1163	024	HPC1/16X1-7/8	024	FEN516112	012	FW5/16	011	FWW8-1/4	011	HC512204	017
CP122	024	HPC1/32X19/32	024	FEN516114ET	013	FW5/8ET	012	FWW8-1-1/2	011	HC51220512	017
CP123	024	HPC1/32X7/16	024	FEN516114	012	FW5/8F436	012	FWW8-1-1/4	011	HC51220514	017
CP124	024	HPC1/4X4	024	FEN5161ET	013	FW5/8	011	FWW8-1-1/8	011	HC512205	017
CP125	024	HPC1/4X5-1/8	024	FEN5161	012	FW5-1/2	011	FWW8-1	011	HC51220612	017
CP126	024	HPC1/8X1-15/16	024	FEN5162ET	013	FW5-1/4	011	FWW8-3/4	011	HC512206	017
CP132112	024	HPC1/8X1-9/16	024	FEN5162	012	FW5-1-1/2	011	FWW8-3/8	011	HC51220712	017
CP1321	024	HPC1/8X2-1/2	024			FW5-1-1/4	011	FWW8-5/16	011	HC5122078	017
CP14112	024	HPC1/8X2-9/16	024			FW5-1-1/8	011	FWW8-5/8	011	HC512207	017
CP14114	024	HPC1/8X7/8	024			FW5-1-3/4	011	FWW8-7/16	011	HC51220812	017
CP14134	024	HPC3/16X3-1/4	024			FW5-1	011	FWW8-7/8	011	HC512208	017
CP141	024	HPC3/16X3-3/4	024			FW5-2	011	FWW8-9/16	011	HC51220912	017
CP14212	024	HPC3/32X1-1/8	024			FW5-3/4	011	FWW9/16ET	012	HC512209	017
CP142	024	HPC3/32X1-5/8	024			FW5-3/8	011	FWW9/16	011	HC51420112	014
CP14312	024	HPC3/32X2-1/2	024			FW5-5/16	011			HC51420112	014
CP143	024	HPC3/32X2-5/16	024			FW5-5/8	011			HC51420114	014
CP14412	024	HPC3/32X2	024			FW5-7/16	011			HC5142012	014
CP144	024	HPC3/64X1-9/16	024			FW5-7/8	011			HC51420134	014
CP145	024	HPC3/64X19/32	024			FW5-9/16	011			HC51420134	014
CP146	024	HPC3/64X1	024			FW6	011			HC514201	014
CP18112	024	HPC3/64X7/16	024			FW7/16ET	012			HC51420134	014
CP18114	024	HPC5/16X4-1/16	024			FW7/16F436	012			HC51420214	014
CP1812	024	HPC5/32X2-15/16	024			FW7/16	011			HC51420214	014
CP18134	024	HPC5/32X3-5/16	024			FW7/8ET	012			HC51420312	014
CP181	024	HPC5/64X1-3/16	024			FW7/8F436	012			HC51420314	014
CP18212	024	HPC5/64X1-9/16	024			FW7/8	011			HC51420334	014
CP182	024	HPC7/64X1-1/4	024			FW8-1/2	012			HC5142034	014
CP18312	024					FW8-1/4	012			HC514203	014
CP1834	024					FW8-1-1/2	012			HC51420412	014
CP183	024					FW8-1-1/4	012			HC514204	014
CP316112	024					FW8-1-1/8	012			HC51420512	014
CP316114	024					FW8-1-3/4	012			HC5142058	014
CP316134	024					FW8-1	012			HC514205	014
CP3161	024					FW8-2	012			HC514206	014
CP316212	024					FW8-3/4	012			HC5142078	014
CP3162	024					FW8-3/8	012			HC51428112	016
CP316312	024					FW8-5/16	012			HC51428114	016
CP316314	024					FW8-5/8	012			HC5142812	016
CP31634	024					FW8-7/16	012			HC51428134	016
CP3163	024					FW8-7/8	012			HC514281	016
CP3164	024					FW8-9/16	012			HC51428212	016
CP332112	024					FW8	011			HC51428214	016
CP332114	024					FW9/16ET	012			HC514282212	016
CP33212	024					FW9/16	011			HC51428214	016
CP332134	024					FWW1/2ET	012			HC51428234	016
CP3321	024					FWW1/2ET	012			HC514282	016
CP332212	024					FWW1/2	011			HC51428312	016
CP3322	024					FWW1/4ET	012			HC51428314	016
CP33234	024					FWW1/4	011			HC51428334	016
CP3323	024					FWW1-1/2ET	012			HC5142834	016
CP36412	024					FWW1-1/2	011			HC5142834	016
CP3641	024					FWW1-1/4ET	012			HC514284	016
CP38112	024					FWW1-1/4	011			HC51428412	016
CP38212	024					FWW1-1/8ET	012			HC514284	016
CP382	024					FWW1-1/8	011			HC51428512	016
CP383	024					FWW1-3/4	011			HC51428512	016
CP384	024					FWW1-3/8	011			HC5142858	016
CP385	024					FWW1-5/8	011			HC514285	016
CP386	024					FWW1-7/8	011			HC514286	016
CP516112	024					FWW1ET	012			HC514286	016
CP516114	024					FW1/2ET	011			HC5142878	016
CP516134	024					FW1/2F436	012			HC51810	016
CP5161	024					FW1/2	011			HC518112	016
CP516212	024					FW1/4ET	012			HC51811	016
CP5162	024					FW1/4F436	012			HC518134	016
CP5163	024					FW1/4	011			HC51816	016
CP5164	024					FW10	011			HC518212	016
CP5165	024					FW1-1/2F436	012			HC518214	016
CP5166	024					FW1-1/2	011			HC518234	016
CP532112	024					FW1-1/4F436	012			HC5182	016
CP532134	024					FW1-1/4	011			HC518312	016
CP5321	024					FW1-1/8F436	012			HC518314	016
CP532212	024					FW1-1/8	011			HC518312	016
CP532214	024					FW12	011			HC518334	016
CP5322	024					FW1-3/4F436	012			HC5183	016
CP532312	024					FW1-3/8F436	012			HC518334	016
CP5323	024					FW1-5/8F436	012			HC518378	016
CP5324	024					FW1-7/8F436	012			HC518712	016
CP5641	024					FW1ET	012			HC5187	016
CP5642	024					FW1F436	012			HC518812	016
CP56434	024					FW1	011			HC5188	016
CP7166	024					FW3/16	011			HC518812	016
CP7322	024					FW3/4ET	012			HC5188	016
CP7323	024					FW3/4F436	012			HC5189	016
CP764112	024					FW3/4	011			HC5341010	015
CP764114	024					FW3/8ET	012			HC53410112	015
CP76412	024					FW3/8F436	012			HC53410114	015
CP7641	024					FW3/8	011			HC5341011	015
CP7642	024					FW4	011			HC5341012	015
CP76434	024						012			HC5341012	015
										HC534101234	015

HC534102	015	HC53824512	016	HC558181	017	HC578149	017	HC81213114	018	HC81428334	020
HC53410312	015	HC5382458	016	HC55818212	017	HC578896	016	HC8121312	019	HC8142834	020
HC53410314	015	HC5382458	016	HC55818214	017	HC578910	016	HC81213134	018	HC814283	020
HC53410334	015	HC538245	016	HC55818234	017	HC5789112	015	HC8121313	019	HC81428412	020
HC534103	015	HC53824612	016	HC558182	017	HC578911	016	HC812131	018	HC814284	020
HC53410412	015	HC538246	016	HC55818312	017	HC5789134	015	HC81213212	018	HC81428512	020
HC53410414	015	HC5382478	016	HC55818314	017	HC578913	016	HC81213214	018	HC8142858	020
HC53410434	015	HC538247	016	HC55818334	017	HC5789212	015	HC81213234	018	HC814285	020
HC534104	015	HC551618112	014	HC558183	017	HC5789214	015	HC812132	018	HC814286	020
HC53410512	015	HC551618114	014	HC55818412	017	HC5789234	015	HC81213312	018	HC8142878	020
HC534105	015	HC55161812	014	HC55818414	017	HC57892	015	HC81213314	018	HC81810	019
HC53410612	015	HC551618134	014	HC55818434	017	HC5789312	016	HC81213334	018	HC818112	019
HC534106	015	HC5516181	014	HC558184	017	HC5789314	015	HC8121334	018	HC81811	019
HC53410712	015	HC551618212	014	HC55818512	017	HC5789334	016	HC812133	018	HC818134	019
HC534107	015	HC551618214	014	HC55818514	017	HC57893	015	HC81213412	019	HC81816	019
HC53410812	015	HC551618234	014	HC55818534	017	HC5789412	016	HC81213414	018	HC818212	019
HC534108	015	HC5516182	014	HC558185	017	HC57894	016	HC81213434	019	HC818214	019
HC53410912	015	HC551618312	014	HC55818612	017	HC5789512	016	HC812134	018	HC818234	019
HC534109	015	HC551618314	014	HC558186	017	HC57895	016	HC81213512	019	HC8182	019
HC5341610	017	HC551618334	014	HC55818712	017	HC5789612	016	HC81213514	019	HC818312	019
HC53416112	017	HC55161834	014	HC558187	017	HC5789712	016	HC812135	019	HC818314	019
HC53416114	017	HC5516183	014	HC55818812	017	HC57897	016	HC81213612	019	HC818334	019
HC5341611	017	HC551618412	014	HC558188	017	HC5789812	016	HC812136	019	HC8183	019
HC5341612	017	HC5516184	014	HC55818912	017	HC57898	016	HC81213712	019	HC818412	019
HC53416134	017	HC551618512	014	HC558189	017	HC57899	016	HC812137	019	HC8184	019
HC5341613	017	HC55161858	014	HC571614112	015	HC591512512	015	HC81213812	019	HC818512	019
HC534161	017	HC5516185	014	HC571614114	015	HC591612112	015	HC812138	019	HC8185	019
HC53416212	017	HC551618612	014	HC571614134	015	HC591612114	015	HC81213912	019	HC818612	019
HC53416214	017	HC5516186	014	HC5716141	015	HC591612134	015	HC812139	019	HC8186	019
HC53416234	017	HC55161878	014	HC571614212	015	HC5916121	015	HC8122010	020	HC818712	019
HC534162	017	HC5516187	014	HC571614214	015	HC591612212	015	HC81220112	020	HC8187	019
HC53416312	017	HC551624112	016	HC571614234	015	HC591612214	015	HC81220114	020	HC818812	019
HC53416314	017	HC551624114	016	HC5716142	015	HC591612234	015	HC8122012	020	HC8188	019
HC53416334	017	HC55162412	016	HC571614312	015	HC5916122	015	HC81220134	020	HC818912	019
HC534163	017	HC551624134	016	HC571614314	015	HC591612312	015	HC8122013	020	HC8189	019
HC53416412	017	HC5516241	016	HC571614334	015	HC591612334	015	HC812201	020	HC8341010	019
HC53416414	017	HC551624212	016	HC57161434	015	HC5916123	015	HC81220212	020	HC83410112	019
HC53416434	017	HC551624214	016	HC5716143	015	HC591612412	015	HC81220214	020	HC83410114	019
HC534164	017	HC551624234	016	HC571614412	015	HC5916124	015	HC81220234	020	HC8341011	019
HC53416512	017	HC5516242	016	HC571614414	015	HC591612514	015	HC812202	020	HC8341012	019
HC534165	017	HC551624312	016	HC5716144	015	HC5916125	015	HC81220312	020	HC83410134	019
HC53416612	017	HC551624314	016	HC571614512	015	HC591612612	015	HC81220314	020	HC8341013	019
HC534166	017	HC551624334	016	HC571614534	015	HC5916126	015	HC81220334	020	HC834101	019
HC53416712	017	HC55162434	016	HC5716145	015	HC591612712	015	HC8122034	020	HC83410212	019
HC534167	017	HC5516243	016	HC571614612	015	HC5916127	015	HC812203	020	HC83410214	019
HC53416812	017	HC5516244	016	HC571614634	015	HC5916128	015	HC81220412	020	HC83410234	019
HC534168	017	HC551624412	016	HC5716146	015	HC591618112	017	HC81220414	020	HC834102	019
HC53416912	017	HC551624512	016	HC571620112	016	HC591618114	017	HC81220434	020	HC83410312	019
HC534169	017	HC55162458	016	HC571620114	016	HC591618134	017	HC812204	020	HC83410314	019
HC53816112	014	HC5516245	016	HC571620134	016	HC5916181	017	HC81220512	020	HC83410334	019
HC53816114	014	HC551624612	016	HC5716201	016	HC591618212	017	HC81220514	020	HC834103	019
HC5381612	014	HC5516246	016	HC571620212	016	HC591618214	017	HC812205	020	HC83410412	019
HC53816134	014	HC55162478	016	HC571620214	016	HC591618234	017	HC81220612	020	HC83410414	019
HC538161	014	HC5516247	016	HC571620234	016	HC5916182	017	HC812206	020	HC83410434	019
HC53816212	014	HC5581110	015	HC571620234	016	HC591618312	017	HC81220712	020	HC834104	019
HC53816214	014	HC55811112	015	HC5716202	016	HC591618334	017	HC8122078	020	HC83410512	019
HC53816234	014	HC55811114	015	HC571620312	016	HC5916183	017	HC812207	020	HC834105	019
HC538162	014	HC5581111	015	HC571620314	016	HC591618412	017	HC81220812	020	HC83410612	019
HC53816312	014	HC5581112	015	HC571620334	016	HC5916184	017	HC812208	020	HC834106	019
HC53816314	014	HC55811134	015	HC57162034	016	HC591618512	017	HC81220912	020	HC83410712	019
HC53816334	014	HC5581114	015	HC5716203	016	HC5916185	017	HC812209	020	HC834107	019
HC5381634	014	HC5581115	015	HC571620412	016	HC591618612	017	HC81420112	018	HC83410812	019
HC538163	014	HC5581116	015	HC571620414	016	HC5916186	017	HC81420114	018	HC834108	019
HC53816412	014	HC558111	015	HC5716204	016	HC591618712	017	HC8142012	018	HC834109	019
HC53816414	014	HC55811212	015	HC571620512	016	HC5916187	017	HC81420134	018	HC83410912	019
HC53816434	014	HC55811214	015	HC571620534	016	HC5916188	017	HC814201	018	HC83410912	021
HC538164	014	HC55811234	015	HC5716205	016	HC811410	021	HC81420212	018	HC834109	021
HC53816512	014	HC558112	015	HC571620612	016	HC8114112	021	HC81420214	018	HC8341610	021
HC5381658	014	HC55811312	015	HC571620634	016	HC811411	021	HC81420234	018	HC83416112	021
HC538165	014	HC55811314	015	HC5716206	016	HC8114134	021	HC814202	018	HC83416114	021
HC53816612	015	HC55811334	015	HC5781410	017	HC811416	021	HC81420312	018	HC8341611	021
HC538166	015	HC558113	015	HC57814112	017	HC8114212	021	HC81420314	018	HC8341612	021
HC5381678	014	HC55811412	015	HC5781411	017	HC8114214	021	HC81420334	018	HC83416134	021
HC538167	015	HC55811414	015	HC57814134	017	HC8114234	021	HC8142034	018	HC8341613	021
HC53824112	016	HC55811434	015	HC5781413	017	HC81142	021	HC814203	018	HC834161	021
HC53824114	016	HC558114	015	HC57814212	017	HC8114312	021	HC81420412	018	HC83416212	021
HC5382412	016	HC55811612	015	HC57814214	017	HC8114314	021	HC814204	018	HC83416214	021
HC5382412	016	HC558116	015	HC57814234	017	HC8114334	021	HC81420512	018	HC83416234	021
HC53824134	016	HC55811712	015	HC578142	017	HC81143	021	HC8142058	018	HC834162	021
HC538241	016	HC558117	015	HC57814312	017	HC8114412	021	HC814205	018	HC83416312	021
HC53824212	016	HC55811812	015	HC57814314	017	HC81144	021	HC814206	018	HC83416314	021
HC53824214	016	HC558118	015	HC57814334	017	HC81145	021	HC8142078	018	HC83416334	021
HC53824234	016	HC55811912	015	HC578143	017	HC8114512	021	HC81428112	020	HC834163	021
HC538242	016	HC558119	015	HC57814412	017	HC8114612	021	HC81428114	020	HC83416412	021
HC53824312	016	HC5581810	017	HC578144	017	HC81146	021	HC8142812	020	HC83416414	021
HC53824314	016	HC55818112	017	HC57814512	017	HC8114712	021	HC81428134	020	HC83416434	021
HC53824334	016	HC55818114	017	HC578145	017	HC81147	021	HC814281	020	HC834164	021
HC5382434	016	HC5581811	017	HC57814612	017	HC8114812	021	HC81428212	020	HC83416512	021
HC538243	016	HC5581812	017	HC578146	017	HC81148	021	HC81428214	020	HC834165	021
HC53824412	016	HC55818134	017	HC57814712	017	HC8114912	021	HC81428234	020	HC83416612	021
HC53824414	016	HC5581814	017	HC578147	017	HC81149	021	HC814282	020	HC834166	021
HC53824434	016	HC5581815	017	HC57814812	017	HC8121310	019	HC81428312	020	HC83416712	021
HC538244	016	HC55									

# INDEX BY PART #

HC83416812	021	HC851624612	020	HC871620112	020	HC89161828	019	HN5811	008	ILW12	014
HC834168	021	HC8516246	020	HC871620114	020	HC891618112	020	HN5818	008	ILW1	014
HC83816112	018	HC85162478	020	HC871620134	020	HC891618114	020	HN591612	008	ILW3/4	014
HC83816114	018	HC8516247	020	HC871620134	020	HC891618134	020	HN591618	008	ILW3/8	014
HC8381612	018	HC8581110	019	HC8716201	020	HC891618181	020	HN716142H	009	ILW4	014
HC83816134	018	HC85811112	019	HC871620212	020	HC891618212	020	HN716144HH	008	ILW5/16	014
HC838161	018	HC85811112	019	HC871620214	020	HC891618214	020	HN71614	008	ILW5/8	014
HC83816212	018	HC85811114	019	HC871620234	020	HC891618234	020	HN71620	008	ILW5/8	014
HC83816214	018	HC8581111	019	HC8716202	020	HC89161828	020	HN7814	008	ILW6	014
HC83816234	018	HC85811134	019	HC8716202	020	HC891618312	020	HN7892H	009	ILW7/16	014
HC838162	018	HC8581114	019	HC871620312	020	HC891618334	020	HN789HH	008	ILW7/8	014
HC83816312	018	HC8581116	019	HC871620314	020	HC8916183	020	HN789	008	ILW8	014
HC83816314	018	HC8581111	019	HC871620334	020	HC891618412	020	HN811212	008	ILW9/16	014
HC83816334	018	HC85811212	019	HC87162034	020	HC8916184	020	HN81126	008		
HC8381634	018	HC85811214	019	HC8716203	020	HC891618512	020	HN811412	008		
HC838163	018	HC85811234	019	HC871620412	020	HC891618514	020	HN81147	008		
HC83816412	018	HC858112	019	HC871620414	020	HC8916185	020	HN81-14HI	008		
HC83816414	018	HC85811312	019	HC871620434	020	HC891618612	020	HN8114	008		
HC83816434	018	HC85811314	019	HC8716204	020	HC8916186	020	HN811812	008		
HC838164	018	HC85811334	019	HC871620512	020	HC891618712	020	HN81187	008		
HC83816512	018	HC858113	019	HC871620534	020	HC8916187	020	HN81213	008		
HC8381658	018	HC85811412	019	HC8716205	020	HC8916188	020	HN81220HI	010		
HC838165	018	HC85811414	019	HC871620612	020			HN81220	008		
HC83816612	018	HC85811434	019	HC871620634	020	<b>Hex Nuts</b>		HN813812	008	<b>Lock Nuts</b>	
HC838166	018	HC858114	019	HC8716206	020	HN11212	008	HN81386	008	ELN1/2-13	009
HC8381678	018	HC85811512	019	HC8781410	021	HN11262H	009	HN81420	008	ELN1/2-20	009
HC838167	018	HC85811514	019	HC87814112	021	HN1126HH	008	HN81428	008	ELN1/4-20	009
HC83824112	020	HC85811534	019	HC8781411	021	HN1126	008	HN818	008	ELN1/4-28	009
HC83824114	020	HC858115	019	HC87814134	021	HN11412	008	HN81-1/4-12HI	010	ELN10/24	009
HC8382412	020	HC85811612	019	HC8781413	021	HN11472H	009	HN81-1/2-12HI	010	ELN10/32	009
HC83824134	020	HC858116	019	HC87814212	021	HN1147HH	008	HN82-4.5	008	ELN1-14	009
HC838241	020	HC85811712	019	HC87814214	021	HN1147	008	HN83410	008	ELN1-8	009
HC83824212	020	HC858117	019	HC87814234	021	HN114	008	HN83416HI	010	ELN3/4-10	009
HC83824214	020	HC85811812	019	HC878142	021	HN11812	008	HN83416	008	ELN3/4-16	009
HC83824234	020	HC858118	019	HC87814312	021	HN11872H	009	HN83816	008	ELN3/8-16	009
HC838242	020	HC85811912	019	HC87814314	021	HN1187HH	008	HN83824HI	010	ELN3/8-24	009
HC83824312	020	HC858119	019	HC87814334	021	HN1187	008	HN83824	008	ELN4/0	009
HC83824314	020	HC8581810	021	HC878143	021	HN12132H	009	HN851618	008	ELN5/16-18	009
HC83824334	020	HC85818112	021	HC87814412	021	HN1213HH	008	HN851624	008	ELN5/16-24	009
HC8382434	020	HC85818114	021	HC878144	021	HN1213	008	HN85811	008	ELN5/40	009
HC838243	020	HC8581811	021	HC87814512	021	HN1220	008	HN85818HI	010	ELN5/8-11	009
HC83824412	020	HC8581812	021	HC878145	021	HN13812	008	HN85818	008	ELN5/8-18	009
HC83824414	020	HC85818134	021	HC87814612	021	HN13862H	009	HN871614	008	ELN6/32	009
HC83824434	020	HC8581814	021	HC878146	021	HN1386	008	HN871620HI	010	ELN7/16-14	009
HC838244	020	HC8581815	021	HC87814712	021	HN14202H	009	HN871620	008	ELN7/16-20	009
HC83824512	020	HC8581816	021	HC878147	021	HN1420HH	008	HN87814HI	010	ELN7/8-14	009
HC8382458	020	HC858181	020	HC87814812	021	HN1420	008	HN87814	008	ELN7/8-9	009
HC838245	020	HC85818212	021	HC878148	021	HN1428	008	HN8789	008	ELN8/32	009
HC83824612	020	HC85818214	021	HC878149	021	HN182H	009	HN891612	008	ELN-8-1/2-1	009
HC838246	020	HC85818234	021	HC878910	019	HN18HH	008	HN891618HI	010	ELN-8-1/2-20	009
HC838247	020	HC85818312	021	HC8789112	019	HN18	008	HN891618	008	ELN-8-1/4-20	009
HC851618112	018	HC85818314	021	HC878911	019	HN2-4.5	008	HN91612HH	008	ELN-8-1/4-28	009
HC851618114	018	HC85818334	021	HC8789134	019	HN34102H	009	HN91612	008	ELN-8-10/24	009
HC85161812	018	HC858183	021	HC878913	019	HN3410HH	008	HN91618	008	ELN-8-10-32	009
HC851618134	018	HC85818412	021	HC8789212	019	HN3410	008	<b>Hitch Pins</b>		ELN-8-1-14	009
HC8516181	018	HC85818414	021	HC8789214	019	HN3416	009	HP1129	026	ELN-8-1-8	009
HC851618212	018	HC85818434	021	HC8789234	019	HN38162H	008	HP114734	026	ELN-8-3/4-10	009
HC851618214	018	HC858184	021	HC87892	019	HN3816HH	008	HP118734	026	ELN-8-3/4-10	009
HC851618234	018	HC85818512	021	HC8789312	019	HN3816	008	HP12414	026	ELN-8-3/4-16	009
HC8516182	018	HC85818514	021	HC8789314	019	HN3824	008	HP12434	026	ELN-8-3/8-16	009
HC851618312	018	HC85818534	021	HC8789334	019	HN511212	008	HP125	026	ELN-8-4/40	009
HC851618314	018	HC858185	021	HC87893	019	HN51126	008	HP12612	026	ELN-8-5/16-18	009
HC851618334	018	HC85818612	021	HC8789412	019	HN51142	008	HP1512	026	ELN-8-5/16-18	009
HC85161834	018	HC858186	021	HC87894	019	HN51147	008	HP1514	026	ELN-8-5/40	009
HC8516183	018	HC85818712	021	HC8789512	019	HN5114	008	HP1714	026	ELN-8-5/8-11	009
HC851618412	018	HC858187	021	HC87895	019	HN511812	008	HP17	026	ELN-8-5/8-18	009
HC8516184	018	HC85818812	021	HC8789612	019	HN51187	008	HP18	026	ELN-8-6/32	009
HC851618512	018	HC858188	021	HC87896	019	HN51213	008	HP34434	026	ELN-8-7/16-14	009
HC85161858	018	HC85818912	021	HC8789712	019	HN51220	008	HP34514	026	ELN-8-7/16-20	009
HC8516185	018	HC858189	021	HC87897	019	HN513812	008	HP345	026	ELN-8-7/8-14	009
HC851618612	018	HC871614112	018	HC8789812	019	HN51386	008	HP34614	026	ELN-8-7/8-9	009
HC8516186	018	HC871614114	018	HC87898	019	HN51420	008	HP347	026	ELN-8-8/32	009
HC85161878	018	HC871614134	018	HC87899	019	HN51428	008	HP38338	026	ELN-8-9/16-12	009
HC8516187	018	HC8716141	018	HC891612112	019	HN516182H	009	HP38438	026	ELN-8-9/16-18	009
HC851624112	020	HC871614212	018	HC891612114	019	HN51618HH	008	HP38458	026	ELN9/16-12	009
HC851624114	020	HC871614214	018	HC891612134	019	HN51618	008	HP58434	026	ELN9/16-18	009
HC85162412	020	HC871614234	018	HC8916121	019	HN51624	008	HP58514	026	ELNJ-1/2-13	009
HC851624134	020	HC8716142	018	HC891612212	019	HN518	008	HP58534	026	ELNJ1/2-20	009
HC8516241	020	HC871614312	018	HC891612214	019	HN52-4.5	008	HP585	026	ELNJ-1/4-20	009
HC851624212	020	HC871614314	018	HC891612234	019	HN53410	008	HP58612	026	ELNJ1/4-28	009
HC851624214	020	HC871614334	018	HC8916122	019	HN53416	008	HP58634	026	ELNJ1-4	009
HC851624234	020	HC87161434	018	HC891612312	019	HN53816	008	HP587	026	ELNJ-1-8	009
HC8516242	020	HC8716143	018	HC891612334	019	HN53824	008	HP78512	026	ELNJ-3/4-10	009
HC851624312	020	HC871614412	018	HC8916123	019	HN551618	008	HP78514	026	ELNJ3/4-16	009
HC851624314	020	HC871614414	018	HC891612412	019	HN551624	008	HP78714	026	ELNJ-3/8-16	009
HC851624334	020	HC8716144	018	HC8916124	019	HN55811	008	HP787	026	ELNJ3/8-24	009
HC85162434	020	HC871614512	018	HC891612512	019	HN55818	008	HP788	026	ELNJ-5/16-18	009
HC8516243	020	HC871614534	018	HC891612514	019	HN571614	008	<b>Internal Tooth Lock Washers</b>		ELNJ5/16-24	009
HC851624412	020	HC8716145	018	HC8916125	019	HN57814	008	ILW1/2	014	ELNJ-7/16-14	009
HC8516244	020	HC871614612	018	HC891612612	019	HN5789	008	ILW1/4	014	ELNJ7/16-20	009
HC851624512	020	HC871614634	018	HC8916126	019	HN58112H	009	ILW10	014	ELNJ7/8-14	009
HC85162458	020	HC8716146	018	HC891612712	019	HN5811HH	008				
HC8516245	020	HC871620112	020	HC8916127	019						



# INDEX BY PART #

# 18

WH1391X6 .....	123	<b>Tube</b>	WHX1466X4X4 .....	133	WH100X6 .....	126	WH7817 .....	127	WH3220X40X16 .....	124
WH1391X8X8 .....	123	WH1426X10 .....	132	<b>Brass Compression</b>	WH100X8 .....	126	WH7818 .....	127	WH3220X4X2 .....	124
WH1391X8 .....	123	WH1426X12 .....	132	WH2030X2 .....	WH105X10 .....	126	WH7828 .....	127	WH3220X6X2 .....	124
WH33806A .....	122	WH1426X4 .....	132	WH2030X3 .....	WH105X12 .....	126	WH7829 .....	127	WH3220X6X4 .....	124
WH33806B-Y06 .....	123	WH1426X6 .....	132	WH2030X4 .....	WH105X2 .....	126	WH7896X3 .....	126	WH3220X8X2 .....	124
WH33806B-Y24 .....	122	WH1426X8 .....	132	WH2030X44 .....	WH105X3 .....	126	WH7896X4 .....	126	WH3220X8X4 .....	124
WH33806B-Y26 .....	122	WH1460X10 .....	131	WH2030X4 .....	WH105X5 .....	126	WH7897 .....	127	WH3220X8X6 .....	124
WH33806B-Y28 .....	122	WH1460X12 .....	131	WH2030X5 .....	WH105X6X7 .....	126	WH7898 .....	127	WH3228X4 .....	125
WH33806B-Y34 .....	122	WH1460X4 .....	131	WH2030X6 .....	WH105X6 .....	126	WH7901 .....	127	WH3300X12X8 .....	124
WH33806B-Y36 .....	122	WH1460X4 .....	131	WH2030X8 .....	WH105X7 .....	126	WH7904 .....	127	WH3300X12 .....	124
WH33806B-Y38 .....	122	WH1460X8 .....	131	WH60X2 .....	WH1074 .....	127	WH7905 .....	127	WH3300X16X12 .....	124
WH33806B-Y76 .....	122	WH1461X12 .....	132	WH60X3 .....	WH131X2 .....	126	WH7906 .....	127	WH3300X16 .....	124
WH33806B-Y84 .....	122	WH1461X4 .....	132	WH60X4 .....	WH131X4 .....	126	WH7908 .....	127	WH3300X2 .....	124
WH33806B-Y86 .....	122	WH1461X6 .....	132	WH60X5 .....	WH131X5 .....	126	WH7909 .....	127	WH3300X4X2 .....	124
WH33806B .....	122	WH1461X8 .....	132	WH60X6 .....	WH131X6 .....	126	WH7910 .....	127	WH3300X4 .....	124
WH33806C .....	122	WH1464X4 .....	132	WH60X8 .....	WH131X8 .....	126	WH7911 .....	127	WH3300X6X2 .....	124
WH33806D .....	122	WH1464X6X6X4 .....	132	WH61X2 .....	WH1441 .....	127	WH7912 .....	127	WH3300X6X4 .....	124
WH33806-E .....	123	WH1464X6 .....	132	WH61X3 .....	WH1442 .....	128	WH7913 .....	127	WH3300X6 .....	124
WH33808A .....	122	WH1464X8X8X6 .....	132	WH61X4 .....	WH1443 .....	128	WH7914 .....	127	WH3300X8X4 .....	124
WH33808B-Y08 .....	123	WH1464X8 .....	132	WH61X5 .....	WH1518 .....	126	WH7915 .....	127	WH3300X8X6 .....	124
WH33808B-Y26 .....	122	WH1465X4 .....	132	WH61X6 .....	WH1522 .....	126	WH7916 .....	127	WH3300X8 .....	124
WH33808B-Y28 .....	122	WH1465X6 .....	132	WH61X8 .....	WH1553 .....	126	WH7917 .....	127	WH3320X24 .....	125
WH33808B-Y36 .....	122	WH1465X8 .....	132	WH62X2 .....	WH1554 .....	126	WH7933 .....	127	WH3325X12X8 .....	124
WH33808B-Y38 .....	122	WH1466X2 .....	133	WH62X3 .....	WH1563 .....	126	WH7935 .....	128	WH3325X12 .....	124
WH33808B-Y78 .....	122	WH1466X3 .....	133	WH62X4 .....	WH202X2 .....	126	WH7936 .....	128	WH3325X1 .....	124
WH33808B-Y86 .....	122	WH1466X4 .....	133	WH62X5 .....	WH202X3 .....	126	WH7937 .....	128	WH3325X24X16 .....	124
WH33808B .....	122	WH1468X10X12 .....	132	WH62X6 .....	WH202X4X4 .....	126	WH7970 .....	128	WH3325X2X1 .....	124
WH33808C .....	122	WH1468X10X6 .....	132	WH62X8 .....	WH202X4 .....	126	WH7972 .....	128	WH3325X2 .....	124
WH33808D .....	122	WH1468X10 .....	132	WH63X4 .....	WH202X5X4 .....	126	WH7974 .....	128	WH3325X4X2 .....	124
		WH1468X12X12 .....	132	WH63X6 .....	WH202X5 .....	126			WH3325X4 .....	124
<b>Ball Valves</b>		WH1468X12 .....	132	WH64X3 .....	WH202X6X2 .....	126	<b>Brass Pipe</b>		WH3325X6X2 .....	124
BV-1/2MF .....	138	WH1468X4X1 .....	132	WH64X4 .....	WH202X6X2 .....	126	WH1340 .....	124	WH3325X6X4 .....	124
BV-1/2 .....	138	WH1468X4X4 .....	132	WH64X5 .....	WH202X6 .....	126	WH1341 .....	124	WH3325X6 .....	124
BV-1/4MF .....	138	WH1468X4X6 .....	132	WH64X6 .....	WH202X6 .....	126	WH1342 .....	124	WH3325X8X4 .....	124
BV-1/4 .....	138	WH1468X4 .....	132	WH65X4 .....	WH202X8X4 .....	126	WH1343 .....	124	WH3325X8X6 .....	124
BV-1/8MF .....	138	WH1468X6X2 .....	132	WH65X5 .....	WH202X8 .....	126	WH1344 .....	124	WH3325X8 .....	124
BV-1/8 .....	138	WH1468X6X6 .....	132	WH65X6 .....	WH252X3 .....	127	WH1345 .....	124	WH3326X12 .....	124
BV-1-1/2 .....	138	WH1468X6X8 .....	132	WH65X8 .....	WH252X4 .....	127	WH1346 .....	124	WH3326X16 .....	124
BV-1-1/4 .....	138	WH1468X6 .....	132	WH66X2 .....	WH252X5 .....	127	WH1347 .....	124	WH3326X2 .....	124
BV-1MF .....	138	WH1468X8X12 .....	132	WH66X3 .....	WH252X6 .....	127	WH1348 .....	124	WH3326X4 .....	124
BV-1 .....	138	WH1468X8X4 .....	132	WH66X4X4 .....	WH252X8 .....	127	WH1351 .....	124	WH3326X6 .....	124
BV-2-1/2 .....	138	WH1468X8X8 .....	132	WH66X4 .....	WH302X2 .....	126	WH3129X12 .....	123	WH3326X8 .....	124
BV-2 .....	138	WH1468X8 .....	132	WH66X5X4 .....	WH302X3 .....	126	WH3129X2 .....	123	WH3327X12 .....	125
BV-3/4MF .....	138	WH1469X10X12 .....	132	WH66X5 .....	WH302X4 .....	126	WH3129X4 .....	123	WH3327X2 .....	125
BV-3/4 .....	138	WH1469X10X6 .....	132	WH66X6X2 .....	WH302X5 .....	126	WH3129X6 .....	123	WH3327X4 .....	125
BV-3/8MF .....	138	WH1469X10X8 .....	132	WH66X6 .....	WH302X6 .....	126	WH3129X8 .....	123	WH3327X6 .....	125
BV-3/8 .....	138	WH1469X12 .....	132	WH66X8 .....	WH302X8 .....	126	WH3150X2 .....	123	WH3327X8 .....	125
BV-3 .....	138	WH1469X4X4 .....	132	WH68X2X1 .....	WH352X3 .....	126	WH3150X4 .....	123	WH3328X12 .....	125
BV-4 .....	138	WH1469X4X6 .....	132	WH68X2 .....	WH352X4 .....	126	WH3150X6 .....	123	WH3328X16 .....	125
		WH1469X4 .....	132	WH68X3 .....	WH352X5 .....	126	WH3151X12 .....	123	WH3328X20 .....	125
<b>Brass Air Brake</b>		WH1469X6X2 .....	132	WH68X4 .....	WH352X6 .....	126	WH3151X16 .....	123	WH3328X2 .....	125
<b>Copper Tube</b>		WH1469X6X6 .....	132	WH68X4X4 .....	WH352X8 .....	126	WH3151X2 .....	123	WH3328X6 .....	125
WH1326X8 .....	133	WH1469X6X8 .....	132	WH68X4 .....	WH402X10X6 .....	127	WH3151X4 .....	123	WH3328X8 .....	125
WH1360X10 .....	133	WH1469X6 .....	132	WH68X5X4 .....	WH402X10 .....	127	WH3151X6 .....	123	WH3328X8 .....	125
WH1360X12 .....	133	WH1469X8X4 .....	132	WH68X5 .....	WH402X12 .....	127	WH3151X8 .....	123	WH3329X12 .....	125
WH1360X4 .....	133	WH1469X8X8 .....	132	WH68X6X2 .....	WH402X2 .....	127	WH3152X12 .....	123	WH3329X16 .....	125
WH1360X8 .....	133	WH1469X8 .....	132	WH68X6X6 .....	WH402X3 .....	127	WH3152X16 .....	123	WH3329X20 .....	125
WH1360X8 .....	133	WH1470X4 .....	133	WH68X6 .....	WH402X4X4 .....	127	WH3152X2 .....	123	WH3329X24 .....	125
WH1361X10 .....	133	WH1470X4 .....	133	WH68X8X4 .....	WH402X4 .....	127	WH3152X4 .....	123	WH3329X28 .....	125
WH1361X12 .....	133	WH1470X6 .....	133	WH68X8X8 .....	WH402X5X4 .....	127	WH3152X6 .....	123	WH3329X32 .....	125
WH1361X4 .....	133	WH1470X8 .....	133	WH68X8 .....	WH402X5X6 .....	127	WH3152X8 .....	123	WH3329X36 .....	125
WH1361X6 .....	133	WH1471X4 .....	132	WH68X8 .....	WH402X6 .....	127	WH3152X8 .....	123	WH3329X40 .....	125
WH1361X8 .....	133	WH1471X6X4X4 .....	132	WH69X2X1 .....	WH402X6X2 .....	127	WH3169X12 .....	123	WH3329X8 .....	125
WH1362X10 .....	133	WH1471X6X6X6 .....	132	WH69X2 .....	WH402X6X6 .....	127	WH3169X16 .....	123	WH3330X12 .....	125
WH1362X12 .....	133	WH1471X6 .....	132	WH69X3 .....	WH402X6 .....	127	WH3169X2 .....	123	WH3330X24 .....	125
WH1362X4 .....	133	WH1471X8 .....	132	WH69X4X4 .....	WH402X8X4 .....	127	WH3169X4 .....	123	WH3330X2 .....	125
WH1362X6 .....	133	WH1472X4X4 .....	132	WH69X4 .....	WH402X8X8 .....	127	WH3169X6 .....	123	WH3330X32 .....	125
WH1364X4 .....	133	WH1472X4 .....	132	WH69X5X4 .....	WH402X8 .....	127	WH3169X8 .....	123	WH3330X4 .....	125
WH1364X6 .....	133	WH1472X6X6X2 .....	132	WH69X5 .....	WH452X3 .....	127	WH3200X12X6 .....	123	WH3330X6 .....	125
WH1368X10X6 .....	134	WH1472X6X6 .....	132	WH69X6X2 .....	WH452X4 .....	127	WH3200X12X8 .....	123	WH3330X8 .....	125
WH1368X10 .....	134	WH1472X6 .....	132	WH69X6X6 .....	WH452X5 .....	127	WH3200X2 .....	123	WH3331X12 .....	125
WH1368X12X12 .....	134	WH1472X8X6X6 .....	132	WH69X6X8 .....	WH452X6 .....	127	WH3200X4X2 .....	123	WH3331X2 .....	125
WH1368X12 .....	134	WH1472X8X8X4 .....	132	WH69X6 .....	WH502X4 .....	127	WH3200X4 .....	123	WH3331X4 .....	125
WH1368X4X4 .....	134	WH1474X4 .....	132	WH69X7 .....	WH502X5 .....	127	WH3200X6X2 .....	123	WH3331X8 .....	125
WH1368X4 .....	134	WH1474X6 .....	132	WH69X8X6 .....	WH502X6 .....	127	WH3200X6X4 .....	123	WH3350X12 .....	125
WH1368X6X2 .....	134	WH1474X8 .....	132	WH69X8X8 .....	WH502X8 .....	127	WH3200X6 .....	123	WH3350X2 .....	125
WH1368X6X6 .....	134	WH1477X10X10X4 .....	133	WH69X8 .....	WH602X3 .....	127	WH3200X8 .....	123	WH3350X4 .....	125
WH1368X6X8 .....	134	WH1477X6 .....	133	WH70X3 .....	WH602X4 .....	127	WH3200X8X4 .....	123	WH3350X6 .....	125
WH1368X6 .....	134	WH1477X8X8X4 .....	133	WH70X4 .....	WH602X5 .....	127	WH3200X8X6 .....	123	WH3350X8 .....	125
WH1368X8X8 .....	134	WH1480X10 .....	132	WH70X6 .....	WH602X6 .....	127	WH3200X8 .....	123	WH3362X32 .....	124
WH1368X8 .....	134	WH1480X4X4 .....	132	WH70X8 .....	WH602X8 .....	127	WH3220X12X16 .....	124	WH3400X12 .....	125
WH1369X4X4 .....	133	WH1480X4 .....	132	WH71X3 .....	WH602X8 .....	127	WH3220X12X2 .....	124	WH3400X20 .....	125
WH1369X4 .....	133	WH1480X6X6 .....	132	WH71X4 .....	WH652X3 .....	127	WH3220X12X4 .....	124	WH3400X24 .....	125
WH1369X6X2 .....	133	WH1480X6 .....	132	WH71X6 .....	WH652X4 .....	127	WH3220X12X6 .....	124	WH3400X28 .....	125
WH1369X6X6 .....	133	WH1480X8 .....	132	WH72X3 .....	WH652X5 .....	127	WH3220X12X8 .....	124	WH3400X32 .....	125
WH1369X6 .....	133	WH1480X8X4 .....	132	WH72X4X4 .....	WH652X6 .....	127	WH3220X16X12 .....	124	WH3400X36 .....	125
WH1369X8 .....	133	WH1480X8X8 .....	132	WH72X4 .....	WH652X8 .....	127	WH3220X16X4 .....	124	WH3400X40 .....	125
WH1369X8X8 .....	133	WH1480X8 .....	132	WH72X5 .....	WH702X2 .....	127	WH3220X16X6 .....	124	WH3400X44 .....	125
WH1369X8 .....	133	WH1484X10 .....	132	WH72X6 .....	WH702X3 .....	127	WH3220X16X8 .....	124	WH3400X48 .....	125
WH1380X6 .....	133	WH1484X10 .....	132		WH702X4 .....	127	WH3220X20X12 .....	124	WH3400X52 .....	125
WH1380X8 .....	133	WH1484X12 .....								



WH3400X8	125	WH1869X6X8	135	WH41X5	128	WH55X8	129	TRAKV2T13-00	139	GF641SS	141
WH3500X12	125	WH1869X6	135	WH41X6	128			TRAKV2T15-00	139	GF641	140
WH3500X16	125	WH1869X8S	135	WH41X8	128	<b>Brass Transmission</b>		TRAKV2U07-34S	139	GF644	140
WH3500X25	125	WH1869X8X4S	135	WH42X10	129	WH660X2	136	TRAKV2U11-35S	139	GF646	140
WH3500X2	125	WH1869X8X4	135	WH42X12	129	WH660X532	136	TRAKV2U13-36S	139	GF652	140
WH3500X4	125	WH1869X8X8S	135	WH42X3	129	WH661X2	136	TRAKV2Y03-33S	139	GF667	140
WH3500X6	125	WH1869X8X8	135	WH42X4	129	WH661X532	136	TRAKV2Y03-34S	139	GF670	141
WH3500X8	125	WH1869X8	135	WH42X5	129	WH662X2	136	TRAKV2Y07-34S	139	GF671	141
WH3600X12	125	WH1870X4X4	135	WH42X6	129	WH662X532	136	TRAKV2Y07-35S	139	GF672	141
WH3600X2	125	WH1870X4	135	WH42X8	129	WH668X2X1	136	TRAKV2Y11-35S	139	GF680	140
WH3600X4	125	WH1870X6X2	135	WH43X4	129	WH668X2	136	TRAKV2Y13-35S	139	GF684	140
WH3600X6	125	WH1870X6X6	135	WH43X6	129	WH668X532X1	136			GF6850	142
WH3600X8	125	WH1870X6	135	WH44X3	129	WH668X532	136	<b>Draincocks</b>		GF688SS	141
WH3700X12	125	WH1870X8X4	135	WH44X4	129	WH669X2X1	136	WH108	136	GF688	140
WH3700X16	125	WH1870X8X8	135	WH44X6	129	WH669X2	136	WH120	137	GF689	140
WH3700X20	125	WH1870X8	135	WH44X8	129	WH669X532X1	136	WH130	136	GF6957	142
WH3700X24	125	WH1871X4S	134	WH46X4X4	129			WH135	136	GF6959	142
WH3700X2	125	WH1871X4X4S	134	WH46X4	129	<b>Composite Body</b>		WH140	136	GF698	140
WH3700X4	125	WH1871X4X4	134	WH46X5X4	129	<b>Push-to-Connect</b>		WH1424A	136	GF699	140
WH3700X6	125	WH1871X4	134	WH46X5	129	TRAKV2F03-34	140	WH1425A	136	GF710	140
WH3700X8	125	WH1871X6S	134	WH46X6X6	129	TRAKV2F03-35	140	WH1426A	136	GF710	140
WH3750X12	125	WH1871X6X4X4	134	WH46X6X8	129	TRAKV2F07-34	140	WH145	136	GF711	140
WH3750X2	125	WH1871X6X6S	134	WH46X6	129	TRAKV2F07-35	140	WH150	137	GF728	140
WH3750X4	125	WH1871X6X6	134	WH46X8	129	TRAKV2F07-36	140	WH190	136	GF739	140
WH3750X6	125	WH1871X6X8	134	WH47X10	128	TRAKV2F11-34	140	WH230	136	GF743	140
WH3750X8	125	WH1871X6	134	WH47X12	128	TRAKV2F11-35	140	WH6660	137	GF744	140
WH3950X2	126	WH1871X8S	134	WH47X3	128	TRAKV2F11-36	140	WH6783	136	GF820	141
WH3950X4	126	WH1871X8X4S	134	WH47X4	128	TRAKV2F11-37	140	WH6788	136	GF822	141
WH3950X6	126	WH1871X8X8S	134	WH47X5	128	TRAKV2F13-34	140	WH705	137	GF823	141
WH3950X8	126	WH1871X8	134	WH47X6	128	TRAKV2F13-35	140			GF9800	141
		WH1872X3	134	WH47X7	128	TRAKV2F13-36	140	<b>Grease Fittings</b>		GF9813	141
<b>Brass Quick Connect</b>		WH1872X4S	134	WH47X8	128	TRAKV2F13-37	140	ALE304300-A	144	GF9888	141
<b>Air Brake</b>		WH1872X4X4S	134	WH48X10X6	129	TRAKV2H03-00	139	ALE42030-A	144	GFH312	142
WH1800TRK	135	WH1872X4X4	134	WH48X10	129	TRAKV2H03-33S	139	ALE42030	144	GFH318	142
WH1800T	135	WH1872X4	134	WH48X12X12	129	TRAKV2H03-34S	139	ALE43706	144	GFPP600	142
WH1800X6X6	135	WH1872X6S	134	WH48X12	129	TRAKV2H03-35S	139	ALE43716	144	GFPP630	142
WH1829X4	135	WH1872X6X2S	134	WH48X3	129	TRAKV2H07-00	139	ALE43761	144	LIN1133	142
WH1829X6	135	WH1872X6X6S	134	WH48X4X4	129	TRAKV2H07-34S	139	ALE43762	144	LIN1134	142
WH1829X8	135	WH1872X6X6	134	WH48X4	129	TRAKV2H07-35S	139	ALE44701	144	LIN1142	142
WH1862X10	134	WH1872X6	134	WH48X5X4	129	TRAKV2H07-36S	139	ALE500	143	LIN1147	142
WH1862X2.5	134	WH1872X8S	134	WH48X5	129	TRAKV2H11-00	139	ALE51942	144	LIN5812	143
WH1862X3	134	WH1872X8X4S	134	WH48X6X2	129	TRAKV2H11-34S	139	ALE51943	144	LIN5818	143
WH1862X4	134	WH1872X8X4	134	WH48X6X6	129	TRAKV2H11-35S	139	ALE52750	144	LIN5836	143
WH1862X6	134	WH1872X8X8	134	WH48X6X8	129	TRAKV2H11-36S	139	ALE52752	144	LIN5848	143
WH1862X8	134	WH1872X8	134	WH48X6	129	TRAKV2H11-37S	139	ALEB306740	143	LIN5852	143
WH1864X10	134	WH1877X6	135	WH48X8X4	129	TRAKV2H13-00	139	ALEB322610	143	LIN5854	143
WH1864X4	134	WH187X8X8S	134	WH48X8X8	129	TRAKV2H13-35S	139	ALEB6783	144	LIN740	143
WH1864X6	134	WH1880X10X6	135	WH48X8	129	TRAKV2H13-36S	139	GF1000	142	LIN81387	143
WH1864X8	134	WH1880X10	135	WH49X10X6	129	TRAKV2H13-37S	139	GF1050	142	LIN81974	143
WH1865X4	134	WH1880X12	135	WH49X10	129	TRAKV2H15-00	139	GF1100	142	LIN82399	143
WH1865X8	134	WH1880X4S	135	WH49X12X12	129	TRAKV2H15-36S	139	GF1150	142	LIN83594	143
WH1866X4X4	135	WH1880X4X4S	135	WH49X12	129	TRAKV2H15-37S	139	GF3610	141		
WH1866X4	135	WH1880X4X4S	135	WH49X3	129	TRAKV2H19-36S	139	GF3613	141	<b>Ground Plugs &amp;</b>	
WH1866X6X2	135	WH1880X4X4	135	WH49X4X4	129	TRAKV2H19-37S	139	GF3637	141	<b>Multiple Shut-Offs</b>	
WH1866X6X6	135	WH1880X4	135	WH49X4X6	129	TRAKV2K03-34S	140	GF3638	141	WH6747	139
WH1866X6	135	WH1880X6S	135	WH49X4	129	TRAKV2K07-34S	140	GF3641	141	WH6748	139
WH1866X8X4	135	WH1880X6X2S	135	WH49X5X4	129	TRAKV2K07-35S	140	GF3688	141	WH6749	138
WH1866X8X8	135	WH1880X6X2	135	WH49X5	129	TRAKV2K07-36S	140	GF3710	141	WH6804	138
WH1866X8	135	WH1880X6X6S	135	WH49X6X2	129	TRAKV2K11-34S	140	GF3737	141	WH6809	138
WH1868X10X6	134	WH1880X6X8	135	WH49X6X6	129	TRAKV2K11-35S	140	GF3738	141	WH6824	138
WH1868X10	134	WH1880X6	135	WH49X6X8	129	TRAKV2K11-36S	140	GF4610	141	WH6828	138
WH1868X12	134	WH1880X8S	135	WH49X6	129	TRAKV2K11-37S	140	GF4613	141	WH6829	138
WH1868X2.5X1	134	WH1880X8X4	135	WH49X8X4	129	TRAKV2K13-35S	140	GF4637	141	WH6891	138
WH1868X2.5	134	WH1880X8X8S	135	WH49X8X8	129	TRAKV2K13-36S	140	GF4638	141	WH6892	138
WH1868X3	134	WH1880X8X8	135	WH49X8	129	TRAKV2K13-37S	140	GF4641	141	WH6893	138
WH1868X4X4	134	WH1880X8	135	WH50X4X4	130	TRAKV2K15-36S	140	GF4648	141	WHW15310	138
WH1868X4X6	134			WH50X4	130	TRAKV2K15-37S	140	GF4710	141	WHW20332	138
WH1868X4	134	<b>Brass SAE 45° Flare</b>		WH50X5X4	130	TRAKV2K19-37S	140	GF4737	141	<b>Needle Valves</b>	
WH1868X6X2	134	WH1110X10	128	WH50X6	130	TRAKV2L03-00	139	GF4739	141	WH325	137
WH1868X6X6	134	WH1110X12	128	WH50X6X6	130	TRAKV2L03-34S	140	GF4739	141	WH330	137
WH1868X6X8	134	WH1110X4	128	WH50X8X8	130	TRAKV2L07-00	139	GF5505	142	WH530	137
WH1868X6	134	WH1110X5	128	WH50X8	130	TRAKV2L07-34S	140	GF5510	142	WH630	137
WH1868X8X4	134	WH1110X6	128	WH51X4	129	TRAKV2L07-35S	140	GF5698	141	WH6700	137
WH1868X8X8	134	WH1110X8	128	WH51X6X6X6	129	TRAKV2L07-36S	140	GF608	140	WH6703	137
WH1868X8	134	WH1518	129	WH51X6	129	TRAKV2L11-00	139	GF6100	141	WH6800	137
WH1869X10S	135	WH1522	129	WH51X8X8X8	129	TRAKV2L11-34S	140	GF610SS	140	WH6805	137
WH1869X10X6S	135	WH1553	129	WH51X8	129	TRAKV2L11-35S	140	GF611	140	WH6810	137
WH1869X10X6	135	WH1554	129	WH52X4X3	128	TRAKV2L11-36S	140	GF612SS	141	WH6815	137
WH1869X10	135	WH1563	129	WH52X4X5	128	TRAKV2L11-37S	140	GF612	140	WH6820	137
WH1869X2.5X1	135	WH157X10	128	WH52X4X6	128	TRAKV2L13-35S	140	GF613SS	141	WH6825	137
WH1869X2.5	135	WH157X12	128	WH52X6X4	128	TRAKV2L13-36S	140	GF613	140	WH695	137
WH1869X3	135	WH157X4	128	WH52X6X8	128	TRAKV2L13-37S	140	GF618	140	WH700	137
WH1869X4S	135	WH157X6	128	WH54X10X6	129	TRAKV2L15-36S	140	GF623	140	WHA555	137
WH1869X4X4S	135	WH157X8	128	WH54X10	129	TRAKV2L15-37S	140	GF6250	142	WHA655	137
WH1869X4X4	135	WH37X10	128	WH54X4X4	129	TRAKV2L19-37S	140	GF627SS	141	WHA6765	137
WH1869X4X6S	135	WH37X12	128	WH54X4	129	TRAKV2T03-00	139	GF627	140	WHA6770	137
WH1869X4X6	135	WH37X3	128	WH54X5	129	TRAKV2T03-33S	139	GF629	140	WHA6775	137
WH1869X4	135	WH37X4	128	WH54X6	129	TRAKV2T07-00	139	GF636	140	WHA6855	137
WH1869X6S	135	WH37X5	128	WH54X6X8	129	TRAKV2T07-34S	139	GF637SS	141	WHA6860	137
WH1869X6X2S	135	WH37X6	128	WH54X8	129	TRAKV2T07-35S	139	GF637	140		
WH1869X6X2	135	WH37X8	128	WH55X4	129	TRAKV2T11-00	139	GF638SS	141	<b>Truck Valves</b>	
WH1869X6X6S	135	WH41X10	128	WH55X5	129	TRAKV2T11-35S	139	GF638	140	WH1421-18	138
WH1869X6X6	135	WH41X4	128	WH55X6	129					WH1421-24	138

# INDEX BY PART #

# 18

WH1421-32	138
WH1421-60	138
WH1422A	137
WH1422	137
WH1423	137
WH1424A	138
WH1424B	138
WH1424C	138
WH1424D	138
WH1424	138
WH1433	137
WH1451	137

## HOSE & TUBING

### 069 E Series Hose

#### Ends

06904E-102	099
06904E-104	099
06904E-504	100
06904E-604*	100
06904E-664*	101
06904E-684*	100
06904E-B04	100
06904E-E04	101
06904E-E44	100
06905E-104	099
06905E-505	100
06905E-605*	100
06905E-665*	101
06905E-685*	100
06905E-B05	100
06905E-E05	101
06905E-E45	100
06906E-104	099
06906E-106	099
06906E-406	100
06906E-466	101
06906E-486	101
06906E-506	100
06906E-606	100
06906E-608*	100
06906E-666	101
06906E-686	100
06906E-B06	100
06906E-E04	101
06906E-E05	101
06906E-E06	101
06906E-E46	100
06908E-106	099
06908E-108	099
06908E-508	100
06908E-608*	100
06908E-688*	101
06908E-B08	100
06910E-112	099
06910E-510	100
06910E-608*	100
06910E-610*	100
06910E-670*	101
06910E-690*	100
06912E-112	099
06912E-24K	100
06912E-30K	100
06912E-412	100
06912E-472	101
06912E-492	101
06912E-512	100
06912E-612	100
06912E-672	101
06912E-692	100
06916E-112	099
06916E-116	099
06916E-33K	100
06916E-516	100
06916E-616	100
06916E-676	101
06916E-696	100
06916E-X26	100
06920E-120	099
06920E-520	100
06920E-620	100
06920E-657*	101
06920E-677	101
06924E-124	099
06924E-42K	100
06924E-524	100
06924E-624	100
06924E-678	101
06932E-132	099
06932E-632	100

### 430 U Series Hose Ends

43006U-06S	081
43006U-08S	081
43006U-104	080
43006U-106	080
43006U-108	080
43006U-506	080
43006U-508	080
43006U-604	081
43006U-606	081
43006U-608	081
43006U-646	085
43006U-666	085
43006U-668	085
43006U-686	083
43006U-688	083
43006U-A26	084
43006U-A28	084
43006U-A66	084
43006U-A68	084
43006U-E66	080
43006U-E68	080
43006U-L66	083
43006U-L68	083
43006U-S64	082
43006U-S66	082
43006U-S68	082
43008U-08S	081
43008U-108	080
43008U-112	080
43008U-22K	081
43008U-358	081
43008U-508	080
43008U-510	080
43008U-606	081
43008U-608	081
43008U-610	081
43008U-612	081
43008U-648L36*	085
43008U-648L45*	085
43008U-650*	085
43008U-668*	085
43008U-670*	085
43008U-688	083
43008U-690	083
43008U-A28	084
43008U-A30	084
43008U-A68	084
43008U-A70	084
43008U-C60	083
43008U-D08	082
43008U-D12	082
43008U-D41	083
43008U-D42	083
43008U-D71	085
43008U-D72	085
43008U-E68	080
43008U-G08	082
43008U-G12	082
43008U-G41	083
43008U-G42	083
43008U-G46	083
43008U-G71L32	085
43008U-G71	085
43008U-G72	085
43008U-G76	085
43008U-H01	082
43008U-H02	082
43008U-H21	083
43008U-H22	083
43008U-H51	084
43008U-H52	084
43008U-H61	084
43008U-H62	084
43008U-H63	084
43008U-L70	083
43008U-S68	082
43008U-S70	082
43010U-108	080
43010U-112	080
43010U-510	080
43010U-512	080
43010U-610	081
43010U-612	081
43010U-670	085
43010U-672	085
43010U-672	085
43010U-A30	084
43010U-A32	084
43010U-A33	084
43010U-D12	082
43010U-G12	082

43010U-G42	083
43010U-G72	085
43010U-L70	083
43010U-S68	082
43010U-S70	082
43010U-S72	082
43012U-112	080
43012U-116	080
43012U-12S	081
43012U-22C	081
43012U-30K	081
43012U-362	081
43012U-512	080
43012U-514	080
43012U-516	080
43012U-52P	082
43012U-612	081
43012U-614	081
43012U-616	081
43012U-652	085
43012U-672	085
43012U-692	083
43012U-70C	081
43012U-75C	081
43012U-82P	084
43012U-A30	084
43012U-A32	084
43012U-A72	084
43012U-C62	083
43012U-D12	082
43012U-D16	082
43012U-D42	083
43012U-D46	083
43012U-D72	085
43012U-D76	085
43012U-E72	080
43012U-G12	082
43012U-G16	082
43012U-G20	082
43012U-G42	083
43012U-G46	083
43012U-G72L37	085
43012U-G72L50	085
43012U-G72	085
43012U-G76L31	085
43012U-G76	085
43012U-G80	085
43012U-H02	082
43012U-H03	082
43012U-H22	083
43012U-H23	083
43012U-H52	084
43012U-H53	084
43012U-H62	084
43012U-H63	084
43012U-H64	084
43012U-H72	086
43012U-H73	086
43012U-H92	086
43012U-L72	083
43012U-P62	080
43012U-S70	082
43012U-S72	082
43012U-S76	082
43016U-112	080
43016U-116	080
43016U-120	080
43016U-16S	081
43016U-33K	081
43016U-366	081
43016U-516	080
43016U-520	080
43016U-56P	082
43016U-612	081
43016U-616	081
43016U-620	081
43016U-656L33	085
43016U-656L56	085
43016U-676L22	085
43016U-676	085
43016U-696	083
43016U-80C	081
43016U-86P	084
43016U-A36	084
43016U-A76	084
43016U-C66	083
43016U-D16	082
43016U-D20	082
43016U-D46	083
43016U-D50	083
43016U-D76	085
43016U-D80	085
43016U-E76	080

### 470 E Series Hose

#### Ends

47008E-108	086
47008E-608	086
47008E-668	088
47008E-688	087
47008E-G08	084
47008E-G41	084
47008E-G71	088
47012E-112	086
47012E-25F	086
47012E-362	082
47012E-52P	083
47012E-612	086
47012E-616	085
47012E-672	088
47012E-692	087
47012E-75C	086
47012E-82P	088
47012E-D12	087
47012E-D16	087
47012E-D42	087
47012E-D46	087
47012E-D72	088
47012E-D76	085
47012E-G12	085
47012E-G16	087
47012E-G42	087
47012E-G72	088
47012E-G76	088
47016E-116	086
47016E-30F	083
47016E-366	086
47016E-56P	087
47016E-616	086
47016E-676	088
47016E-696	086
47016E-80X	083
47016E-86P	080
47016E-D16	082
47016E-D20	080
47016E-D24	080
47016E-D46	081
47016E-D50	080
47016E-D76	081
47016E-D80	088
47016E-D84	088
47016E-G16	084
47016E-G46	087
47016E-G76	088
47016E-N25	087
47016E-N63	088
47016E-S76	082
47016E-S80	082
47020E-120	083
47020E-370	086
47020E-38F	086
47020E-620	086
47020E-88X	086
47020E-A40	088
47020E-D20	087
47020E-D24	087

### 91N Series Hose

#### Ends

91N04-02MP	108
91N04-04FJ45T	107
91N04-04FJ90T	107
91N04-04FJ	107
91N04-04MF45T	108
91N04-04MF90T	108
91N04-04MF	108
91N04-04MP	108
91N05-05FJ45T	107
91N05-05FJ90T	107
91N05-05FJ	107
91N05-05MF45T	108
91N05-05MF90T	108
91N05-05MF	108
91N06-04MP	108
91N06-06FA45T	107
91N06-06FA90T	107
91N06-06FA	107
91N06-06FJ45T	107
91N06-06FJ90T	107
91N06-06FJ	107
91N06-06MF45T	108
91N06-06MF90T	108
91N06-06MF	108
91N06-06MP	108
91N08-06MP	108
91N08-08FJ45T	107
91N08-08FJ90T	107
91N08-08FJ	107
91N08-08MF45T	108
91N08-08MF90T	108
91N08-08MF	108
91N08-08MP	108
91N08-08NA	108
91N10-08MP	108
91N10-10BA	107
91N10-10FJ45T	107
91N10-10FJ90T	107
91N10-10FJ	108
91N10-10MF45T	108
91N10-10MF90T	108
91N10-10MF	108
91N10-10NA	108
91N12-12FA45T	107
91N12-12FA90T	107
91N12-12FA	107
91N12-12FJ45T	107
91N12-12FJ90T	107
91N12-12FJ	107
91N12-12MF45T	108
91N12-12MF90T	108
91N12-12MP	108
91N12-12NA	108
91N16-16FJ	107
91N16-16MP	108

### Air Brake Hose

HOSE-AB-06	056
HOSE-AB-08	056

### Air Hose

COR2019	112
COR2020	112

COR2022	112	BL1424	094	BW08-12PA22	089	BW16-16FJ	091	BW32-32FJ45T	091	04E-354	104
COR2023	112	BL1425	094	BW08-12PA45	089	BW16-16MJ	091	BW32-32FJ90T	091	04E-504	103
COR2025	112	BL1427-3	094	BW08-12PA60	089	BW16-16MP	092	BW32-32FJ	091	04E-505	103
COR2026	112	BL1427	094	BW08-12PA90M	090	BW16-16OF45T	092	BW32-32MJ	091	04E-506	103
HBD1145-80416	112	BL1701	094	BW08-12PA90	090	BW16-16OF90TM	092	BW32-32MP	092	04E-604*	104
HBD1145-80419	112	BL1702	094	BW08-12PA	089	BW16-16OF90T	092	BW32-32PA30P	089	04E-605*	104
HBD1145-80421	112	BL1703	094	BW08-12R020A45T	093	BW16-16OFT	093	BW32-32PA45P	089	04E-606	104
HOS-LC350	112	BL1721	094	BW08-12R020A90T	093	BW16-16OM	092	BW32-32PA90P	090	04E-644*	106
HOS-LC350	112	BL1722	094	BW08-15R022A45T	093	BW16-16PA22P	089	BW32-32PAP	089	04E-645*	106
HOS-LC370	112	BL1723	094	BW08-15R022A	093	BW16-16PA30P	089	BW32-32PHP	090	04E-664*	106
<b>Barrier Refrigerant Hose</b>		BL6101	096	BW08-16PA45	089	BW16-16PA45P	089			04E-665*	106
HOSE-BH-06	094	BL6102	096	BW08-16PA90	090	BW16-16PA60U	089	<b>Conductive Hose</b>		04E-684*	105
HOSE-BH-08	094	BL6103	096	BW08-16R024A45T	093	BW16-16PA90M	090	HOSE-R7-04	058	04E-685	105
HOSE-BH-10	094	BL9301	096	BW10-08MP	092	BW16-16PA90P	090	HOSE-R7-06	058	04E-74P	106
HOSE-BH-12	094	BL9302	096	BW10-10FJ	091	BW16-16PAP	089	HOSE-R7-08	058	04E-A24	106
		BL9303	096	BW10-10MJ	091	BW16-16PH45P	090			04E-A26	106
		BL9304	096	BW10-10OF45T	092	BW16-16PH90P	090	<b>Copper Tubing</b>		04E-A64	106
		BL9305	096	BW10-10OF90T	092	BW16-16PHC22P	090	CT1/2X.049X50	055	04E-B03	104
		BL9306	096	BW10-10OFT	093	BW16-16PHC45P	090	CT1/4X.030X25	054	04E-B04	104
		BL9307	096	BW10-12FJ	091	BW16-16PHC90P	091	CT1/4X.035X50	055	04E-B05	104
		BL9322	096	BW10-12MP	092	BW16-16PHCP	090	CT3/16X.030X25	054	04E-B43	105
		BL9323	096	BW10-12OF45T	092	BW16-16PHPP	090	CT3/16X.030X50	054	04E-B44	105
		BL9324	096	BW10-12OF90T	092	BW16-16RA	093	CT3/8X.032X25	054	04E-B63	105
		BL9325	096	BW10-12OFT	093	BW16-20FJ45T	091	CT3/8X.032X25	054	04E-B64	105
		BL9326	096	BW10-12PA45	089	BW16-20FJ90T	091	CT3/8X.049X50	055	04E-J04	103
		BL9327	096	BW10-18R026A45T	093	BW16-20FJ	091	CT5/16X.030X50	054	04E-L64	105
		BL9328	096	BW10-18R026A90T	093	BW16-20MJ	091	CT5/16X.032X25	054	04E-L66	105
		BLL127	096	BW10-20R030B45T	093	BW16-20MP	092	CT5/16X.042X50	055	04E-S64	105
				BW10-20R030B90T	093	BW16-20OF45T	092	CT5/8X.049X50	055	04E-S66	105
		<b>BW Series Hose Ends</b>		BW12-08MP	092	BW16-20OFT	093			05E-104	103
		BW0606BPF45T	089	BW12-10FJ45T	091	BW16-20PA22	089	<b>Dayco</b>		05E-106	103
		BW06-06BPF	088	BW12-10FJ	091	BW16-20PA45	089	DAY75100GL	053	05E-406	104
		BW06-06FJ45T	091	BW12-10OFT	093	BW16-20PA60	089	DAY75113GL	053	05E-505	103
		BW06-06FJ90T	091	BW12-12BPF	088	BW16-20PA90M	090	DAY75125GL	053	05E-605*	104
		BW06-06FJ	091	BW12-12FJ45T	091	BW16-20PA90	090	DAY75138GL	053	05E-606	104
		BW06-06MJ	091	BW12-12FJ90T	091	BW16-20PAP	089	DAY75150GL	053	05E-646	106
		BW06-06MP	092	BW12-12FJ	091	BW16-20PH45	090	DAY75163GL	053	05E-665*	106
		BW06-06OF45T	092	BW12-12MJ	091	BW16-20PH90	090	DAY75175GL	053	05E-666	106
		BW06-06OF90TM	092	BW12-12MP	092	BW16-20PHC45	090	DAY75188GL	053	05E-686	105
		BW06-06OF90T	092	BW12-12OF45T	092	BW16-20PHC90	091	DAY75200GL	053	05E-756	105
		BW06-06OFT	093	BW12-12OF90TM	092	BW16-20PHCP	090	DAY75213GL	053	05E-A26	106
		BW06-06OM	092	BW12-12OF90T	092	BW16-20PHP	090	DAY75225GL	053	05E-A66	106
		BW06-06RA	093	BW12-12OFT	093	BW16-24PA90	090	DAY75238GL	053	05E-B05	104
		BW06-08FJ	091	BW12-12OM	092	BW16-24PAP	089	DAY75263GL	053	05E-J04	103
		BW06-08MP	092	BW12-12PA22P	089	BW16-28R036B45T	093	DAY75275GL	053	05E-L66	105
		BW06-08OF45T	092	BW12-12PA30P	089	BW16-28R036B90T	093	DAY75300GL	053	05E-S66	105
		BW06-08OF90TM	092	BW12-12PA45P	089	BW16-30R042B45T	089	DAY75313GL	053	06E-06L	104
		BW06-08OF90T	092	BW12-12PA60P	089	BW20-16FJ	091	DAY75325GL	053	06E-104	103
		BW06-08OFT	093	BW12-12PA90M	090	BW20-20BPF	088	DAY75338GL	053	06E-106	103
		BW06-08R016A45T	093	BW12-12PA90P	090	BW20-20FJ45T	091	DAY75350GL	053	06E-108	103
		BW06-08R016A90T	093	BW12-12PAP	089	BW20-20FJ90T	091	DAY75400GL	053	06E-356	104
		BW06-08R016A	093	BW12-12PH45P	090	BW20-20FJ	091	DAY75450GL	053	06E-358	104
		BW06-10R016A45T	093	BW12-12PH90P	090	BW20-20MJ	091	DAY75500GL	053	06E-406	104
		BW06-12M220A	09203	BW12-12PHC45P	090	BW20-20MP	092	DAY75550GL	053	06E-466	106
		BW06-12R018A90T	093	BW12-12PHC90P	091	BW20-20OF45T	092	DAY75600GL	053	06E-506	106
		BW06-12R018A	093	BW12-12PHCP	090	BW20-20OF90T	092	DAY77075GL	054	06E-508	103
		BW06-12R020A45T	093	BW12-12PHPP	090	BW20-20OFT	093	DAY77088GL	054	06E-606	104
		BW06-14R022A45T	093	BW12-12RA	093	BW20-20PA30P	089	DAY77100GL	054	06E-608*	104
		BW06-14R022A90T	093	BW12-14FJ	091	BW20-20PA45P	089	DAY77113GL	054	06E-646	106
		BW06-15R022A	093	BW12-14MJ	091	BW20-20PA60P	089	DAY77125GL	054	06E-648*	106
		BW08-06MP	092	BW12-16FJ45T	091	BW20-20PA90P	090	DAY77138GL	054	06E-666	106
		BW08-08BPF45T	089	BW12-16FJ90T	091	BW20-20PAP	089	DAY77150GL	054	06E-668*	106
		BW08-08BPF90T	089	BW12-16FJ	091	BW20-20PH45P	090	DAY77156GL	054	06E-686	105
		BW08-08BPF	088	BW12-16MJ	091	BW20-20PH90P	090	DAY77163GL	054	06E-688*	105
		BW08-08FJ45T	091	BW12-16MP	092	BW20-20PHP	090	DAY77175GL	054	06E-755	104
		BW08-08FJ90T	091	BW12-16OF45T	092	BW20-24FJ90T	091	DAY77188GL	054	06E-756	104
		BW08-08FJ	091	BW12-16OF90T	092	BW20-24MJ	091	DAY77200GL	054	06E-76P	106
		BW08-08MJ	091	BW12-16OFT	093	BW20-24MP	092	DAY77213GL	054	06E-A26	106
		BW08-08MP	092	BW12-16PA22	089	BW20-24OFT	093	DAY77225GL	054	06E-A28	106
		BW08-08OF45T	092	BW12-16PA30	089	BW20-24PA30	089	DAY77238GL	054	06E-A66	106
		BW08-08OF90TM	092	BW12-16PA45	089	BW20-24PA45	089	DAY77250GL	054	06E-A68	106
		BW08-08OF90T	092	BW12-16PA90M	090	BW20-24PA90	090	DAY77263GL	054	06E-B05	104
		BW08-08OFT	093	BW12-16PA90	090	BW20-24PAP	089	DAY77275GL	054	06E-B06	104
		BW08-08OM	092	BW12-16PAP	089	BW20-30R042B	093	DAY77300GL	054	06E-B45	105
		BW08-08PA22	089	BW12-16PH45	090	BW20-30R045B45T	093	DAY77325GL	054	06E-B46	105
		BW08-08PA45	089	BW12-16PH90	090	BW20-35R045B45T	093	DAY77350GL	054	06E-B65	105
		BW08-08PA90	090	BW12-16PHC45	090	BW20-35R045B90T	093	DAY77400GL	054	06E-B66	105
		BW08-08PA	089	BW12-16PHC90	091	BW20-35R045B	093	DAY80229GL	054	06E-J06	103
		BW08-08PH90	090	BW12-16PHCP	090	BW20-38R052B45T	093	DAY80230GL	054	06E-L66	105
		BW08-08PHP	090	BW12-16PHP	090	BW20-38R052B90T	093	DAY80231GL	054	06E-S66	105
		BW08-08RA	093	BW12-18R026A45T	093	BW20-38R052B	093	DAY80232GL	054	06E-S68	105
		BW08-10FJ45T	091	BW12-18R026A90T	093	BW24-24FJ45T	091	DAY80233GL	054	08E-08L	104
		BW08-10FJ90T	091	BW12-20R030B45T	093	BW24-24FJ90T	091	DAY80234GL	054	08E-106	103
		BW08-10FJ	091	BW12-20R030B90T	093	BW24-24MJ	091			08E-108	103
		BW08-10MJ	091	BW12-20R030B	093	BW24-24MP	092	<b>E Series Hose Ends</b>		08E-358	104
		BW08-10OF45T	092	BW12-25R036B45T	093	BW24-24OFT	093	03E-102	103	08E-360	104
		BW08-10OF90TM	092	BW12-25R036B90T	093	BW24-24PA45P	089	03E-104	103	08E-508	103
		BW08-10OF90T	092	BW12-25R036B	093	BW24-24PA90P	090	03E-354	104	08E-510	103
		BW08-10OFT	093	BW16-12FJ	091	BW24-24PAP	089	03E-604*	104	08E-608*	104
		BW08-12FJ45T	091	BW16-12OF90T	092	BW24-24PH45P	090	04E-04L	104	08E-610*	104
		BW08-12FJ90T	091	BW16-16BPF	088	BW24-24PH90P	090	04E-102	103	08E-648*	106
		BW08-12FJ	091	BW16-16FJ45T	091	BW24-24PHP	090	04E-104	103	08E-650*	106
		BW08-12MP	092	BW16-16FJ90T	091	BW24-32PAP	089	04E-106	103	08E-668*	106

# INDEX BY PART #

18

08E-670*	106	FLX5521-100	052	FLX7884-075	053	GL08-08FJ45T	102	HOSE-R16-04	057	HY04-05RA	077
08E-688*	105	FLX5521-124	052	FLX7884-100	053	GL08-08F90T	102	HOSE-R16-06	057	HY04-05RC	077
08E-690*	105	FLX5526-025	052	FLX7884-125	053	GL08-08FJ	102	HOSE-R16-08	057	HY04-06BPF45T	069
08E-758	104	FLX5526-031	052	FLX7884-150	053	GL08-08MF90T	102	HOSE-R16-10	057	HY04-06BPF90T	069
08E-78P	106	FLX5526-038	052	FLX7884-175	053	GL08-08MJ	102	HOSE-R16-12	057	HY04-06BPF	069
08E-A28	106	FLX5526-050	052	FLX7884-200	053	GL08-08MP	103	HOSE-R16-16	057	HY04-06BP	068
08E-A68	106	FLX5526-062	052	FLX7884-225	053	GL08-08MV	102	HOSE-R17-04	057	HY04-06BT	069
08E-B08	104	FLX5526-075	052	FLX7884-250	053	GL10-08MP	103	HOSE-R17-06	057	HY04-06FA	070
08E-B48	105	FLX5526-087	052	FLX7884-275	053	GL10-10FA45T	101	HOSE-R17-08	057	HY04-06FF	071
08E-B50	105	FLX5526-100	052	FLX7884-300	053	GL10-10FA	101	HOSE-R17-10	057	HY04-06FJ45T	072
08E-B68	105	FLX5526-125	052	FLX7884-350	053	GL10-10FJ45T	102	HOSE-R17-12	057	HY04-06FJ90TL	072
08E-J08	103	FLX5581-038	052	FLX7884-400	053	GL10-10FJ90T	102	HOSE-R17-16	057	HY04-06FJ90T	072
08E-L68	105	FLX5581-050	052	FLX7884-500	053	GL10-10FJ	102	HOSE-R2-04	057	HY04-06FJ	071
08E-S68	105	FLX5581-062	052	FLX7896-075	053	GL12-12FA90T	101	HOSE-R2-06	057	HY04-06FN	073
08E-S70	105	FLX5581-075	052	FLX7896-100	053	GL12-12FA	101	HOSE-R2-08	057	HY04-06LF	073
08E-T58	105	FLX5581-087	052	FLX7896-125	053	GL12-12FJ45T	102	HOSE-R2-10	057	HY04-06MA	073
08E-T60	105	FLX5581-100	052	FLX7896-150	053	GL12-12FJ90T	102	HOSE-R2-12	057	HY04-06MJ	074
08E-Y58	104	FLX5581-112	052	FLX7896-175	053	GL12-12FJ	102	HOSE-R2-16	057	HY04-06MP	075
08E-Y60	104	FLX5581-125	052	FLX7896-200	053	GL12-12MP	103	HOSE-R3-04	056	HY04-06MS	075
12E-112	103	FLX5581-138	052	FLX7896-225	053	GL16-12MP	103	HOSE-R3-06	056	HY04-06MV	075
12E-12L	104	FLX5581-150	052	FLX7896-250	053	GL16-16FJ90T	102	HOSE-R3-08	056	HY04-06MZ12A	076
12E-362	104	FLX5581-162	052	FLX7896-275	053	GL16-16FJ	102	HOSE-R3-12	056	HY04-06OF45T	076
12E-412	104	FLX5581-175	052	FLX7896-300	053	GL16-16MP	103	HOSE-R3-16	056	HY04-06OF90T	076
12E-512	103	FLX5581-187	052	FLX7896-350	053	GL20-20FJ	102	HOSE-R4-12	056	HY0406OFT	077
12E-612	104	FLX5581-200	052	FLX7896-400	053			HOSE-R4-16	056	HY04-06RA	077
12E-652	106	FLX5581-212	052					HOSE-R4-20	056	HY04-06RC90	078
12E-672	106	FLX5581-225	052	<b>Fuel Line Hose</b>				HOSE-R4-24	056	HY04-06RC	077
12E-692	105	FLX5581-238	052	HBD6675-03266	111	COR1712-104	113	HOSE-R4-32	056	HY04-06RU12A	078
12E-82P	106	FLX5581-250	052	HBD6675-03298	111	COR1712-108	113			HY04-06RZ90LST	079
12E-A32	106	FLX5581-262	052	HBD6675-04226	111	COR1712-126	113	<b>HY Series Hose Ends</b>		HY04-06RZLST	079
12E-J12	103	FLX5581-275	052	HBD6675-04298	111	COR1712-128	113	HY04-02BPF	069	HY04-06RZLST	079
12E-L72	105	FLX5581-287	052	HBD6675-05226	111	COR1712-1612	113	HY04-02BT	069	HY04-06SP90	078
12E-S72	105	FLX5581-300	052	HBD6675-05298	111	COR1712-166	113	HY04-02FF	071	HY04-08FJ	071
12E-T60	105	FLX5581-312	052	HBD6675-06226	111	COR1712-86	113	HY04-02FN	073	HY04-08LF	073
12E-T62	105	FLX5581-325	052	HBD6675-06298	111	COR1716-106	112	HY04-02MP	075	HY04-08MP	075
12E-X92	105	FLX5581-338	052	HBD6679-04210	111	COR1716-108	112	HY04-02MS	075	HY04-08MV	075
12E-Y60	104	FLX5581-350	052	HBD6679-05210	111	COR1716-126	112	HY04-02SP90	078	HY04-08MZ14A	076
12E-Y62	104	FLX5581-375	052	HBD6679-06210	111	COR1716-128	112	HY04-03FJ	071	HY04-08MZ16A	076
16E-116	103	FLX5581-400	052			COR1716-168	113	HY04-03MF45T	074	HY04-08RU14A45T	078
16E-16L	104	FLX5581-450	052	<b>General Purpose Hose</b>		COR1717-106	112	HY04-03MF90T	074	HY04-08RU14A90T	079
16E-516	103	FLX5581-500	052	HOSE-GPR-04	056	COR1717-128	112	HY04-03MF	074	HY04-08RU14A	078
16E-616	104	FLX5581-550	052	HOSE-GPR-06	056	COR1718-10	113	HY04-04BPF45T	069	HY04-08RU16A45T	078
16E-636	104	FLX5581-600	052	HOSE-GPR-08	056	COR1718-12	113	HY04-04BPF90T	069	HY04-08RU16A90T	079
16E-656	106	FLX7701-075	053	HOSE-GPR-12	056	COR1719-10	113	HY04-04BPF90	069	HY04-08RU16A	078
16E-676	106	FLX7701-087	053	HOSE-GPR-16	056	COR1719-12	113	HY04-04BPF	069	HY04-08RZ45LST	079
16E-696	105	FLX7701-100	053	HOSE-GPR-20	056	COR1720-10	113	HY04-04BP	068	HY04-08RZ90LST	079
16E-A36	106	FLX7701-112	053	HOSE-GPR-24	056	COR1720-1210	113	HY04-04BT	069	HY04-08RZLST	079
16E-L76	105	FLX7701-125	053			COR1720-12	113	HY04-04FA90T	070	HY04-10MZ16A	076
16E-S76	105	FLX7701-138	053	<b>GL Series Hose Ends</b>		COR1720-8	113	HY04-04FAT	071	HY04-10MZ18A	076
		FLX7701-150	053	GL04-02MP	103	COR1721-108	113	HY04-04FA	070	HY04-10RU16A90T	079
<b>Flexfab</b>		FLX7701-162	053	GL04-04FA90T	101	COR1721-1612	113	HY04-04FF	071	HY04-10RU18A45T	078
FLX1020-0001	052	FLX7701-175	053	GL04-04FA	101	COR880-1010	112	HY04-04FJ45T	072	HY04-10RU18A90T	079
FLX4071-0001	052	FLX7701-187	053	GL04-04FJ45T	102	COR880-1212	112	HY04-04FJ90TL	072	HY04-10RU18A	078
FLX5515-038	052	FLX7701-187	053	GL04-04FJ90T	102	COR880-1616	112	HY04-04FJ90TM	072	HY04-10RZ45LST	079
FLX5515-050	052	FLX7701-200	053	GL04-04FJ	102	COR880-88	112	HY04-04FJ90	072	HY04-10RZLST	079
FLX5515-062	052	FLX7701-212	053	GL04-04MF	102	COR8815-106	112	HY04-04FJ-SS	079	HY04-14KMF	073
FLX5515-075	052	FLX7701-225	053	GL04-04MF	102	COR8815-126	112	HY04-04FJT	072	HY05-04MP	075
FLX5515-087	052	FLX7701-238	053	GL04-04MP	103	COR885-106	112	HY04-04FJ	071	HY05-05FA	070
FLX5515-100	052	FLX7701-250	053	GL04-05FJ	102	HBD4701-08151	111	HY04-04FN	073	HY05-05FJ90T	072
FLX5515-112	052	FLX7701-262	053	GL04-05MF	102	HBD4701-10151	111	HY04-04LF	073	HY05-05FJ	071
FLX5515-125	052	FLX7701-275	053	GL05-04MP	103	HBD4703-08151	112	HY04-04MA	073	HY05-05MA	073
FLX5515-138	052	FLX7701-287	053	GL05-05FA45T	101	HBD4703-10151	112	HY04-04MF45T	074	HY05-05MF	074
FLX5515-150	052	FLX7701-300	053	GL05-05FA90T	101	HBD4703-12151	112	HY04-04MF90T	074	HY05-05MJ	074
FLX5515-162	052	FLX7701-312	053	GL05-05FA	101	HBD4703-16151	112	HY04-04MFP	074	HY05-06FA90T	070
FLX5515-175	052	FLX7701-325	053	GL05-05FJ45T	102	HBD4712-08151	111	HY04-04MJ	074	HY05-06FJ45T	072
FLX5515-187	052	FLX7701-338	053	GL05-05FJ90T	102	HBD4712-10151	111	HY04-04MP-SS	079	HY05-06FJ90T	072
FLX5515-200	052	FLX7701-350	053	GL05-05MF90T	102	HBD4712-12151	111	HY04-04MP	075	HY05-06FJ	071
FLX5515-212	052	FLX7701-375	053	GL05-05MF	102	HBD4712-16151	111	HY04-04MS	075	HY05-06MF45T	074
FLX5515-225	052	FLX7701-400	053	GL06-04FJ45T	102			HY04-04MJV	075	HY05-06MF90T	074
FLX5515-238	052	FLX7701-425	053	GL06-04FJ90T	102	<b>Hydraulic Hose</b>		HY04-04OF45T	076	HY05-06MF	074
FLX5515-250	052	FLX7701-450	053	GL06-04MP	103	HOSE-R1-04	056	HY04-04OF90TL	076	HY05-06MJ	074
FLX5515-262	052	FLX7701-500	053	GL06-05FJ	102	HOSE-R1-06	056	HY04-04OF90T	076	HY05-06MP	075
FLX5515-275	052	FLX7711	052	GL06-05FJ	102	HOSE-R1-08	056	HY04-04OFT	077	HY05-06MP	075
FLX5515-287	052	FLX7712-0002	052	GL06-05MF45T	102	HOSE-R1-12	056	HY04-04OM	077	HY05-06OF90T	076
FLX5515-300	052	FLX7716	052	GL06-05MF90T	102	HOSE-R1-16	056	HY04-04RA	077	HY05-06OFT	077
FLX5515-312	052	FLX7723	052	GL06-05MF	102	HOSE-R12-08	057	HY04-04RC90	078	HY05-10RZLST	079
FLX5515-325	052	FLX7726	052	GL06-06FA45T	101	HOSE-R12-12	057	HY04-04RC	077	HY05-12MZ18A	076
FLX5515-338	052	FLX7726	052	GL06-06FA90T	101	HOSE-R12-16	057	HY04-04SP90	078	HY05-12RU20A90T	079
FLX5515-350	052	FLX7727-0001	052	GL06-06FA	101	HOSE-R12-20	057	HY04-05FA90T	070	HY06-04BPF	069
FLX5515-375	052	FLX7728	052	GL06-06FJ45T	102	HOSE-R12-24	057	HY04-05FA90T	070	HY06-04FA90T	070
FLX5515-387	052	FLX7730-0001	053	GL06-06FJ90T	102	HOSE-R12-32	057	HY04-05FAT	071	HY06-04FAT	071
FLX5515-400	052	FLX7731-0001	052	GL06-06FJ	102	HOSE-R13-12	057	HY04-05FA	070	HY06-04FF	071
FLX5515-450	052	FLX7732-0001	052	GL06-06MF45T	102	HOSE-R13-16	057	HY04-05FJ45T	072	HY06-04FJ	071
FLX5515-500	052	FLX7742-0001	052	GL06-06MF90T	102	HOSE-R13-20	057	HY04-05FJ90TL	072	HY06-04MF90T	074
FLX5515-550	052	FLX7753-0001	053	GL06-06MF	102	HOSE-R13-24	057	HY04-05FJ90T	072	HY06-04MP	074
FLX5515-600	052	FLX7755-0002	053	GL06-06MJ	102	HOSE-R13-32	057	HY04-05FJT	072	HY06-04MP	075
FLX5521-025	052	FLX7758-0001	053	GL06-06MP	103	HOSE-R14A-02	107	HY04-05FJ	071	HY06-04MS	075
FLX5521-031	052	FLX7759-0001	053	GL06-06MV	102	HOSE-R14A-04	107	HY04-05LF	073	HY06-04MV	075
FLX5521-038	052	FLX7766	052	GL06-08MJ	102	HOSE-R14A-06	107	HY04-05MF45T	074	HY06-04OF90T	076
FLX5521-050	052	FLX7787	052	GL08-08MP	103	HOSE-R14A-08	107	HY04-05MF90T	074	HY06-04SP90	078
FLX5521-062	052	FLX7797	052	GL08-08FA45T	101	HOSE-R14A-10	107	HY04-05MF	074	HY06-058MP	075
FLX5521-075	052	FLX7866	052	GL08-08FA90T	101	HOSE-R14A-12	107	HY04-05MJ	074	HY06-05FA90T	070
FLX5											

HY06-05FJ45T	072	HY06-10RU16A90T	079	HY08-10FJ90	071	HY10-20MZ30B	076	HY16-16BPF45T	069	WHPT20008	054
HY06-05FJ90T	072	HY06-10RU16A	078	HY08-10FJT	072	HY10-20RU30A45T	078	HY16-16BPF90T	069	WHPT20010	054
HY06-05FJT	072	HY06-10RZ90LST	079	HY08-10FJ	071	HY10-20RU30B90T	079	HY16-16BPF90	069	WHPT20012	054
HY06-05FJ	071	HY06-10RZLST	079	HY08-10LF	073	HY10-20RU30B	078	HY16-16BPF	069	WHPT20016	054
HY06-05LF	073	HY06-12MZ18A	076	HY08-10MJ	074	HY10-24KMF	073	HY16-16BP	068	WHPT20044	054
HY06-05MF45T	074	HY06-12MZ20A	076	HY08-10MF45T	076	HY12012FJ90TM	072	HY16-16BT	069		
HY06-05MF90T	074	HY06-12RU18A45T	078	HY08-10OF90TL	076	HY12-08FA	070	HY16-16FF	071	<b>Pneumatic</b>	
HY06-05MF	074	HY06-12RU18A90T	079	HY08-10OFT90T	076	HY12-08FF	071	HY16-16FJ45T	072	<b>Disconnects</b>	
HY06-05MV	075	HY06-12RU18A	078	HY08-10OFT	077	HY12-08FJ	071	HY16-16FJ90TL	072	PLE12-117	114
HY06-06BPF45T	069	HY06-12RU20A45T	078	HY08-10OM	077	HY12-08MP	075	HY16-16FJ90T	072	PLE12-124	114
HY06-06BPF90T	069	HY06-12RU20A90T	079	HY08-10PAK45	073	HY12-10FJ90T	072	HY16-16FJ	071	PLE12-127	114
HY06-06BPF90	069	HY06-12RU20A	078	HY08-10PAK90	073	HY12-10FJ90	071	HY16-16FN	073	PLE12-134	114
HY06-06BPF	069	HY06-12RZ90LST	079	HY08-10PAK	073	HY12-10FJ	071	HY16-16MJPF	074	PLE12-137	114
HY06-06BP	068	HY06-12RZLST	079	HY08-10RA	077	HY12-10MJ	074	HY16-16MJ	074	PLE12-224	114
HY06-06BT	069	HY06-14MZ22A	076	HY08-10RC90	078	HY12-10OF45T	076	HY16-16MP	075	PLE12-226	114
HY06-06FA90T	070	HY06-14RU20A	078	HY08-10RC	077	HY12-10OF90T	076	HY16-16MS	075	PLE12-229	114
HY06-06FAT	071	HY06-14RU22A45T	078	HY08-10RPHB	068	HY12-10OFT	077	HY16-16MV	075	PLE12-234	114
HY06-06FA	070	HY06-14RU22A90T	079	HY08-12FJ90T	072	HY12-10RA	072	HY16-16OF45T	076	PLE12-236	114
HY06-06FF	071	HY06-14RU22A	078	HY08-12FJ	071	HY12-12BPF45T	069	HY16-16OF90TL	076	PLE12-264	114
HY06-06FJ45T	072	HY06-14RZST	079	HY08-12FN	073	HY12-12BPF90T	069	HY16-16OF90T	076	PLE12-266	114
HY06-06FJ90TL	072	HY06-15MZ22A	076	HY08-12LF	073	HY12-12BPF90	069	HY16-16OFT	077	PLE12-324	113
HY06-06FJ90TM	072	HY06-18KMF	073	HY08-12MJ	074	HY12-12BPF	069	HY16-16OM	077	PLE12-334	113
HY06-06FJ90T	072	HY07-06FA	070	HY08-12MP	075	HY12-12BP	068	HY16-16PA45	070	PLE12-424	113
HY06-06FJ90	071	HY07-06FJ45T	072	HY08-12MV	075	HY12-12BT	069	HY16-16PA90	070	PLE12-434	113
HY06-06FJ-SS	079	HY07-06FJ45T	072	HY08-12OFT	077	HY12-12FA90T	070	HY16-16PA	069	PLE12-525	114
HY06-06FJT	072	HY07-06FJ	071	HY08-12OM	077	HY12-12FA	070	HY16-16RA	077	PLE12-526	114
HY06-06FJ	071	HY07-06MP	075	HY08-12PA45	070	HY12-12FF	071	HY16-16RC	077	PLE12-535	114
HY06-06FN	073	HY07-08FA	070	HY08-12PA90	070	HY12-12FJ45T	072	HY16-16RM	078	PLE12-536	114
HY06-06LF	073	HY07-08FJ90T	072	HY08-12PA	069	HY12-12FJ90TL	072	HY16-20FJ	071	PLE12-602	114
HY06-06MA	073	HY07-08MJ	074	HY08-12RA	077	HY12-12FJ90T	072	HY16-20OF90T	076	PLE12-604	114
HY06-06MF45T	074	HY07-08MP	075	HY08-12RC	077	HY12-12FJ90	071	HY16-20OFT	077	PLE12-610	114
HY06-06MF90T	074	HY08-06BPF	069	HY08-12RU20A	078	HY12-12FJ-SS	079	HY16-20PA90	070	PLE12-612	114
HY06-06MF	074	HY08-06BP	068	HY08-15MZ22A	076	HY12-12FJ	071	HY16-20PA	069	PLE12-702	114
HY06-06MJPF	074	HY08-06BT	069	HY08-15RU22A45T	078	HY12-12FN	073	HY16-24PA45	070	PLE12-704	114
HY06-06MJ	074	HY08-06FJ90T	072	HY08-15RU22A90T	079	HY12-12LF	073	HY16-28MZ36B	076	PLE12-705	114
HY06-06MP-SS	079	HY08-06FJ	071	HY08-15RU22A	078	HY12-12MJPF	074	HY16-28RU36B45T	078	PLE12-712	114
HY06-06MP	075	HY08-06MJ	074	HY08-15RZLT	079	HY12-12MJ	074	HY16-28RU36B90T	079	PLE12-713	114
HY06-06MSC	075	HY08-06MP	075	HY08-16MZ24A	076	HY12-12MP-SS	079	HY16-28RU36B	078	PLE12-752	114
HY06-06MS	075	HY08-06MS	075	HY08-16RU24A45T	078	HY12-12MP	075	HY16-28RZLT	079	PLE12-762	114
HY06-06MV	075	HY08-06OF45T	076	HY08-16RU24A90T	079	HY12-12MSC	075	HY16-30MZ42B	076	PLE13-124	114
HY06-06OF45T	076	HY08-06OFT	077	HY08-16RU26A	078	HY12-12MS	075	HY16-30RU24B	078	PLE13-134	114
HY06-06OF90TL	076	HY08-08BPF45T	069	HY08-16RZ90LST	079	HY12-12MV	075	HY16-30RU42B45T	078	PLE13-138	114
HY06-06OF90T	076	HY08-08BPF90T	069	HY08-16RZST	079	HY12-12OF45T	076	HY16-33KMF	073	PLE13-224	114
HY06-06OFT	077	HY08-08BPF90	069	HY08-22KMF	073	HY12-12OF90TL	076	HY18-20FJ	071	PLE13-226	114
HY06-06OM	077	HY08-08BP	069	HY08-24KMF	073	HY12-12OF90T	076	HY18-20MP	075	PLE13-234	114
HY06-06RA	077	HY08-08BPF	069	HY10-06FJ	071	HY12-12OFT	077	HY18-20OFT	077	PLE13-236	114
HY06-06RC90	078	HY08-08BPHB	068	HY10-08BPF	069	HY12-12OM	077	HY18-20PA90	070	PLE13-264	114
HY06-06RC	077	HY08-08BP	068	HY10-08FJ	071	HY12-12PA45	070	HY20-16FJ	071	PLE13-266	114
HY06-06RM	078	HY08-08BT	069	HY10-08MP	075	HY12-12PA90	070	HY20-20FJ45T	072	PLE13-324	113
HY06-07MF90T	074	HY08-08FA90T	070	HY10-08MS	075	HY12-12PA	069	HY20-20FJ90T	072	PLE13-334	113
HY06-08BPF45T	069	HY08-08FAT	071	HY10-10BPF45T	069	HY12-12RA	077	HY20-20FJ	071	PLE13-424	113
HY06-08BPF90T	069	HY08-08FA	070	HY10-10BPF90T	069	HY12-12RC90	078	HY20-20MJ	074	PLE13-434	113
HY06-08BPF90	069	HY08-08FF	071	HY10-10BP	069	HY12-12RC	077	HY20-20MP	075	PLE13-525L	114
HY06-08BPF	069	HY08-08FJ45T	072	HY10-10BP	068	HY12-12RM	078	HY20-20OF45T	076	PLE13-526	114
HY06-08BPHB	068	HY08-08FJ90TL	072	HY10-10FA	070	HY12-12SP90	078	HY20-20OFT	077	PLE13-536	114
HY06-08BP	068	HY08-08FJ90TM	072	HY10-10FJ45T	072	HY12-14FJ	071	HY20-20PA45	070	PLE13-602	114
HY06-08BT	069	HY08-08FJ90T	072	HY10-10FJ90TM	072	HY12-14MJ	074	HY20-20PA90	070	PLE13-604	114
HY06-08FA90T	070	HY08-08FJ	071	HY10-10FJ90T	072	HY12-14RA	077	HY20-20PA	069	PLE13-610	114
HY06-08FAT	071	HY08-08FJ-SS	079	HY10-10FJ90	071	HY12-16BPF	069	HY20-24PA45	070	PLE13-611	114
HY06-08FA	070	HY08-08FJT	072	HY10-10FJ	071	HY12-16FJ45T	071	HY20-24PA90	070	PLE13-612	114
HY06-08FF	071	HY08-08FJ	071	HY10-10MJ	074	HY12-16FJ90T	072	HY20-24PA	069	PLE13-613	114
HY06-08FJ45T	072	HY08-08FN	073	HY10-10MJ	074	HY12-16FJ90	071	HY22-24FJ	071	PLE13-705	114
HY06-08FJ90TL	072	HY08-08LF	073	HY10-10OF45T	076	HY12-16FJ	071			PLE13-712	114
HY06-08FJ90T	072	HY08-08MA	073	HY10-10OF90TL	076	HY12-16MJ	074			PLE13-713	114
HY06-08FJ90	071	HY08-08MF45T	074	HY10-10OF90T	076	HY12-16MP	074			PLE13-715	114
HY06-08FJT	072	HY08-08MF90T	074	HY10-10OFT	077	HY12-16MJ	075	HOSE-LPG-06	057	PLE13-753	114
HY06-08FJ	071	HY08-08MF	074	HY10-10OM	077	HY12-16MV	075	HOSE-LPG-08	057	PLE13-756	114
HY06-08LF	073	HY08-08MJP	074	HY10-10PAK45	073	HY12-16OF45T	076			PLE13-762	114
HY06-08MA	073	HY08-08MJ	074	HY10-10PAK90	073	HY12-16OF90T	076	<b>Marine Hose</b>			
HY06-08MF45T	074	HY08-08MP-SS	079	HY10-10PAK	073	HY12-16OFT	077	HOSE-R6-04	056	PLE13-774	113
HY06-08MF90T	074	HY08-08MP	075	HY10-10RA	077	HY12-16PA45	077	HOSE-R6-06	056		
HY06-08MF	074	HY08-08MSC	075	HY10-10RC90	078	HY12-16PA	069	HOSE-R6-06	056	<b>Power Steering Hose</b>	
HY06-08MJ	074	HY08-08MS	075	HY10-10RC	077	HY12-16RA	077	HOSE-R6-08	056	HOSE-PSH-06	057
HY06-08MS	075	HY08-08MV	075	HY10-12BPF90T	069	HY12-16RA	077	HOSE-R6-08	056		
HY06-08MV	075	HY08-08OF45T	076	HY10-12BP	069	HY12-20PA45	070	HOSE-R6-10	056	<b>Pressure Wash</b>	
HY06-08OF45T	076	HY08-08OF90TL	076	HY10-12BT	069	HY12-20PA90	070	HOSE-R6-12	056	BAHC-5279	109
HY06-08OF90TL	076	HY08-08OFT	077	HY10-12FJ90T	070	HY12-20RU30B	078			BAHC-5282	109
HY06-08OF90T	076	HY08-08OM	077	HY10-12FA	070	HY12-22MZ30B	078	<b>Non-Conductive Hose</b>		BAHC-5283	109
HY06-08OFT	077	HY08-08OM	077	HY10-12F45T	072	HY12-22RU30A45T	078	HOSE-R7E-04	058	BW-BSTC-1F	109
HY06-08RA	077	HY08-08PA45	070	HY10-12FJ45T	072	HY12-22RU30A90T	079	HOSE-R7E-06	058	BW-BSTC-1M	110
HY06-08RC90	078	HY08-08PA90	070	HY10-12FJ90TL	072	HY12-22RU30B45T	078	HOSE-R7E-08	058	BW-BSTN-1F	110
HY06-08RC	077	HY08-08PA	069	HY10-12FJ90T	072	HY12-22RU30B90T	079			BW-BSTN-1M	110
HY06-08RU16A	078	HY08-08PA	069	HY10-12FJ	071	HY12-22RU30B	078	<b>Nylon &amp; Vinyl Tubing</b>		PW-01-4X4	108
HY06-08SP90	078	HY08-08RA	077	HY10-12MJ	074	HY12-25MZ36B	076	WHNT10002	054	PW-01-6X6	108
HY06-10FJ	071	HY08-08RC90	078	HY10-12MP	075	HY12-25RU36B90T	079	WHNT10003	054	PW-04-4X4	109
HY06-10LF	073	HY08-08RC	077	HY10-12MS	075	HY12-25RU36B	078	WHNT10004	054	PW-04-6X6	109
HY06-10MJ	074	HY08-08RM	078	HY10-12OF45T	076	HY12-30KMF	073	WHNT10005	054	PW-170025	109
HY06-10MV	075	HY08-08SP90	078	HY10-12OF90TL	076	HY14-16FJ90T	072	WHNT10006	054	PW-170138	109
HY06-10MZ16A	076	HY08-10BPF	069	HY10-12OF90T	076	HY14-16FJ	071	WHNT10007	054	PW-170153	109
HY06-10MZ18A	076	HY08-10FA90T	070	HY10-12OFT	077	HY14-16MP	075	WHNT10008	054	PW-170154	109
HY06-10RA	077	HY08-10FAT	071	HY10-12OFT	077	HY16-12FJ45T	072	WHNT10009	054	PW-170169	109
HY06-10RC90	078	HY08-10FJ45T	072	HY10-12RA	077	HY16-12FJ	071	WHNT10010	054	PW-AL32324	109
HY06-10RU16A45T	078	HY08-10FJ90TL	072	HY10-18MZ26A	076	HY16-12MP	075	WHNT10011			

# INDEX BY PART #

# 18

PW-BSTC-1/2F	109	R5-05-05MF90	098	FFE491-6-16	118	S45-3	116	7934A	055	04U-054	062
PW-BSTC-1/2M	110	R5-05-05MFE	097	FFE491-6-1	118	S45-3	116	7940	055	04U-06C	062
PW-BSTC-1/4F	109	R5-05-05MF	097	FFE491-6	118	S45-4P-BSP	116	COR320-3	055	04U-08A	059
PW-BSTC-1/4M	110	R5-05-05MJ	098	FFE491-8-114	118	S45-4P	116	COR320-4	055	04U-08C	062
PW-BSTC-1/8F	109	R5-05-05MJ	098	FFE491-8-20	118	S45-4	116	COR320-5	055	04U-08D	064
PW-BSTC-1/8M	110	R5-05-05STE	097	FFE491-8	118	S45-6P	116	COR320-6	055	04U-08F	059
PW-BSTC-3/4F	109	R5-06-04FA45	099	FFE495-2	118	S45-6	116	WHS306	055	04U-102	058
PW-BSTC-3/4M	110	R5-06-04FAL90	099	FFE495-4-10	118	S49-2	118	WHS308	055	04U-104	058
PW-BSTC-3/8F	109	R5-06-04FT	097	FFE495-4-12	118	S49-3	118	WHS310	055	04U-106	058
PW-BSTC-3/8M	110	R5-06-04MF90	098	FFE495-4-3/4	118	S49-4	118	WHS312	055	04U-108	058
PW-BSTN-1/2F	110	R5-06-04MJ	098	FFE495-4	118	S49-4	118	WHS320	055	04U-10A	059
PW-BSTN-1/2M	110	R5-06-04MP	097	FFE495-6-16	118	S511-10	115	WHS330	055	04U-10C	062
PW-BSTN-1/4F	110	R5-06-05FT	097	FFE495-6-1	118	S511-6-1/2	115	WHS340	055	04U-10D	064
PW-BSTN-1/4M	110	R5-06-05MF90	098	FFE495-6	118	S511-6	115	WHS351	055	04U-10F	059
PW-BSTN-1/8F	110	R5-06-05MJ	098	FFE495-8-114	118	S511-8	115	WHS360	055	04U-14K	062
PW-BSTN-1/8M	110	R5-06-06FA45	099	FFE495-8	118	S515H-10	115	WHS372	055	04U-154	058
PW-BSTN-3/4F	110	R5-06-06FA90	099	FFE49-8-20	118	S515H-6-1/2	115	WHS408	055	04U-202	061
PW-BSTN-3/4M	110	R5-06-06FAL90	099	FFEC491-4	117	S515H-6	115	WHS412	055	04U-204	061
PW-BSTN-3/8F	110	R5-06-06FA	099	S101-1	115	S515H-8	115	WHS420	055	04U-254	061
PW-BSTN-3/8M	110	R5-06-06FJ45	098	S101-2-6	115	S515W-10	115	WHS430	055	04U-354	062
PW-GRIP-4	109	R5-06-06FJ90	098	S101-2	115	S515W-6-1/2	115	WHS440	055	04U-356	062
PW-GRIP-6	109	R5-06-06FJL90	099	S101-3-8	115	S515W-6	115	WHS451	055	04U-38T	064
PWH-1/4BLU	108	R5-06-06FT	097	S101-4-10	115	S515W-8	115	WHS460	055	04U-40T	064
PWH-3/8-100BL	108	R5-06-06MA	099	S101-4	115	S54-2	118	WHS512	055	04U-44P	065
PWH-3/8-50BL	108	R5-06-06MF90	098	S101-6-12	115	S54-3	115	WHS520	055	04U-504	060
PWH-3/8BLU	108	R5-06-06MFE	097	S101-6	115	S54-4	118	WHS530	055	04U-505	060
PW-SSTC-1/2F	110	R5-06-06MF	097	S101-8-16	115	S54-4	118	WHS540	055	04U-506	060
PW-SSTC-1/2M	110	R5-06-06MJ	098	S101-8	115	S54-6	118	WHS551	055	04U-554	068
PW-SSTC-1/4F	110	R5-06-06MJ	098	S1041-3	115	S54-8	118	WHS560	055	04U-58C	062
PW-SSTC-1/4M	110	R5-06-06MP	097	S105-1	115	S561-2	115	WHS612	055	04U-58D	067
PW-SSTC-1/8F	110	R5-06-06STE	097	S105-2-6	115	S561-3-6	116	WHS620	055	04U-604*	061
PW-SSTC-1/8M	110	R5-06-08FT	097	S105-2	115	S561-3	116	WHS630	055	04U-605*	061
PW-SSTC-1F	110	R5-06-08MJ	098	S105-3-8	115	S561-4-10	116	WHS640	055	04U-606	061
PW-SSTC-1M	110	R5-08-06FA	099	S105-3	115	S561-4-8	116	WHS651	055	04U-60C	062
PW-SSTC-3/4F	110	R5-08-06MP	097	S105-4-10	115	S561-4-BSP	116	WHS660	055	04U-60D	067
PW-SSTC-3/4M	110	R5-08-08FJ45	098	S105-4	115	S561-4P-BSP	116	WHSB308	055	04U-62C	062
PW-SSTC-3/8F	110	R5-08-08FJ90	098	S105-6-12	115	S561-4	116	WHSB312	055	04U-644*	066
PW-SSTC-3/8M	110	R5-08-08FJL90	099	S105-6	115	S561-6-12	116	WHSB320	055	04U-664*	066
PW-SSTN-1/2F	111	R5-08-08MA	099	S105-8-16	115	S561-6	116	WHSB330	055	04U-665*	066
PW-SSTN-1/2M	111	R5-08-08MFE	097	S105-8	115	S561-8-16	116	WHSB340	055	04U-666	066
PW-SSTN-1/4F	111	R5-08-08MF	097	S14-2	118	S561-8	116	WHSB351	055	04U-684*	065
PW-SSTN-1/4M	111	R5-08-08MJ	098	S14-3	118	S565-2	116	WHSB360	055	04U-685*	065
PW-SSTN-1/8F	111	R5-08-08MJ	098	S14-4	118	S565-3-6	116	WHSC308	055	04U-74P	067
PW-SSTN-1/8M	111	R5-08-08MP	097	S14-6	118	S565-3	116	WHSC312	055	04U-754	060
PW-SSTN-1F	111	R5-08-08STE	097	S14-8	118	S565-4-10	116	WHSC320	055	04U-755	060
PW-SSTN-1M	111	R5-08-10MJ	098	S19-2	118	S565-4-8	116	WHSC330	055	04U-A24	067
PW-SSTN-3/4F	111	R5-10-08FJ90	098	S19-3	118	S565-4	116	WHSC340	055	04U-A26	067
PW-SSTN-3/4M	111	R5-10-08MJ	098	S19-4	118	S565-6-12	116	WHSC351	055	04U-A64	068
PW-SSTN-3/8F	111	R5-10-08MP	097	S19-6	118	S565-6	116	WHSC360	055	04U-A66	068
PW-SSTN-3/8M	111	R5-10-10FJ45	098	S19-8	118	S565-8-16	116	WHSJ308	055	04U-B03	060
PW-ST1500	109	R5-10-10FJL90	099	S21-8P	116	S565-8	116	WHSJ312	055	04U-B04	060
PW-ST2000	109	R5-10-10MA	099	S21F-6	116	S59-2	118	WHSJ320	055	04U-B05	060
PW-ST2000	109	R5-10-10MJ	098	S25-15P	116	S59-3	118	WHSJ330	055	04U-B43	064
		R5-10-10MJ	098	S25-15	116	S59-4	118	WHSJ340	055	04U-B44	064
		R5-10-10MJ	098	S25-15P	116	S59-4	118	WHSJ351	055	04U-B45	064
		R5-10-12MJ	098	S25-16P	116	S59-6	118	WHSJ360	055	04U-B63	066
		R5-10-12MP	097	S25-16	116	S59-6	118			04U-B64	066
<b>Push On Hose</b>		R5-12-12FA45	099	S25-3P	116	S59-7	118			04U-B65	066
HOSE-PLOK-04BL	055	R5-12-12FA90	099	S25-3	116	S71-15P	116	<b>Teflon Hose</b>		04U-C34	061
HOSE-PLOK-04FC	055	R5-12-12FAL90	099	S25-4P-BSP	116	S71-15P	116	HOSE-R14-03	103	04U-E64	059
HOSE-PLOK-04	056	R5-12-12FA	099	S25-4	116	S71-15	116	HOSE-R14-05	103	04U-J04	059
HOSE-PLOK-05FC	055	R5-12-12FJ45	098	S25-4P	116	S71-15	116	HOSE-R14-06	103	04U-J34	067
HOSE-PLOK-05	056	R5-12-12FJ90	098	S25-8P	116	S71-15	117	HOSE-R14-08	103	04U-J36	067
HOSE-PLOK-06BL	055	R5-12-12FJL90	099	S25A-2P	116	S71-16P	116	HOSE-R14-12	103	04U-J38	067
HOSE-PLOK-06FC	055	R5-12-12MA	099	S25A-2	116	S71-16P	117	HOSE-R14-16	103	04U-L64	065
HOSE-PLOK-06	056	R5-12-12MJ	098	S25F-6	117	S71-16	116			04U-L66	065
HOSE-PLOK-08BL	055	R5-12-12MJ	098	S31-2P	117	S71-16	117	<b>Truck Hose</b>		04U-M04	066
HOSE-PLOK-08FC	055	R5-12-12MP	097	S31-3P	118	S71-16	116	HOSE-GL-04	058	04U-P04	060
HOSE-PLOK-08	056	R5-16-16FJ45	098	S34-2	118	S71-4	118	HOSE-GL-05	058	04U-P05	060
HOSE-PLOK-10BL	055	R5-16-16FJ90	098	S34-3	118	S71-4P-BSP	117	HOSE-GL-06	058	04U-P06	060
HOSE-PLOK-10FC	055	R5-16-16FJL90	099	S35-2P	117	S71-4P	116	HOSE-GL-08	058	04U-P54	059
HOSE-PLOK-12BL	055	R5-16-16MJ	098	S35-3P	117	S71-4P	117	HOSE-R5-04HT	097	04U-R04	061
HOSE-PLOK-12FC	055	R5-16-16MJ	098	S39-2	118	S71-4P	118	HOSE-R5-04	096	04U-R66	068
HOSE-PLOK-12	056	R5-16-16MJ	098	S39-3	118	S71-4	116	HOSE-R5-05HT	097	04U-R04	061
				S41-2P	116	S71-4	117	HOSE-R5-05	096	04U-S64	063
				S41-2P	116	S71-6P	116	HOSE-R5-06HT	097	04U-S66	063
				S41-2	116	S71-6	116	HOSE-R5-06	096	04U-S68	063
				S41-2	116	S75-15	116	HOSE-R5-08HT	097	04U-T04	064
				S41-36	116	S75-16	117	HOSE-R5-08	096	06U-056	062
				S41-3P-BSP	116	S75-4-BSP	117	HOSE-R5-10HT	097	06U-06L	063
				S41-3P	116	S75-4	117	HOSE-R5-10	096	06U-06P	063
				S41-3P	116	SH21-14P	116	HOSE-R5-12HT	097	06U-06S	063
				S41-3	116	SH21-14	116	HOSE-R5-12	096	06U-08P	063
				S41-3	116	SH21-2-3P	116	HOSE-R5-16HT	097	06U-104	058
				S44-2	118	SH21-2P	116	HOSE-R5-16	096	06U-106	058
				S44-3	118	SH21-2	116	HOSE-R5-20HT	097	06U-108	058
				S44-4	118	SH25-14P	118	HOSE-R5-20	096	06U-10A	059
				S45-15P	116	SH25-14	116	HOSE-R5-24HT	097	06U-10C	062
				S45-15	116	SH25-2-3P	116	HOSE-R5-24	096	06U-10D	064
				S45-2P	116	SH25-2P	116	HOSE-R5-32HT	097	06U-10F	059
				S45-2	116	SH25-2	116	HOSE-R5-32	096	06U-12A	059
				S45-36	116					06U-12C	062
				S45-3P-BSP	116	<b>Steel Brake Tubing</b>		<b>U Series Hose Ends</b>		06U-12D	064
						1595A	055	04U-04L	063	06U-12F	059
								04U-04S	063		

06U-14F	059	06U-S70	063	10U-112	058	12U-E76	059	20U-A40	067	<b>Cleaner</b>	
06U-156	058	06U-T06	064	10U-12L	063	12U-G12	063	20U-A44	067	CRC14035	253
06U-18K	062	06U-X60	065	10U-18A	059	12U-G16	063	20U-A80	068	CRC3070	252
06U-204	061	08U-058	062	10U-18C	062	12U-G42	065	20U-A84	068	CRC3125	253
06U-206	061	08U-08L	063	10U-18D	064	12U-G46	065	20U-E80	059	CRC3130	253
06U-256	061	08U-08P	063	10U-20F	059	12U-G72	068	20U-G20	063	CRC3190	253
06U-306	059	08U-08S	063	10U-24K	062	12U-G76	068	20U-G24	063	CRC3200	252
06U-356	062	08U-104	058	10U-360	062	12U-J12	059	20U-G50	065	CRC5102	252
06U-358	062	08U-106	058	10U-48T	064	12U-J40	067	20U-G80	068		
06U-406	062	08U-108	058	10U-508	060	12U-J42	067	20U-G84	068	<b>Deicer/Windshield</b>	
06U-40T	064	08U-112	058	10U-50P	065	12U-L70	065	20U-J50	067	<b>Washer Fluid</b>	
06U-42T	064	08U-12P	063	10U-50T	064	12U-L72	065	20U-L80	065	CRC5346	233
06U-446	066	08U-158	058	10U-510	060	12U-L76	065	20U-P20	060	RADDE-1	233
06U-44T	064	08U-15A	059	10U-512	060	12U-M12	066	20U-P67	059	RY68106	233
06U-46P	065	08U-15C	062	10U-608*	061	12U-P10	060	20U-S80	063	TRAD102	233
06U-486	064	08U-15D	064	10U-610*	061	12U-P12	060				
06U-506	060	08U-16F	059	10U-612	061	12U-P16	060	<b>Windshield/Vacuum</b>			
06U-508	060	08U-208	061	10U-650*	066	12U-P62	060	<b>Tubing</b>			
06U-510	060	08U-22K	062	10U-670*	066	12U-R10	059	HBD5300-01001	111	BLAS16-PB	250
06U-556	068	08U-258	061	10U-672	066	12U-R72	068	HBD5300-02001	111	CRC14005	249
06U-604*	061	08U-358	062	10U-68D	067	12U-S70	063	HBD5300-03001	111	CRC14170	249
06U-606	061	08U-360	062	10U-690*	065	12U-S72	063	HBD5300-04001	111	CRC3017	250
06U-608*	061	08U-45T	064	10U-692	065	12U-S76	063	HBD5300-05001	111	CRC3095	249
06U-60C	062	08U-46T	064	10U-70C	062	12U-S76	063			CRC3096	249
06U-60D	067	08U-48P	065	10U-70E	067	12U-T12	063			CRC3097	249
06U-610*	061	08U-508	060	10U-80P	067	12U-X60	064			CRC3110	249
06U-612	061	08U-510	060	10U-A30	067	16U-066	064			CRC3120	249
06U-62C	062	08U-512	060	10U-A32	067	16U-112	065			CRC3180	250
06U-62D	067	08U-558	068	10U-A70	068	16U-116	058			CRC3180	250
06U-62E	067	08U-560	068	10U-E70	059	16U-166	058	PER80050	245	CRC3185	249
06U-644*	066	08U-606	061	10U-E72	059	16U-16L	058	PER80238	245	PER80043	250
06U-646	066	08U-608*	061	10U-G09	063	16U-16S	063	PER80638	245	RADEB	250
06U-648*	066	08U-610*	061	10U-G69	065	16U-266	063	PER80855	245	SPR22701	250
06U-64C	062	08U-612	061	10U-J40	065	16U-28A	061	PER81158	245	SPR22732	250
06U-64E	067	08U-616	061	10U-L22	067	16U-28C	059	PER81173	245		
06U-664*	066	08U-648*	066	10U-L70	064	16U-28C	062	PER81730	246	KRYK09233	248
06U-666	066	08U-650*	066	10U-L72	065	16U-28D	064	PER81731	246	KRYK09242	248
06U-668*	066	08U-65D	067	10U-P08	065	16U-33K	062	PER81850	246	KRYK20719	248
06U-684*	065	08U-668*	066	10U-P10	060	16U-366	062	PER81913	245	KRYK20829	248
06U-686	065	08U-66C	062	10U-P12	060	16U-514	062	PER85913	245	KRYK20879	248
06U-688*	065	08U-66E	067	10U-P60	060	16U-516	060	PER85913	245	KRYK20879	248
06U-754	060	08U-688*	065	10U-R08	059	16U-520	060	SIK221BK	245	KRYR00159	247
06U-755	060	08U-690*	065	10U-S70	061	16U-56P	060	SIK221GY	245	KRYR00249	247
06U-756	060	08U-758	060	10U-S72	063	16U-58T	065	SIK221WH	245	KRYR00259	247
06U-76P	067	08U-760	060	10U-S72	063	16U-60F	064	SIK-NPLUSBK	245	KRYR00293	247
06U-78P	067	08U-78P	067	10U-T10	064	16U-60T	059	SIK-NPLUSCL	245	KRYR00339	247
06U-956	064	08U-80P	067	12U-062	062	16U-612	064	SIK-NPLUSWH	245	KRYR00349	247
06U-976	066	08U-A26	067	12U-108	058	16U-614	061			KRYR00379	247
06U-A24	067	08U-A28	067	12U-112	058	16U-616	061	<b>Air Tool Oil</b>		KRYR00439	247
06U-A26	067	08U-A30	067	12U-116	058	16U-620	061	CRCSL2531	237	KRYR00449	247
06U-A28	067	08U-A32	067	12U-12L	063	16U-656L33	066	CRCSL2533	237	KRYR00479	247
06U-A68	068	08U-A68	068	12U-12P	063	16U-676	066	LUBL0713-054	237	KRYR00489	247
06U-A68	068	08U-A70	068	12U-12S	063	16U-677	066			KRYR00559	247
06U-B04	060	08U-B08	060	12U-162	063	16U-677	066	<b>Anti-Freeze &amp; Coolant</b>		KRYR00559	247
06U-B05	060	08U-B10	060	12U-20F	058	16U-696	065	AF5050-55	234	KRYR00569	247
06U-B06	060	08U-B48	064	12U-212	059	16U-766	060	AF5050GD-55	234	KRYR00639	247
06U-B07	060	08U-B68	066	12U-22A	061	16U-78D	067	AF5050GD	234	KRYR00649	247
06U-B44	064	08U-E68	059	12U-22A	061	16U-78D	067	AF5050L-55	234	KRYR00699	247
06U-B45	064	08U-E70	059	12U-22C	062	16U-80C	062	AF5050L	234	KRYR00719	247
06U-B46	064	08U-E72	059	12U-22D	064	16U-80C	067	AF5050	234	KRYR00759	247
06U-B47	064	08U-G08	063	12U-25F	064	16U-86P	067	BERB150	233	KRYR00769	248
06U-B47	064	08U-G41	065	12U-262	059	16U-A36	067	BERB1800	233	KRYR00779	247
06U-B64	066	08U-G71	068	12U-30K	061	16U-A40	067	BERB1801	233	KRYR00789	247
06U-B65	066	08U-J06	059	12U-312	062	16U-A76	068	BERB2300	233	KRYR00799	247
06U-B66	066	08U-J08	059	12U-362	059	16U-E76	059	BERB23055	233	KRYR00829	247
06U-B67	066	08U-J36	067	12U-412	062	16U-G16	063	CRC5528	233	KRYR00839	247
06U-C36	061	08U-J38	067	12U-510	062	16U-G20	063	CRC5532	233	KRYR00879	247
06U-E66	059	08U-J42	067	12U-512	060	16U-G46	065	PLAF-55	233	KRYR00909	247
06U-E68	059	08U-L50	065	12U-514	060	16U-G50	065	PLAF-GOLD-55	234	KRYR00919	247
06U-E70	059	08U-L66	065	12U-516	060	16U-G76	068	PLAF-GOLD	234	KRYR00929	247
06U-J04	059	08U-L68	065	12U-52P	060	16U-G80	068	PLAF-LL-55	234	KRYR01429	248
06U-J06	059	08U-L70	065	12U-52T	064	16U-J16	059	PLAF-LL	234	KRYR01559	248
06U-J08	059	08U-L70	065	12U-55T	064	16U-J46	067	PLAF	233	KRYR01649	248
06U-J36	067	08U-M08	066	12U-560	064	16U-J50	067	RADM28-32	233	KRYR10339	248
06U-J38	067	08U-P08	060	12U-562	068	16U-L72	065	RADM28-34	233	KRYR10339	248
06U-L06	064	08U-P10	060	12U-564	068	16U-L76	065			KRYR10339	248
06U-L66	065	08U-P12	060	12U-564	068	16U-L80	065	<b>Battery Cleaner</b>		KRYR10339	248
06U-L68	065	08U-P56	060	12U-612	061	16U-P16	065	CRC3176	252	KRYR00326	247
06U-L68	065	08U-P58	059	12U-612	061	16U-P66	065	CRC5023	252	KRYR00329	247
06U-M04	066	08U-R08	059	12U-614	061	16U-S72	060	CRC5046	252	KRYR01000	247
06U-M06	066	08U-R10	061	12U-616	061	16U-S80	063	PER80369	252	KRYR01003	247
06U-M08	066	08U-R12	061	12U-652	061	16U-T16	063			KRYR01005	247
06U-P06	060	08U-R68	066	12U-670*	066	20U-070	064			KRYR01006	247
06U-P08	060	08U-R70	068	12U-672	066	20U-120	064	<b>Brake Fluid</b>		KRYR01008	247
06U-P10	060	08U-R72	068	12U-692	065	20U-20S	062	BERB1400	231	KRYR01009	247
06U-P56	059	08U-S66	063	12U-692	065	20U-20S	058	BERB1401	231	KRYR01101	247
06U-P58	059	08U-S68	063	12U-696	065	20U-35C	063	BERB1402	231	KRYR01110	247
06U-R06	061	08U-S70	063	12U-72D	067	20U-36K	062	BERB1405	231	KRYR01150	247
06U-R08	061	08U-S72	063	12U-75C	062	20U-370	062	BERB2900	231	KRYR01210	247
06U-R66	068	08U-T08	064	12U-75E	067	20U-520	062	BERB2902	231	KRYR01212	247
06U-R68	068	08U-T08	064	12U-762	060	20U-60P	060			KRYR01213	247
06U-R70	068	08U-X60	065	12U-82P	067	20U-60P	065	<b>Compressor Oil</b>		KRYR01285	247
06U-S64	063	10U-106	058	12U-A30	067	20U-620	061	CRCSL22133	235	KRYR01305	247
06U-S66	063	10U-108	058	12U-A32	067	20U-677	066	LUBL0707-054	235	KRYR01310	247
06U-S68	063	10U-108	058	12U-A72	067	20U-770	060	LUBL0707-057	235	KRYR01319	247
				12U-E72	058	20U-85D	067	LUBL0707-060	235	KRYR01321	247
						20U-88C	062			KRYR01415	247
						20U-90P	067	<b>Contact/Precision</b>			

# INDEX BY PART #

18

KRYS01445	247	<b>General Purpose</b>	GOJO-0965	255	CRC5005	239	PER59235	244	CEBAA32	164
KRYS01470	247	<b>Cleaner</b>	GOJO-0975	255	CRC5006	239	PER80017	244	CEBAA34	164
KRYS01485	247	CRC14085	GOJO-1115	254	CRC5007	239	PER80338	245	CEBAA410	164
KRYS01510	247	CRC14086	GOJO-1135	255	CRCSL3331	231	PER80631	244	CEBAA41	164
KRYS01515	247	SEY20-047	GOJO-1204	254	CRCSL35901	241	PER80632	244	CEBAA42-CE	168
KRYS01540	247	SEY20-20	GOJO-1204	255	LUBL0135-063	239			CEBAA42	164
KRYS01580	247	SIM-13005	GOJO-6298	256	LUBL0152-063	239	<b>Spill Containment</b>		CEBAA43-CE	168
KRYS01615	247	SIM-13006	GOJO-6383	256	LUBL0912-063	240	EAG-1612	256	CEBAA43	164
KRYS01620	247	SIM-13006	GOJO-6396	256	PER09128	241	EAG-1613	256	CEBAA44-CE	168
KRYS01625	247	SIM-13012	GOJO-6398	256	PER24110	242	EAG-1632	256	CEBAA44	164
KRYS01630	247	SPR26801	GOJO-7200	254, 255	PER31163	241	EAG-1633	256	CEBAA45	164
KRYS01645	247	SPR26802	GOJO-7205	254, 255	PER77124	242	EAG-1634	256	CEBAA46-CE	168
KRYS01760	247	SPR26832	GOJO-7255	255	PER77164	242	EAG-1647	256	CEBAA46	164
KRYS01762	247		GOJO-7265	255	PER80059	241	EAG-1689	256	CEBAA48	164
KRYS01765	247	<b>Grease</b>	GOJO-7272	254	PER80070	240			CEBAA50	164
KRYS01770	247	BERB3600	GOJO-7295	254	PER80071	241	<b>Starting Fluid</b>		CEBAA52	164
KRYS01800	247	BERB800	GOJO-7500	255	PER80073	239	CRC5671	233	CEBAA53	164
KRYS03610	248	CRC3079	GOJO-7556	255	PER80075	239	RADM38-15	233	CEBAA54	164
KRYS03611	248	CRC3080	GOJO-7565	255	PER80077	242	SPR65516	232	CEBAA54	164
KRYS03612	248	CRC3082	PER23104	255	PER80078	241	SPR70516	232	CEBAA56	164
KRYS03620	248	CRCSL3141	PER23116	255	PER80208	241			CEBAA58	164
KRYS03621	248	CRCSL3146	PER23218	255	PER80729	242	<b>Steering Fluid</b>		CEBAA60	164
KRYS03622	248	CRCSL3150	PER25072	256	PER81343	241	BERB1500	231	CEBAA612	164
KRYS03630	248	CRCSL3155	PER25104	255	PER81464	241	BERB1501	231	CEBAA614	164
KRYS03631	248	CRCSL3190	PER25116	255	WD10010	240	BERB1502	231	CEBAA616	164
KRYS03640	248	CRCSL3191	PER25217	255	WD10116	240			CEBAA62-CE	168
KRYS03650	248	CRCSL3195	PER25219	255	WD10116	240	<b>Synthetic Fluid</b>		CEBAA62	164
KRYS03702	248	CRCSL3197			WD11005	240	LUBL0970-060	237	CEBAA63	164
KRYS03720	247	CRCSL3310	<b>Hydraulic Oil</b>		WD11007	240	LUBL0971-057	237	CEBAA64	168
KRYS03725	247	CRCSL3311	CAMAW32-55	235			LUBL0971-060	237	CEBAA64	164
KRYS03727	247	CRCSL3315	CAMAW32-5	235	<b>Motor Oil</b>		LUBL0971-062	237	CEBAA66-CE	168
KRYS03771	248	CRCSL3330	CAMAW32-5	235	CAM1030-55	234	LUBL0972-060	237	CEBAA66	164
KRYS03801	248	CRCSL35600	CAMAW46-55	235	CAM1030	234	LUBL0972-062	237	CEBAA68-CE	168
KRYS03821	248	LUBL0037-001	CAMAW46-5	235	CAM1040-55	234	LUBL0973-060	237	CEBAA68	164
KRYS03821	248	LUBL0037-001	CAMAW68-55	235	CAM1540-55	234	LUBL0973-062	237	CEBAA810	164
KRYS03900	248	LUBL0037-0035	LUBL0760-057	236	CAM2050	234	LUBL0974-057	237	CEBAA812	164
KRYS03901	248	LUBL0037-0035	LUBL0760-060	236	CAM33305	234	LUBL0974-060	237	CEBAA814	164
KRYS03903	248	LUBL0037-006	LUBL0761-057	236	CAM520	234	LUBL0974-061	237	CEBAA816	164
KRYS03904	248	LUBL0037-006	LUBL0761-060	236	CAMHD30	234	LUBL0974-062	237	CEBAA84	164
KRYS03905	248	LUBL0072-035	LUBL0761-062	236	SUR1559	234	LUBL0975-057	237	CEBAA86	164
KRYS03911	248	LUBL0072-098	LUBL0762-057	236	SUR1560	234	LUBL0975-060	237	CEBAA88	164
KRYS06700	248	LUBL0102-035	LUBL0762-060	236	WOF1042	234	LUBL0975-060	237	CEBLAA22	164
SEY620-1413	247	LUBL0102-039	LUBL0762-062	236	WOF1051	234	LUBL0976-057	237	CEBLAA23	164
SEY620-1415	247	LUBL0102-098	SUR3522	236	WOF1221	234	LUBL0976-060	237	CEBLAA24	164
SEY620-1416	247	LUBL0106-098	SUR3800	236	WOF1231	234	LUBL0977-057	237	CEBLAA24	164
SEY620-1431	247	LUBL0148-035	WOF5113	236	WOF1233	234	LUBL0977-060	237	CEBLAA28	164
		LUBL0148-098	WOF5119	236	WOF1343	234			CEBLAA54	164
		LUBL0161-035	<b>Hydroforce</b>		WOF2302	234	<b>Threadlockers</b>		CEBLAA56	164
		LUBL0161-098	CRC14400	254	WOF2402	234	PER24010	246	CEBLAA56	164
		LUBL0190-098	CRC14401	254	WOF3142	234	PER24200	246	CEBLAA610	164
		LUBL0316-035	CRC14402	254	WOF3149	234	PER24240	246	CEBLAA612	164
		LUBL0316-098	CRC14403	254	WOF3184	234	PER24283	246	CEBLAA614	164
		PER01010	CRC14405	254	WOF3309	234	PER26240	246	CEBLAA616	164
		PER22058	CRC14406	248	WOF5302	234	PER27010	246	CEBLAA62	164
		PER81150	CRC14407	248	<b>Parts Cleaner</b>		PER27100	246	CEBLAA63	164
		PER81981	CRC14408	248	BERB3200	251	PER27140	246	CEBLAA64	164
		SUR6600	CRC14409	248	BERB350	251	PER27183	246	CEBLAA66	164
		SUR6700	CRC14411	248	BERB350	251	PER27200	246	CEBLAA68	164
		SUS67	CRC14412	254	CRC5079	252	PER27240	246	CECAA34	167
		SUS70	CRC14413	254	CRC5079	252	PER29040	247	CECAA42	167
		SUS71	CRC14414	254	CRC5084	251	<b>Tractor Hydraulic Fluid</b>		CECAA43	167
		WOLF2926	CRC14415	254	CRC5085	251	CAM16505	236	CECAA63	167
		WOLF2928	CRC14416	249	CRC5086	249	WOF4019	236	CEMA/A64D	170
		<b>Fuel Additives</b>	CRC14417	249	CRC5089	249	CAM16705	236	CEMA/A67D	170
		BERB1900	CRC14424	254	CRC5090	249	CAM54705	236	CEMA/A810D	170
		BERB202	CRC14440	249	CRC5091	249			CEMA/A86D	170
		BERB3000	CRC14441	249	CRC5110	252	<b>Transmission Fluid</b>		HUCK-MGLP-B6-4	171
		CRC5061	CRC14442	249	CRC5151	251	CAM30905	235	HUCK-MGLP-B6-7	171
		CRC5077	CRC14442	249	PER80079	251	CAM30912	235	HUCK-MGLP-B8-10	171
		CRC5225	CRC14446	254	PER82220	251	WOF2226	235	HUCK-MGLP-B8-6	171
		CRC5228	CRC1447	254	PER82578	251	WOF2229	235	<b>Aluminum/Steel</b>	
		CRC5232	<b>Jack Oil &amp; Fluid</b>		PER82580	251			CE52368	169
		CRC5343	CRCSL2552	236	PER82606	251	<b>RIVETS</b>		CE52369	169
		CRC5412	LUBL0768-054	236	RADFEB-1	250	<b>3G Liner</b>		CE52370	169
		CRC5428	<b>Lubricants</b>		RADHS-3K	250	CELR-17-706-13	173	CE52371	169
		CRC5432	BERB303	240	RADHS-3	250	CELR-18-706-13	173	CE52372	169
		CRC5432	BERB3900	240	RADHS-5K	250	CELR-19-706-13	173	CE52373	169
		CRC5612	BOST-NS-168	242	RADHS-5LB	250			CE52374	169
		CRC5625	BOST-NSA-16	242	RADM715	251	<b>Aluminum/Aluminum</b>		CE52376	169
		CRC5632	BOST-NSBT-16	242	RADM720	251	CEA0516ATB	169	CEBAS32	165
		CRC5655	BOST-NSBT-4	242	<b>Penetrants</b>		CEA0530ATB	169	CEBAS34	165
		CRC5670	BOST-NSBT-8N	242	CRC3005	238	CEA0532ATB	169	CEBAS410	165
		RADM24-32	BOST-NSBT-8	242	CRC3006	239	CEA0619ATB	169	CEBAS41	165
		<b>Hand Cleaners</b>	CRC14095	241	CRC3020	238	CEA0622ATB	169	CEBAS42-CE	168
		GOJO-0903	CRC3030	240	CRC3021	239	CEA0625ATB	169	CEBAS42	165
		GOJO-0905	CRC3045	240	CRC3060	238	CEAA46-CE	168	CEBAS43-CE	168
		GOJO-0912	CRC3050	239	CRC3062	238	CEAB-10KL	170	CEBAS43-MG	169
		GOJO-0913	CRC3058	239	LUBL0912-063	240	CEAB6-4KL	170	CEBAS43	165
		GOJO-0915	CRC3083	241	PER80052	239	CEAB6-7KL	170	CEBAS44-CE	168
		GOJO-0945	CRC3084	241			CEAB6-EKL	170	CEBAS44	165
		GOJO-0955	CRC3094	241	PER51531	244	CEAB8-6KL	170	CEBAS45-MG	169
					PER56521	244	CEAB8-EKL	170	CEBAS45	165
					PER59214	244	CEAL625ATB	169	CEBAS46-CE	168



CEBAS46	165	CEBH912-S	172	CE39361	176	CE57342	171	CEBLSS44	166	<b>Washers</b>	
CEBAS48	165	CEBH916-H	172	CE39362	176	CE57350	171	CEBLSS46	166	CEAS-10	170
CEBAS510	165	CEBH916-S	172	CE39363	176	CE57354	171	CEBLSS48	166	CEAS-12	170
CEBAS52	165	CEDR38-206-06-16	173	CE39366	176	CE57358	171	CEBLSS53	166	CEAS-8	170
CEBAS53-CE	168	CEDR38-206-08-16	173	CE39367	176	CE57359	171	CEBLSS54	166	CEAS-9	170
CEBAS53	165	CEDR38-206-10-16	173	CE39368	176	CE57360	171	CEBLSS56	166		
CEBAS54-CE	168	CEDR38-206-12-16	173	CE39369	176	CE57365	171	CEBLSS610	166	<b>SAFETY</b>	
CEBAS54-MG	169	CEDR38-208-06-16	173	CE39371	176	CE57371	171	CEBLSS612	166	<b>Ear Plugs &amp; Muffs</b>	
CEBAS54	165	CEDR38-208-08-16	173	CE39372	176	CE57374	171	CEBLSS614	166	3M1100	226
CEBAS56	165	CEDR38-208-10-16	173	CE39373	176	CE57378	171	CEBLSS64	166	3M1100	226
CEBAS58	165	CEDR38-208-12-16	173	CE39374	176	CE57379	171	CEBLSS66	166	3M1120	226
CEBAS610	165	CELR10-11-706-13	173	CE39375	176	CE57381	171	CEBLSS68	166	3M1130	226
CEBAS612-MG	169	CEMBH610-H	172	CE39379	176	CE57382	171	CEBLSS88	166	ERB-14234	226
CEBAS612	165	CEMBH610-S	172	CE39380	176	CE57384	171	CEBSS32	166	ERB-14235	226
CEBAS614	165	CEMBH612-H	172	CE39381	176	CE57385	171	CEBSS34	166	ERB14380	226
CEBAS616	165	CEMBH612-S	172	CE39382	176	CE57386	171	CEBSS410	166	<b>Eyewear</b>	
CEBAS62-CE	168	CEMBH66-H	172	CE39383	176	CE57387	171	CEBSS412	166	ERB-15200	225
CEBAS62	165	CEMBH66-S	172	CE39384	176	CE57388	171	CEBSS41	166	ERB-15201	225
CEBAS63	165	CEMBH67-H	172	CE39385	176	CE57389	171	CEBSS42	166	ERB-15202	225
CEBAS64-CE	168	CEMBH67-S	172	CE39386	176	CE57390	171	CEBSS43	166	ERB-15266	225
CEBAS64-MG	169	CEMBH68-H	172	CE39387	176	CE57391	171	CEBSS44	166	ERB-15280	225
CEBAS64	165	CEMBH68-S	172	CE717001	177	CE57395	171	CEBSS45	166	ERB-15300	225
CEBAS66-CE	168	CEMBH810-H	172	CE717002	177	CE57396	171	CEBSS46	166	ERB-15301	225
CEBAS66-MG	169	CEMBH810-S	172	CE717003	177	PSTN-1420RW	174	CEBSS48	166	ERB-15320	226
CEBAS66	165	CEMBH812-H	172	CE717005	177	PSTN51618RW	174	CEBSS510	166	ERB-15406	225
CEBAS68-CE	168	CEMBH812-S	172	CE717006	177	<b>Semi-Tubular</b>		CEBSS52	166	ERB-15423	226
CEBAS68-MG	169	CEMBH86-H	172	CE88220-1	177	CESM10-4508	173	CEBSS53	166	ERB-15654	226
CEBAS68	165	CEMBH86-S	172	CE88220-79	177	CESM10-4508	173	CEBSS54	166	ERB-15711	226
CEBAS810	165	CEMBH88-H	172	CE88220-83	177	CESM810S	173	CEBSS56	166	ERB-16327	225
CEBAS812	165	CEMBH88-S	172	CE88220-84	177	CESM812S	173	CEBSS58	166	ERB-16402	225
CEBAS814	165	CERH808-H	172	CE88220-85	177	CESM814A	173	CEBSS610	166	ERB-16500	226
CEBAS816	165	CERH810-H	172	CE95630	175	CESM814S	173	CEBSS612	166	ERB-16700	226
CEBAS84-CE	168	CERH812-H	172	CE95631	175	CESM816S	173	CEBSS614	166	ERB-16800	225
CEBAS84	165	CEUH31612-H	172	CE95632	175	CESM820S	173	CEBSS616	166	ERB-16835	225
CEBAS86-CE	168	CEUH31634-H	172	CE95633	175	<b>Stainless Steel/</b>		CEBSS62-CE	168	<b>First Aid</b>	
CEBAS86	165	CEUH376716-H	172	CE95635	175	<b>Stainless Steel</b>		CEBSS62	166	ERB-100M	228
CEBAS88	165	<b>Fastening System</b>		CE95636	175	CEBLTT42	167	CEBSS63-CE	168	ERB-10EP	228
CEBLAS42	165	PSMS-142012S	173	CE95637	175	CEBLTT44	167	CEBSS63	166	ERB-10UP	228
CEBLAS43	165	PSMS-142012	173	CE95638	175	CEBLTT46	167	CEBSS64	166	ERB-25EP	228
CEBLAS44	165	PSMS-142058S	173	CE95639	175	CEBLTT54	167	CEBSS66	166	ERB-25UP	228
CEBLAS46	165	PSMS-142058S	173	CE95640	175	CEBLTT610	167	CEBSS68	166	ERB-50EM	228
CEBLAS54	165	PSMS-1420716	173	CE95641	175	CEBLTT616	167	CEBSS810	166	FND445	228
CEBLAS56	165	PSMS-5161834S	173	CE95642	175	CEBLTT66	167	CEBSS812	166	FND451	228
CEBLAS610	165	PSMS-5161858S	173	CE95643	175	CEBLTT68	167	CEBSS814	166	FND455	228
CEBLAS612	165	PSMS-5161878S	173	CE95644	175	CEBTT32	167	CEBSS816	166	FND462	228
CEBLAS614	165	PSMS-51618S	173	CE95645	175	CEBTT34	167	CEBSS84	166	Gloves	
CEBLAS616	165	<b>Mandrel/Nosepieces</b>		CE95647	175	CEBTT34	167	CEBSS86	166	GLOV-1200L	222
CEBLAS618	165	AVKAA271-1024	174	CE95648	175	CEBTT410	167	CEBSS88	166	GLOV-1300L	222
CEBLAS63	165	AVKAA271-1032	174	CE95649	175	CEBTT41	167	CECNS42	168	GLOV-1320L	222
CEBLAS64-MG	169	AVKAA271-420	174	CE95715	177	CEBTT42	167	CECNS43	168	GLOV-1350L	222
CEBLAS64	165	AVKAA271-518	174	CE95716	177	CEBTT43-CE	168	CECNS44	168	GLOV-1360L	222
CEBLAS66	165	AVKAA271-616	174	CE95717	177	CEBTT43	167	CECNS46	168	GLOV-1362L	222
CEBLAS68-MG	169	AVKAA271-632	174	CE95835	177	CEBTT44	167	CECNS46	168	GLOV-1380L	222
CEBLAS68	165	AVKAA271-832	174	CE95897	177	CEBTT45	167	CECNS63	168	GLOV-1400L	222
CECAS42	167	AVKAAT202-1015	175	CE95898	177	CEBTT46	167	CECNS64	168	GLOV-1400XL	222
CECAS43	167	AVKAAT202-1024	175	CE95899	177	CEBTT48	167	CEMS/S64D	170	GLOV-3100L	223
CECAS44	167	AVKAAT202-350	175	HUCK-99-3201	178	CEBTT510	167	CEMS/S67D	170	GLOV-3100M	223
CECAS63	167	AVKAAT202-420	175	HUCK-99-3204	178	CEBTT52	167	CEMS/S810D	170	GLOV-3150L	223
CECAS64	167	AVKAAT202-428	175	HUCK-99-3300	178	CEBTT53	167	CEMS/S86D	170	GLOV-3150M	223
POPAD6140TFBS	169	AVKAAT202-440	175	HUCK-99-3301	178	CEBTT54	167	CESB-10KL	170	GLOV-3201L	223
POPAD6250TFBS	169	AVKAAT202-470	175	POPARG540-44	178	CEBTT56	167	CESB6-4KL	170	GLOV-3201M	223
POPAD6375TFBS	169	AVKAAT202-518	175	POPARG540-46	178	CEBTT58	167	CESB6-7KL	170	GLOV-3250L	223
POPAD6519TFBS	169	AVKAAT202-524	175	POPARG540-46	178	CEBTT60	167	CESB6-EKL	170	GLOV-3250M	223
POPAD8250TFBS	169	AVKAAT202-580	175	POPARN414	178	CEBTT612	167	CESB8-6KL	170	GLOV-3400L	224
POPAD8375TFBS	169	AVKAAT202-610	175	POPARN424	178	CEBTT62	167	CESB8-EKL	170	GLOV-3400M	224
POPAD8519TFBS	169	AVKAAT202-616	175	POPARN434	178	CEBTT63	167	HUCK-MGLP-R6-4	171	GLOV-3400XL	224
<b>Brazier Head</b>		AVKAAT202-624	175	POPARN4HR	178	CEBTT64	167	HUCK-MGLP-R6-7	171	GLOV-3401L	224
CEBH610-H	172	AVKAAT202-632	175	POPARN514	178	CEBTT64-CE	168	HUCK-MGLP-R8-10	171	GLOV-3401XL	224
CEBH610-S	172	AVKAAT202-8125	175	POPARN524	178	CEBTT64	167	HUCK-MGLP-R8-6	171	GLOV-4700L	222
CEBH612-H	172	AVKAAT202-832	175	POPARN534	178	CEBTT66	167	HUCK-MGLP-R8-6	171	GLOV-4700L	222
CEBH612-S	172	CE10027	177	POPARN5HR	178	CEBTT68	168	<b>Tools</b>		GLOV-6412L	223
CEBH66-H	172	CE10028	177	POPARN614	178	CEBTT84	167	AVKAA112	175	GLOV-6500S/JL	223
CEBH66-S	172	CE10029	177	POPARN634	178	CEBTT86	167	AVKAA170	174	GLOV-6512S/JL	223
CEBH67-H	172	CE10030	177	POPARN6HR	178	CEBTT88	167	CE34008/425RNK	176	GLOV-6702FL	223
CEBH67-S	172	CE10216	177	POPARN811	178	CECIT44	168	CE34604/325RN	175	GLOV-6710FSL	223
CEBH68-H	172	CE10226	177	POPARN822	178	CECIT64	168	CE34604/325RNK	175	GLOV-6712FL	223
CEBH68-S	172	CE34615	175	POPARN624	178	CECIT66	168	CE34607/425RN	175	GLOV-6800L	222
CEBH69-H	172	CE34616	175	<b>Nylon Nail Anchor</b>		CECIT68	168	CE39000	174	GLOV-6922L	222
CEBH69-S	172	CE34617	175	NNA14112MH	173	CEMSS/SS64D	170	CE39001	174	GLOV-7100L	222
CEBH810-H	172	CE34618	175	NNA141MH	173	CEMSS/SS67D	170	CE39005	174	GLOV-7900L	222
CEBH810-S	172	CE34619	175	NNA142MH	173	CEMSS/SS86D	170	CE39009	174	GLOV-8100C	222
CEBH812-H	172	CE34625	175	NNA1434MH	173	CESB6-4KL	171	CE39031	174	GLOV-9500DL	222
CEBH812-S	172	CE34626	175	NNA143MH	173	CESB6-7KL	171	CE39054/M3	177	GLOV-9650L	222
CEBH814-H	172	CE34627	175	NNA144MH	173	CESB6-EKL	171	CE39058/M4	177	GLOV-9682L	222
CEBH814-S	172	CE34628	175	<b>Rivet Nuts</b>		CESB8-10KL	171	CE39062/302E	177	GLOV-9750L	223
CEBH816-H	172	CE39354	176	CE57310	171	CESB8-6KL	171	CE39064/304E	177	GLOV-9751L	223
CEBH816-S	172	CE39355	176	CE57312	171	HUCK-MGLP-U6-4	171	CE39300	176	GLOV-9761L	223
CEBH86-H	172	CE39356	176	CE57320	171	HUCK-MGLP-U6-7	171	CE39301	176		
CEBH86-S	172	CE39357	176	CE57321	171	HUCK-MGLP-U8-6	171	CE39315	176		
CEBH88-H	172	CE39358	176	CE57330	171	<b>Steel/Steel</b>		CE39316	176		
CEBH88-S	172	CE39359	176	CE57332	171	CEBLSS42	166	CEAR-1A1	177		
CEBH912-H	172	CE39360	176	CE57340	171	CEBLSS44	166	CEAR-1A2	177		
						CEBLSS43	166	HUCK-2025	178		
								POPARG540	178		



APEX185-6MM	215	HELR1084-10	216	3M3750T	201	HEL3747-18	219	HEL5546-14	219	HELR1185-4	218, 220
APEX185-6	215	HELR1084-12	216	TAPE-FS3/4	202	HEL3747-20	219	HEL5546-16	219	HELR1185-5	218, 220
APEX185-7MM	215	HELR1084-14	216	TAPE-P2	202	HEL3747-4	219	HEL5546-18	219	HELR1185-6	218, 220
APEX185-7	215	HELR1084-16	216	TAPE-P3	202	HEL3747-5	219, 220	HEL5546-3	219	HELR1185-7	218, 220
APEX185-8MM	215	HELR1084-20	216			HEL3747-6	219, 220	HEL5546-4	219	HELR1185-8	218, 220
APEX185-8	215	HELR1084-3	216			HEL3747-7	219	HEL5546-5	219	HELR1185-9	218
APEX185-9MM	215	HELR1084-4	216	<b>Reamers</b>		HEL3747-8	219, 220	HEL5546-6	219	HELR1191-10	219
APEX185-9	215	HELR1084-5	216	CTD50AG1/2	212	HEL3747-9	219	HEL5546-7	219	HELR1191-11	219
APEX185-9	215	HELR1084-6	216	CTD50AG11/16	212	HEL4640-10	220	HEL5546-8	220	HELR1191-12	219, 220
APEX440-12	214	HELR1084-6	216	CTD50AG1-1/2	212	HEL4640-11	220	HEL5546-9	219	HELR1191-4	219, 220
APEX440-1	214	HELR1084-7	216	CTD50AG13/16	212	HEL4640-12	220	HEL5621	220	HELR1191-5	219, 220
APEX440-22	214	HELR1084-8	216	CTD50AG15/16	212	HEL4833	217	HEL5625-125	220	HELR1191-6	219, 220
APEX440-2	214	HELR1084-9	216	CTD50AG1	212	HEL4835-10	220	HEL5625	220	HELR1191-7	219, 220
APEX440-32	214	HELR1185-10	216	CTD50AG3/4	212	HEL4835-11	220	HEL5626-150	220	HELR1191-8	219, 220
APEX440-3	214	HELR1185-12	216	CTD50AG3/8	212	HEL4835-8	220	HEL570-10	219, 220	HELR1191-9	219
APEX440-4	214	HELR1185-1	216	CTD50AG5/8	212	HEL4944-11	220	HEL570-11	219	HELR3745-12	220
APEX440-TX10-H	215	HELR1185-2	216	CTD50AG7/8	212	HEL4944-12	220	HEL570-5	219, 220	HELR3745-14	220
APEX440-TX10	214	HELR1185-3	216	CTD50AG9/16	212	HEL4971-10	217	HEL570-6	219, 220	HELR3745-16	220
APEX440-TX15-H	215	HELR1185-4	216	CTD51AG1/2	212	HEL4971-11	217	HEL570-7	219	HELR4255-10	220
APEX440-TX15	214	HELR1185-5	216	CTD51AG11/16	212	HEL4971-12	217	HEL570-8	219, 220	HELR4255-11	220
APEX440-TX20-H	215	HELR1185-6	216	CTD51AG1-1/16	212	HEL4971-13	217	HEL570-9	219	HELR4255-8	220
APEX440-TX20	214	HELR1185-7	216	CTD51AG1-1/4	212	HEL4971-14	217	HEL573-10	220	HELR4649-10	220
APEX440-TX25-H	215	HELR1185-8	216	CTD51AG13/16	212	HEL4971-15	217	HEL573-11	220	HELR4649-11	220
APEX440-TX25	214	HELR1185-9	216	CTD51AG15/16	212	HEL4973-12	220	HEL573-3	220	HELR4649-12	220
APEX440-TX27-H	215	HELR1191-10	216	CTD51AG1	212	HEL4973-14	220	HEL575-10	220	HELR474-4	217
APEX440-TX27	214	HELR1191-12	216	CTD51AG3/4	212	HEL4976-12	220	HEL7751-3	219	HELR482-1	217
APEX440-TX30-H	215	HELR1191-14	216	CTD51AG3/8	212	HEL4976-16	220	HEL80-401	217	HELR482-2	217
APEX440-TX30	214	HELR1191-16	216	CTD51AG5/16	212	HEL4976-16	220	HEL80-701	217	HELR512	217
APEX440-TX40	214	HELR1191-18	216	CTD51AG5/8	212	HEL5329-14-1	218	HEL8187-14	218	HELR513-10	217
APEX440-TX45	214	HELR1191-20	216	CTD51AG7/16	212	HEL5329-14	218	HEL8187-16	218	HELR513-13	217
APEX440-TX50	214	HELR1191-22	216	CTD51AG7/8	212	HEL5332-14	218	HEL8187-18	218	HELR513-20	217
APEX440-TX55	214	HELR1191-24	216	CTD51AG9/16	212	HEL5334-14	218	HEL8187-20	218	HELR513	217
APEX445-1	214	HELR1191-3	216	<b>Repair Kits</b>		HEL5354-19	219	HEL8187-22	218	HELR514-16	217
APEX445-2	214	HELR1191-4	216	HEKL821-12	219	HEL5355-161	219	HEL8187-24	218	HELR5326-14L-6	218
APEX445-3	214	HELR1191-5	216	HEL1030-10	217	HEL5355-18	219	HEL819-10	218	HELR5326-14L	218
APEX445-4	214	HELR1191-6	216	HEL1030-12	217	HEL5355-20	219	HEL819-11	218	HELR5326-14N-6	218
APEX480-1	214	HELR1191-7	216	HEL1030-14	217	HEL5355-22	219	HEL819-1	218	HELR5326-14N	218
APEX480-2	214	HELR1191-8	216	HEL1030-18	217	HEL5355-24	219	HEL819-2	218	HELR5326-14S-6	218
APEX480-3	214	HELR1191-9	216	HEL20203	218	HEL5408-14	218	HEL8193-14	219	HELR5326-14S	218
APEX480-4	214	HELR3745-12	216	HEL20205	218	HEL5409-14	218	HEL8193-161	219	<b>Saws &amp; Blades</b>	
APEX480-TX20	215	HELR3745-14	216	HEL20207	218	HEL548	217	HEL8193-18	219	AMER-018HE	203
APEX480-TX25	215	HELR3745-16	216	HEL20208	218	HEL549	217	HEL8193-20	219	AMER-024HE	203
APEX480-TX30	215	HELR4255-10	216	HEL20211	218	HEL550	217	HEL8193-22	219	AMER-032HE	203
APEX480-TX40	215	HELR4255-11	216	HEL20212	218	HEL5516-20	219	HEL8193-24	219	AMER-10L	204
APEX480-TX45	215	HELR4255-8	216	HEL20213	218	HEL5521-10	218	HEL819-3	218	AMER-110R	203
APEX480-TX55	215	HELR4649-10	216	HEL20214	218	HEL5521-11	218	HEL819-4	218, 220	AMER-112R	203
APEX485-2	214	HELR4649-11	216	HEL20215	218	HEL5521-12	218	HEL819-5	218, 220	AMER-11L	204
APEX485-3	214	HELR4649-12	216	HEL20216	218	HEL5521-13	218	HEL819-6	218, 220	AMER-12L	204
APEX485-4	214	HELR474-4	217	HEL20217	218	HEL5521-14	218	HEL819-7	218, 220	AMER-13L	204
APEX490-3	215	HELR482-1	217	HEL20218	218	HEL5521-15	218	HEL819-8	218, 220	AMER-14L	204
APEX490-TX20	215	HELR482-2	217	HEL20504	218	HEL5521-16	218	HEL819-9	218, 220	AMER-156R	203
APEX490-TX25	215	HELR512	217	HEL20506	218	HEL5521-17	218	HEL821-3	219, 220	AMER-15L	204
APEX490-TX27	215	HELR513-10	217	HEL20508	218	HEL5521-18	218	HEL821-4	219, 220	AMER-16L	204
APEX490-TX30	215	HELR513-13	217	HEL20511	218	HEL5521-19	218	HEL821-5	219, 220	AMER-17L	204
APEX490-TX40	215	HELR513-20	217	HEL2087-12	219	HEL5521-20	218	HEL821-6	219, 220	AMER-18L	204
APEX490	215	HELR513	217	HEL2087-14	219	HEL5521-21	218	HEL821-7	219, 220	AMER-19L	204
APEX492-A	214	HELR514-6	217	HEL2087-16	219	HEL5521-22	218	HEL821-8	219, 220	AMER-1L	204
APEX492-B	214	HELR5326-14L-6	216	HEL2087-18	219	HEL5521-24	218	HEL821-9	219, 220	AMER-20L	204
APEX492	214	HELR5326-14L	216	HEL2087-20	219	HEL5521-25	218	HELK1185-14	218	AMER-218HE	203
APEX493-A	214	HELR5326-14N-6	216	HEL2087-3	219	HEL5523-10	218	HELK1185-16	218	AMER-22L	204
APEX493-B	214	HELR5326-14N	216	HEL2087-4	219	HEL5523-12	218	HELK1185-18	218	AMER-232HE	203
APEX493	214	HELR5326-14S-6	216	HEL2087-7	219	HEL5523-14	218	HELK1185-20	218	AMER-23L	204
APEX498	215	HELR5326-14S	216	HEL2288-11	218	HEL5523-18	218	HELK1185-24	218	AMER-24L	204
APEX825	215			HEL2288-1	218	HEL5528-12	219	HELK1191-14	219	AMER-25L	204
APEX835	215			HEL2288-2	218	HEL5528-14	219	HELK1191-161	219	AMER-26L	204
APEX838	215	<b>Lamps &amp; Bulbs</b>		HEL2288-3	218	HEL5528-161	219	HELK1191-16	219	AMER-27L	204
APEX855	215	CEC100RS12V	198	HEL2288-4	218, 220	HEL5528-18	219	HELK1191-18	219	AMER-28L	204
APEX858	215	CEC-300T3CL	198	HEL2288-5	218, 220	HEL5528-20	219	HELK1191-20	219	AMER-29L	204
APEXM490-2	215	CEC-500T3CL	198	HEL2288-6	218, 220	HEL5528-22	219	HELK1191-22	219	AMER-2L	204
APEXM490-4	215	CEC-50RS12V	198	HEL2288-7	218, 220	HEL5528-24	219	HELK1191-24	219	AMER-30CT	203
APEXM490	215	CEC-75RS12V	198	HEL2288-8	218, 220	HEL5528-28	219	HELK518-12	217	AMER-30L	204
APEXM490	215	CEC-F15T8CW	198	HEL2288-9	218	HEL5528-3	219	HELR1084-10	219, 220	AMER-314J	203
APEXM498	215	CEC-PL1341	198	HEL2299-10	219	HEL5528-4	219	HELR1084-11	219	AMER-314RC	203
APEXM825	215	<b>Masking Tape</b>		HEL2299-12	219	HEL5528-5	219	HELR1084-12	219	AMER-314S	203
APEXM835	215	3M6332	201	HEL2299-13	219, 220	HEL5528-6	219	HELR1084-14	219	AMER-318J	203
APEXM838	215	3M6334	201	HEL2299-14	219, 220	HEL5528-7	219	HELR1084-16	219	AMER-318RC	203
APEXM855	215	3M6336	201	HEL2299-15	219, 220	HEL5528-8	219	HELR1084-18	219	AMER-318S	203
APEXM858	215	3M6338	201	HEL2299-16	219, 220	HEL5528-9	219	HELR1084-20	219	AMER-324J	203
APEXMDA-08	215	3M6340	201	HEL2299-17	219, 220	HEL5528-10	219	HELR1084-3	219	AMER-324S	203
APEXMDA-10	215	3M6341	201	HEL2299-18	219, 220	HEL5528-11	219	HELR1084-4	219	AMER-32L	204
APEXMDA-12	215	3M6818	201	HEL2299-19	219, 220	HEL5528-12	219	HELR1084-5	219, 220	AMER-33L	204
APEXMDA-14	215	3M6819	201	HEL2299-20	219	HEL5528-13	219	HELR1084-6	219, 220	AMER-34L	204
APEXMDB-08	215	3M6820	201	HEL3640-10	220	HEL5528-14	219	HELR1084-7	219	AMER-35L	204
APEXMDB-10	215	TAPE-M11/2	201	HEL3724-14	218	HEL5528-15	219	HELR1084-8	219, 220	AMER-36L	204
APEXMDB-12	215	TAPE-M1	201	HEL3724-16	218	HEL5528-16	219	HELR1084-9	219	AMER-37L	204
APEXMDB-14	215	TAPE-M2	201	HEL3724-18	218	HEL5528-17	219	HELR1185-10	218	AMER-38CT	203
APEXMDC-08	215	TAPE-M3/4	201	HEL3724-20	218	HEL5528-18	219	HELR1185-11	218	AMER-3L	204
APEXMDC-10	215	TAPE-M3	201	HEL3724-22	218	HEL5528-19	219	HELR1185-12	218	AMER-40CT	203
APEXMDC-12	215	<b>Packaging Tape</b>		HEL3724-24	218	HEL5528-20	219	HELR1185-2	218	AMER-40L	204
HELK1185-14	216	3M3690C	202	HEL3747-10	219, 220	HEL5528-21	219	HELR1185-3	218	AMER-414R	203
HELK1185-16	216	3M3690T	202	HEL3747-11	219	HEL5528-22	219				
HELK1185-18	216	3M3710C	201	HEL3747-12	219	HEL5528-23	219				
HELK1185-20	216	3M3710T	201	HEL3747-13	219	HEL5528-24	219				
HELK1185-22	216	3M3750C	201	HEL3747-14	219	HEL5528-25	219				
HELK1185-24	216			HEL3747-15	219	HEL5528-26	219				

INDEX BY PART #

Table with multiple columns listing part numbers, descriptions, and quantities. Includes categories like Sockets, Specialty Tapes, Sets & Kits, Splicing Tape, Taps, Towels & Sorbents, Work Lights, and Tools. Ends with TRUCK & TRAILER ACCESSORIES section.

POL12-403 .....	149	<b>Gladhands</b>	STAR9200SMQA .....	154	TY-20-150BKDC .....	188	TY-8-50SBL .....	188	WPB18/3 .....	186
POL12-404 .....	149	TRA34211 .....	STAR9200SQA .....	154	<b>Handi-Cuff</b>		TY-8-50YEL .....	188	WPB18/4 .....	186
<b>6-Pole</b>		TRA36001 .....			TY-21-175BKHC .....	187	<b>Releasable</b>			
POL11-605 .....	147	TRA36002 .....			TY-21-175NHCC .....	187	TY-8-50BKRL .....	187		
POL11-607 .....	147	TRA36003 .....			<b>Heat Stabilized</b>					
POL11-608 .....	147	TRA36010 .....			TY-15-50BKHS .....	188				
POL11-609 .....	147	TRA36011 .....			TY-32-175BKHS .....	188				
POL12-600 .....	149	TRA36012 .....			TY-42-175BKHS .....	188				
POL12-601 .....	149	TRA36101 .....			TY-8-50BKHS .....	188	<b>Spiral Wrapping</b>			
POL12-717 .....	148	TRA36201 .....					SPW-1000BK .....	190		
		TRA36301 .....			<b>Button Head</b>		SPW-1000N .....	190		
		TRA36340 .....			TY-10-100BKHB .....	188	SPW-125N .....	190		
<b>7-Pole</b>		TRA36440 .....			TY-15-100BKHB .....	188	SPW-187N .....	190		
POL11-702 .....	146	TRA56101 .....					SPW-250BK .....	190		
POL11-702 .....	146	TRA56121 .....			<b>Cable</b>		SPW-250N .....	190		
POL11-720 .....	146	TRA56201 .....			WCN1/OBK .....	187	SPW375BK .....	190		
POL11-721 .....	146	TRA56221 .....			WCN1/ORD .....	187	SPW-375N .....	190		
POL11-723 .....	146	TRA56301 .....			WCN1BK .....	187	SPW-500BK .....	190		
POL11-723 .....	146	TRA56321 .....			WCN1RD .....	187	SPW-500N .....	190		
POL11-733 .....	146				WCN2/OBK .....	187	SPW-625BK .....	190		
POL11-735 .....	146				WCN2/ORD .....	187	SPW-625N .....	190		
POL11-736 .....	146				WCN2BK .....	187	SPW-750BK .....	190		
POL11-737 .....	146				WCN2RD .....	187	SPW-750N .....	190		
POL11-739 .....	146	<b>Horns</b>			WCN3/OBK .....	187				
POL11-801 .....	147	PRECO-FH117 .....			WCN3/ORD .....	187	<b>Stainless Steel</b>			
POL11-802* .....	147	PRECO-FH312 .....			WCN4/OBK .....	187	TY-15-100SS .....	188		
POL11-837 .....	146	SIG72002 .....			WCN4/ORD .....	187	TY-15-250SS .....	188		
POL11-902 .....	146	SIG72005 .....			WCN4BK .....	187	TY-6-100SS .....	188		
POL11-910 .....	146	SIG73130 .....			WCN4RD .....	187	TY-8-250SS .....	188		
POL12-706 .....	147	<b>Hose Assemblies</b>			WCN6BK .....	187				
POL12-707 .....	147	TRA32001-020 .....			WCN6RD .....	187	<b>Thomas &amp; Betts</b>			
POL12-710U .....	148	TRA32001-026 .....			WGPT10/2 .....	186	T&BTY252M .....	187		
POL12-711U .....	148	TRA32001-034 .....			WGPT10/3 .....	186	T&BTY5232MX .....	187		
POL12-716 .....	147	TRA32001-042 .....			WGPT10/4 .....	186	T&BTY523MX .....	187		
POL12-718 .....	147	TRA32002-020 .....			WGPT12/2 .....	186	T&BTY5242MX .....	187		
POL12-719 .....	147	TRA32002-026 .....			WGPT12/3 .....	186	T&BTY5242M .....	187		
POL12-729 .....	147	TRA32002-032 .....			WGPT12/4 .....	186	T&BTY524MX .....	187		
		TRA32002-042 .....			WGPT14/2 .....	186	T&BTY524M .....	187		
<b>9-Pole</b>		TRA32003-034 .....			WGPT14/3 .....	186	T&BTY5253MX .....	187		
POL12-905 .....	148	TRA32003-042 .....			WGPT16/2 .....	186	T&BTY525MX .....	187		
POL12-906 .....	148	TRA32516-112 .....			WGPT16/3 .....	186	T&BTY526MX .....	187		
POL12-907 .....	148	TRA32516-180 .....			WGPT16/4 .....	186	T&BTY5272MX .....	187		
		TRA32801-114 .....			WGPT18/2 .....	186	T&BTY5275MX .....	187		
		TRA34015 .....			WGPT8/2 .....	186	T&BTY527MX .....	187		
<b>Alarms</b>		TRA34020 .....			WSGT1/OBK .....	187	T&BTY527M .....	187		
CH40212 .....	153	TRA34021 .....			WSGT1/ORD .....	187	T&BTY528MX .....	187		
PRECO-225 .....	152	TRA34022 .....			WSGT1BK .....	187	T&BTY528M .....	187		
PRECO-240 .....	152	TRA34118 .....			WSGT1RD .....	187	T&BTY529MX .....	187		
PRECO-250 .....	152	TRA34200* .....			WSGT2/OBK .....	187				
PRECO-270 .....	152	TRA3420060 .....			WSGT2/ORD .....	187	<b>Tools</b>			
PRECO-360C .....	152	TRA34213* .....			WSGT2BK .....	187	TY-MK7 .....	190		
PRECO-360 .....	152				WSGT2RD .....	187	TY-MK9 .....	190		
PRECO-370 .....	152	<b>Panels &amp; Blocks</b>			WSGT3/OBK .....	187	TY-TWT1 .....	190		
PRECO-380C .....	152	POL52-244 .....			WSGT3/ORD .....	187	TY-TWT2 .....	190		
PRECO-380 .....	152	POL52-245 .....			WSGT4/OBK .....	187	<b>UV-Resistant</b>			
PRECO-390 .....	152	POL52-248 .....			WSGT4/ORD .....	187	TY-12-120BK .....	189		
PRECO-45AA .....	152	POL52-249 .....			WSGT4BK .....	187	TY-12-30BK .....	189		
PRECO-45A .....	152	POL52-259 .....			WSGT4RD .....	187	TY-12-50BK .....	189		
STAR60-087 .....	152	POL52-270 .....			WSGT6BK .....	187	TY-12-50BK .....	189		
STAR60-097 .....	152	POL52-271 .....			WSGT6RD .....	187	TY-15-120BK .....	189		
STAR60-102 .....	152	POL52-272 .....			WTC12/4 .....	186	TY-15-50BK .....	189		
STAR60-107 .....	152	POL52-273 .....			WTC12108 .....	186	TY-15-50BK .....	189		
STAR60-802A .....	152	POL52-274 .....			WTC1210 .....	186	TY-23-250BK .....	189		
STAR60-807A .....	152	POL52-275 .....			WTC1210 .....	186	TY-25-175BK .....	189		
STAR61-107 .....	152	POL52-276 .....			WTC12110 .....	186	TY-32-175BK .....	189		
STAR63-000 .....	152	POL52-277 .....			WTC12112 .....	186	TY-32-175N .....	188		
		<b>Single Pole</b>			WTC1212 .....	186	TY-4-18BL .....	188		
		POL11-762 .....			WTC14/4 .....	186	TY-4-18BR .....	188		
<b>Buttons</b>		POL11-763 .....			WTC14/6 .....	186	TY-4-18GRY .....	188		
POL52-660 .....	153	POL11-771 .....			WTC14/7 .....	186	TY-4-18GR .....	188		
POL52-661 .....	153	POL11-851 .....			WTC16/4 .....	186	TY-4-18N .....	188		
		POL11-852 .....			WTC16/6 .....	186	TY-4-18OR .....	188		
<b>Buzzers</b>		POL11-852 .....					TY-4-18PNK .....	188		
CH4099 .....	153	POL52-138 .....					TY-4-18PUR .....	188		
POL4112-RC .....	153	POL52-139 .....			<b>Clips &amp; Clamps</b>		TY-4-18RD .....	188		
POL52-400 .....	153				NCC-1/2BK .....	190	TY-4-18YEL .....	188		
		<b>Switches</b>			NCC-1/2N .....	190	TY-42-175BK .....	189		
<b>Cables</b>		PRECO-SWM43 .....			NCC-1/4BK .....	190	TY-6-30BL .....	188		
TRA38181-12 .....	149				NCC-1/4N .....	190	TY-6-30BR .....	188		
TRA38181-15 .....	149	<b>Warning Lights</b>			NCC-1/4N .....	190	TY-6-30GRY .....	188		
TRA38196-08 .....	149	PRECO-4241A .....			NCC-1/8N .....	190	TY-6-30GR .....	188		
TRA38196-10 .....	149	STAR116HMA .....			NCC-11/2BK .....	190	TY-6-30N .....	188		
TRA38196-12 .....	149	STAR200SA .....			NCC-11/4BK .....	190	TY-6-30OR .....	188		
TRA38196-15 .....	149	STAR200SA .....			NCC-1BK .....	190	TY-6-30PNK .....	188		
TRA38601 .....	149	STAR200SQA .....			NCC1N .....	190	TY-6-30PUR .....	188		
TRA38604-12 .....	149	STAR200SDA .....			NCC-3/16BK .....	190	TY-6-30RD .....	188		
TRA38604-15 .....	149	STAR201QZA .....			NCC-3/16N .....	190	TY-6-30YEL .....	188		
TRA38701 .....	149	STAR221RA .....			NCC-3/4BK .....	190	TY-8-120N .....	188		
TRA45A12 .....	149	STAR201ZA .....			NCC-3/8BK .....	190	TY-8-50BL .....	188		
TRA45A15 .....	149	STAR211RMA .....			NCC-3/8N .....	190	TY-8-50BR .....	188		
TRA47008 .....	149	STAR225TCHA .....			NCC-5/16BK .....	190	TY-8-50GRY .....	188		
TRA47012 .....	149	STAR225TCMA .....			NCC-5/16N .....	190	TY-8-50GR .....	188		
TRA47015 .....	149	STAR225TC .....			NCC-5/8BK .....	190	TY-8-50NGR .....	188		
TRA47A12 .....	149	STAR241SFA .....			NCC-7/16BK .....	190	TY-8-50NOR .....	188		
TRA47A15 .....	149	STAR9200HA .....			TY-R8L4 .....	189	TY-8-50NYEL .....	188		
TRA4AA15 .....	149	STAR9200HMA .....			TY-RB5H4 .....	189	TY-8-50N .....	188		
TRA4DA12 .....	149	STAR9200IA .....					TY-8-50OR .....	188		
TRA4DA15 .....	149	STAR9200SA .....			<b>Dual Clamp</b>		TY-8-50PNK .....	188		
		STAR9200SMA .....			TY-13-150BKDC .....	188	TY-8-50PUR .....	188		
							TY-8-50RD .....	188		

# APPENDIX

19

## NUTS

### Figure 01.01, 340

Finished Hex Nuts, Hex Jam Nuts, and Two-Way Reversible Lock Nuts

### Figure 01.02, 340

Heavy Hex Nuts

### Figure 01.03, 341

Hex Nylon Insert Stop Nut

### Figure 01.04, 341

Hex Nylon Insert Stop Nut Thin Pattern

### Figure 01.05, 341

Grade C, Automation Style Stover Lock Nut

### Figure 01.06, 341

Grade G Flange Style Lock Nut

### Figure 01.07, 342

Kep Lock Nut

### Figure 01.08, 342

Serrated Flange Lock Nut

### Figure 01.09, 342

Square and Hex Machine Screw Nuts

### Figure 01.10, 342

Square and Hex Machine Screw Nuts

### Figure 01.11, 343

Regular Square Nuts

### Figure 01.12, 343

Stamped Wing Nuts

### Figure 01.13, 343

Cold Forged Wing Nuts

## WASHERS

### Figure 02.01, 343

USS Washers

### Figure 02.02, 344

SAE Washers

### Figure 02.03, 344

Fender Washers

### Figure 02.04, 344

Machine Screw Washers

### Figure 02.05, 344

Medium and Heavy Split Helical Spring Lock Washers

### Figure 02.06, 345

Hi-Collar Helical Spring Lock Washers

### Figure 02.07, 345

Countersunk Finishing Washers

### Figure 02.08, 345

Countersunk External Tooth Lock Washers

### Figure 02.09, 345

External Tooth Lock Washer

### Figure 02.10, 345

Internal Tooth Lock Washer

### Figure 02.11, 346

Internal-External Tooth Lock Washer

## SCREWS

### Figure 03.01, 346

Mechanical and Material Requirements for Grades 2, 5, & 8 Hex Head Cap Screws

### Figure 03.02, 346

Hex Cap Screws

### Figure 03.03, 346

Socket Head Cap Screws

### Figure 03.04, 347

Low Head Socket Cap Screws

### Figure 03.05, 347

Button Head Socket Cap Screws

### Figure 03.06, 347

Flat Head Socket Cap Screws

### Figure 03.07, 347

Socket Shoulder Screws

### Figure 03.08, 348

Bugle Head Dimensions

### Figure 03.09, 348

Square Drive Pan Head Dimensions

### Figure 03.10, 348

Square Flat Head Dimensions

### Figure 03.11, 348

Flat Head Torx Drive Floorboard Dimensions

### Figure 03.12, 348

Binding Head Undercut Machine Screws Head Dimensions

### Figure 03.13, 349

Flat Head Dimensions

### Figure 03.14, 349

Flat Head Undercut Dimensions

### Figure 03.15, 349

Flat Head 100° Dimensions

### Figure 03.16, 350

Fillister Head Dimensions

### Figure 03.17, 350

Hex Head and Hex Washer Head Dimensions

### Figure 03.18, 350

Oval Head Dimensions

### Figure 03.19, 351

Pan Head Dimensions

### Figure 03.20, 351

Round Head Dimensions for Machine Screws

### Figure 03.21, 351

Truss Head Dimensions

### Figure 03.22, 351

Combination Drive Pan Head Dimensions

### Figure 03.23, 352

Pan Head Torx Drive Dimensions

### Figure 03.24, 352

Type A Threads for Self Tapping Screws

### Figure 03.25, 352

Type AB Threads for Self Tapping Screws

### Figure 03.26, 352

Serrated Flange Screws (Whiz-Lock Equivalents) Threads for Self Tapping Screws

### Figure 03.27, 352

Self Drilling Screw Threads for Self Tapping Screws

### Figure 03.28, 353

Type 25 and Type B Threads for Self Tapping Screws

### Figure 03.29, 353

Types F, 1, and 23 Threads and Points for Thread Cutting and Self Tapping Screws

### Figure 03.30, 353

Wing Screws

### Figure 03.31, 353

Hex Washer Slotted Self Piercing Screws

### Figure 03.32, 354

Wafer Head Dimensions

### Figure 03.33, 354

Type U Tolerance on Length

### Figure 03.34, 354

Type A-AB Tolerance on Length

### Figure 03.35, 354

Machine Screws Tolerance on Length

### Figure 03.36, 354

Types B, F, H-L, 1, 25, and 23 Tolerance on Length

### Figure 03.37, 354

Type P Thumb Screws

### Figure 03.38, 354

Type S Thumb Screws

### Figure 03.39, 354

Type U Round Head Drive Screws

### Figure 03.40, 355

Lag Screws

### Figure 03.41, 355

Drywall and Deck Screws

### Figure 03.42, 355

Fractional Measurement of Cap Screw Head Wrench Sizes

### Figure 03.43, 355

8.8 DIN Standard Metric Measurement Cap Screw Head Wrench Sizes

### Figure 03.44, 355

10.9 DIN Standard Metric Measurement Cap Screw Head Wrench Sizes

### Figure 03.45, 355

10.9 ANSI-ISO Metric Measurement Cap Screw Head Wrench Sizes

### Figure 03.46, 355

Fractions, Decimals, and Millimeters Cap Screw Head Wrench Sizes

### Figure 03.47, 356-357

ASTM and SAE Grade Markings for Steel Bolts and Screws

### Figure 03.48, 357

External Threads - Class 2A

## BOLTS

### Figure 04.01, 358

Carriage Bolts

### Figure 04.02, 358

No. 3 Head Plow Bolts

### Figure 04.03, 358

Elevator Bolts

### Figure 04.04, 358

Step Bolts

### Figure 04.05, 358

Tap Bolts

## PINS

### Figure 05.01, 359

Cotter Pins

### Figure 05.02, 359

Hitch pin Cotters (Hairpins)

### Figure 05.03, 359

Universal (Adjustable) Clevis Pins

### Figure 05.04, 360

Clevis Pins

### Figure 05.05, 360

Spring Tension Pins

## RIVETS

### Figure 06.01, 360

Dome Head and Large Flange Head Blind Rivet Specifications

### Figure 06.02, 360

Blind Rivet Application Data

## ANCHORS

### Figure 07.01, 361

Plastic Anchors

### Figure 07.02, 361

Hollow Wall Anchors

### Figure 07.03, 361

Wedge Anchors

## RINGS

### Figure 08.01, 362

Retaining Rings Type SH

### Figure 08.02, 362

Retaining Rings Type HO

### Figure 08.03, 362

Retaining Rings Type E

## TORQUE

## SPECIFICATIONS

### Figure 09.01, 363

Bolt Diameter and Wrench Sizes

### Figure 09.02, 363

Stainless Steel Cap Screws

### Figure 09.03, 363

Grade 5 and Grade 8

### Figure 09.04, 363

Grade B, C, and G

### Figure 09.05, 364

Metric Hex Head Cap Screws

### Figure 09.06, 364

Bolt Clamp Torque Loads Grade 5

### Figure 09.06A, 364

Bolt Clamp Torque Loads Grade 5

## HARDWARE

## INFORMATION

### Figure 10.01, 364-368

Small Hardware

### Figure 10.02, 368-369

Grade 8 Hardware

### Figure 10.03, 369-370

Grade 5 Hardware

### Figure 10.04, 370-373

Metric Hardware

### Figure 10.05, 374-380

Brass, Silicone Bronze, and Stainless Steel Hardware

# Kelly Industrial Supply, Inc.

*The Name in Fasteners*

## **ABRASIVES**

Brushes  
Discs  
Pads & Assemblies  
Sheets & Rolls

## **ASSORTMENT KITS**

Abrasives  
Bolts  
Clamps  
Custom Kits  
Electrical Components  
Fittings  
Hose Ends  
Plastic Bin Kits  
Rings  
Rivets  
Screws, Nuts, & Washers  
Small Hardware  
Stainless Steel

## **CHAINS & ACCESSORIES**

Binders & Straps  
Cable & Rope  
Chains  
Hooks & Links

## **CLAMPS**

Constant-Torque  
General Purpose  
Liner & Marine  
Miniature  
Partially Cushioned  
Power Seal  
Vinyl Coated

## **CONNECTORS & TERMINALS**

Copper  
Heat Shrink  
Non-Insulated  
Nylon  
Vinyl  
Weather Pack

## **CONVOLUTED SPLIT LOOM**

Black & Cotton Loom  
Fittings & Sleeving  
Nylon & Polyethylene

## **ELECTRICAL COMPONENTS**

Battery Terminals  
Blocks & Circuit Breakers  
Flashers & Relays  
Fuses & Fuse Holders  
Industrial Battery  
Lugs & Splices  
Power Pole

## **FASTENERS**

Nuts & Bolts  
Screws  
Washers  
Pins

## **FITTINGS**

B Series  
Brass  
Composite Body  
Drains & Valves  
Grease  
Multiple Shut-Offs

## **HEAT SHRINK**

Dual Wall  
Heavy & Thin  
On Spool

## **HOSE & TUBING**

Hoses & Hose Ends  
Pneumatic Disconnects  
Pressure Wash  
Safeway Hydraulics  
Steel Brake

## **LIQUIDS & SOLVENTS**

Cleaners & Degreasers  
Enamels  
Fluid  
Gasket Makers  
Grease & Oil  
Lubricants & Sealants  
Threadlockers

## **RIVETS**

Aluminum Drive  
Anchor  
Closed-End & Countersunk  
Dome Head & Large Flange  
Solid Aluminum

Structural & Truss Head  
T-Nuts & Rivets & Tri-Bulb  
Tools

## **SAFETY**

First Aid  
Hand, Head, & Face Protection  
High Visibility Protection  
Rain Gear  
Spill Containment

## **SHOP SUPPLIES**

Carbide Burrs & Reamers  
Drill & Insert Bits  
Helicoil  
Lights & Accessories  
Repair Kits  
Saw Blades  
Tape  
Taps & Dies  
Towels & Sorbents  
Wiring Devices

## **TRUCK & TRAILER ACCESSORIES**

Alarms & Buzzers  
Assemblies & Kits  
Coiled Cable & Tube  
Gladhands  
Horns & Switches  
Pole Connectors  
Strobe Lights

## **WIRE, CABLE, & CABLE TIES**

Accessories  
Cable & Cable Ties  
Spiral Wrapping  
Wire

*Hose Assemblies  
While You Wait!*

*Vendor-Managed  
Inventory Program*

# Kelly Industrial Supply, Inc.

*Since 1991.*

Industrial  
OEM  
Fleet  
Marine



1(877) 429-8266



1(610) 429-8277



[www.kellyindustrial.com](http://www.kellyindustrial.com)



[sales@kellyindustrial.com](mailto:sales@kellyindustrial.com)  
[info@kellyindustrial.com](mailto:info@kellyindustrial.com)



211 Carter Drive, Suite B  
West Chester, PA 19382